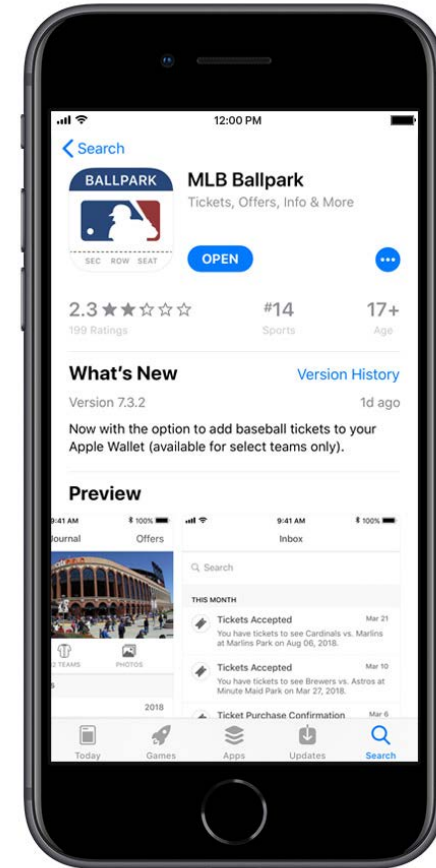




Your Guide to Mobile Ticketing

Your App for Mobile Ticketing

The free MLB Ballpark app is your secure and convenient way to instantly access Tigers tickets at Comerica Park via your mobile device. Download MLB's official app for mobile ticketing to your mobile device today via the App Store or Google Play.




Visit tigers.com/ballparkapp for our frequently asked questions.



Login with your MLB.com Account

When you first download the app, log in with your MLB.com account. If you can't remember your password, you can have a new one emailed to you directly from the app. If you don't have an MLB.com account, you can easily create one in the app.

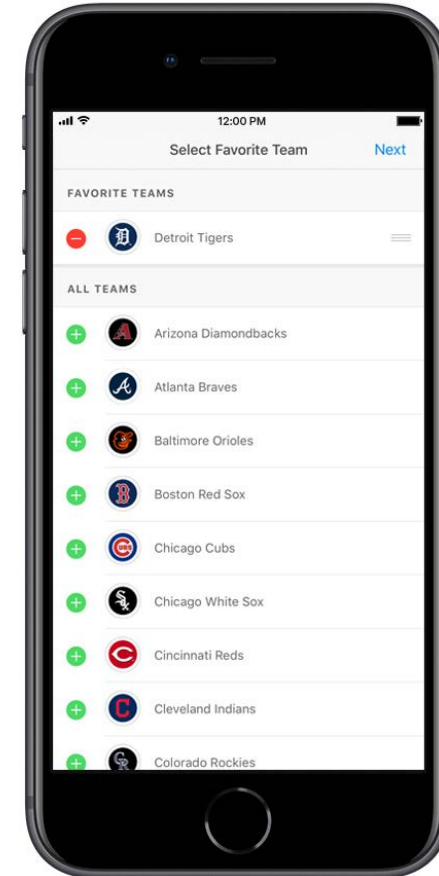


Visit tigers.com/ballparkapp for our frequently asked questions.



Select the Detroit Tigers as your Team

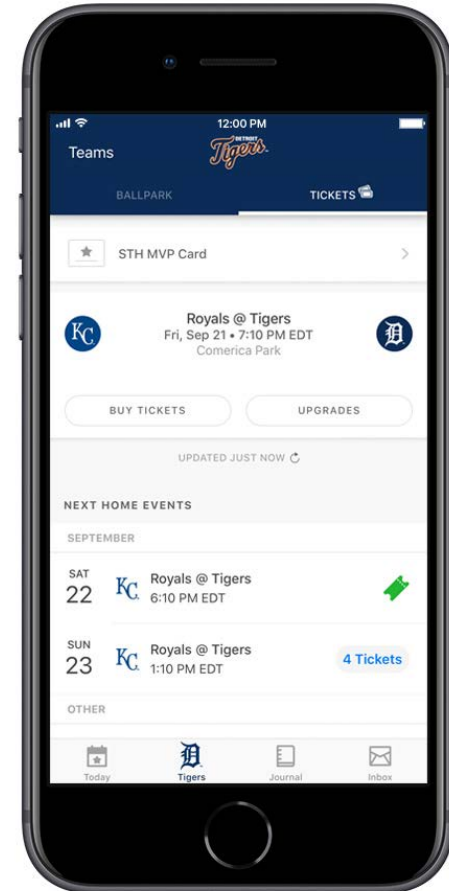
After signing in, select the Detroit Tigers as your team to get started. From here, you can access all Comerica Park-specific app features.



Visit tigers.com/ballparkapp for our frequently asked questions.

How to Use the “Tickets” Tab

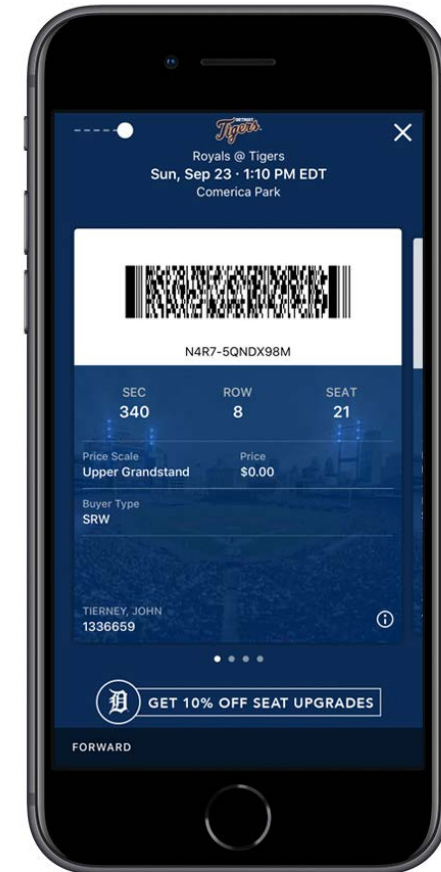
The "Tickets" tab will hold any ticket(s) associated with your linked ticket account(s). The following pages will guide you on how to view and share these tickets.



Visit tigers.com/ballparkapp for our frequently asked questions.

How to View Your Ticket Barcode

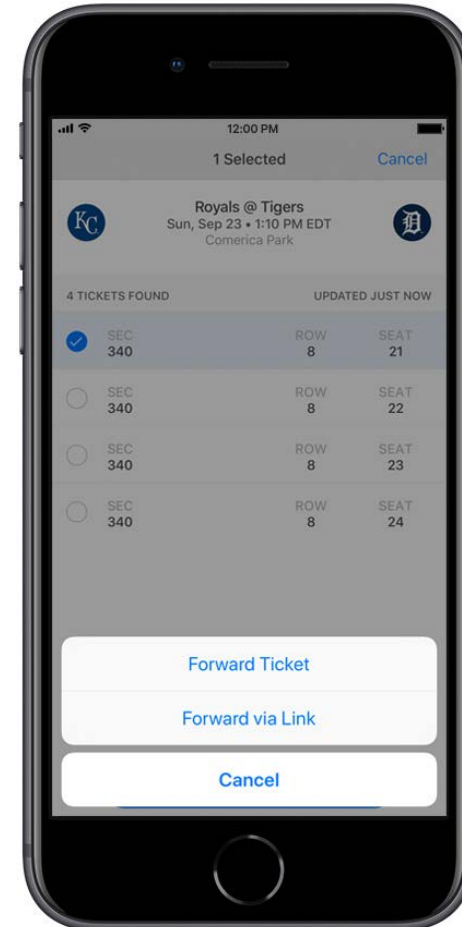
Tap an individual ticket to see its mobile barcode and that game's information. This mobile barcode will be used when you enter Comerica Park for a Tigers game. Gameday entry instructions will be provided on a later page.



Visit [tigers.com/ballparkapp](https://www.tigers.com/ballparkapp) for our frequently asked questions.

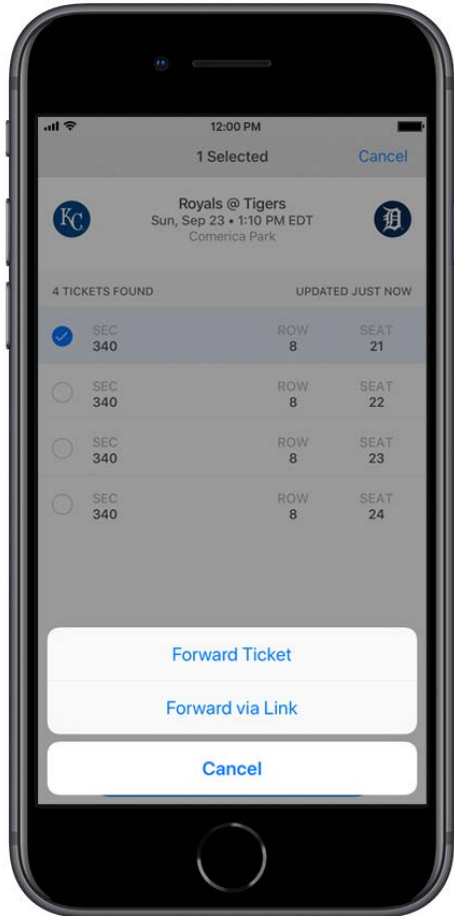
How to Forward Tickets

Meeting family or friends at Comerica Park? You can easily forward tickets to them via the Ballpark app by tapping the "Share" icon. Mobile tickets can be forwarded via email or a text link. When you forward a ticket, it will still appear on your list of tickets in the Ballpark app, but it will not feature a mobile barcode. Mobile tickets without barcodes cannot be used for entry into Comerica Park. You may choose to cancel a forwarded ticket and have it reinstated as a live mobile ticket in your Ballpark app. Instructions on how to cancel a forwarded ticket are provided on a later page.



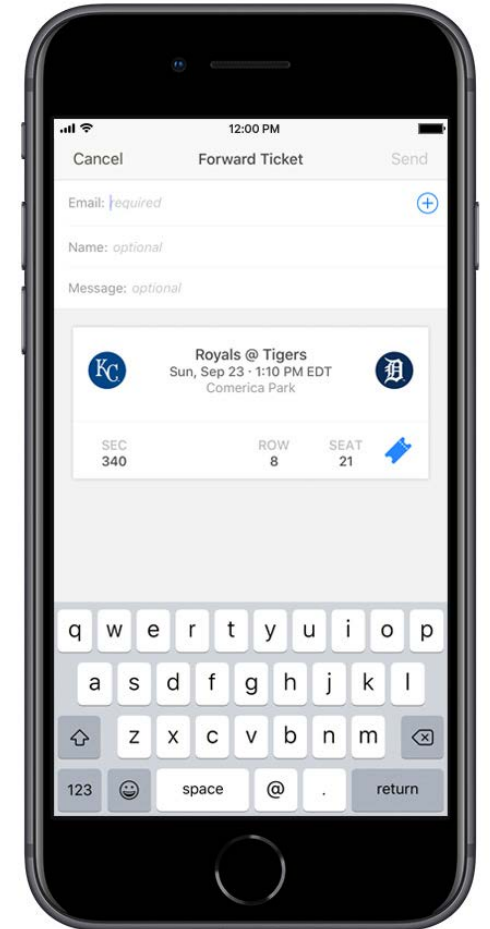
Visit tigers.com/ballparkapp for our frequently asked questions.

How to Forward Tickets



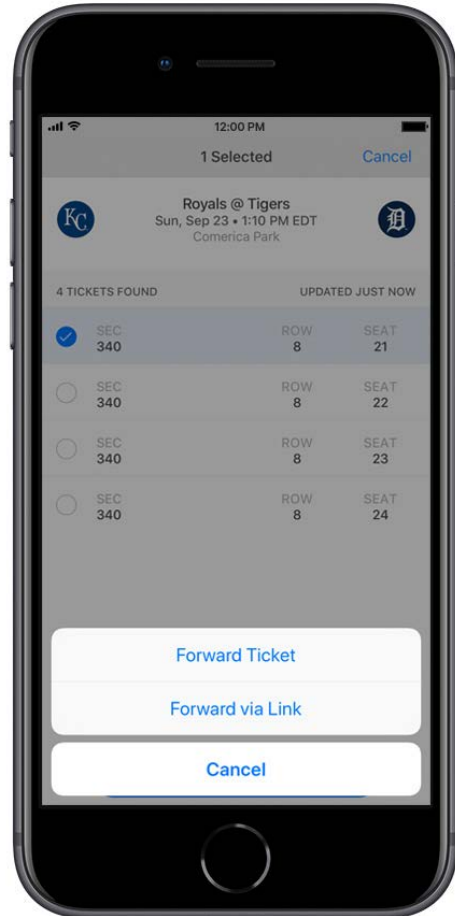
Via Email:

To forward a single ticket via email, select that recipient's name from your device's address book or enter his or her email address directly. The recipient will be sent an email notifying him or her that you have sent mobile ticket(s). The recipient must click "Access Tickets" in that email in order to receive the ticket(s).



Visit [tigers.com/ballparkapp](https://www.tigers.com/ballparkapp) for our frequently asked questions.

How to Forward Tickets



Via Text:

If you do not know a recipient's email address, you can share a ticket via text message by selecting the "Forward via Link" option. Simply select that recipient from your address book or enter their mobile phone number. They will receive a text with a link to accept that mobile ticket.



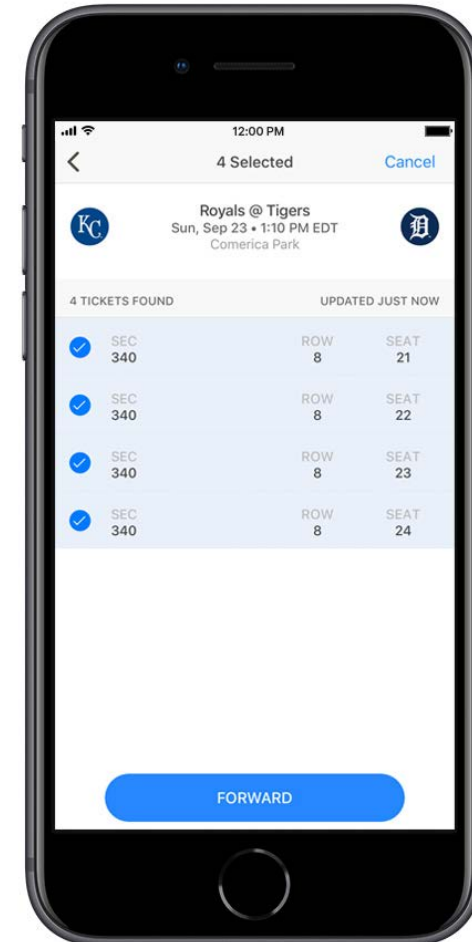
Visit tigers.com/ballparkapp for our frequently asked questions.

How to Forward Tickets

Multi-Ticket Forwarding

You can also send multiple tickets to the same game to one recipient. Go to that game's screen and tap "Forward." From there you can select which tickets to forward.

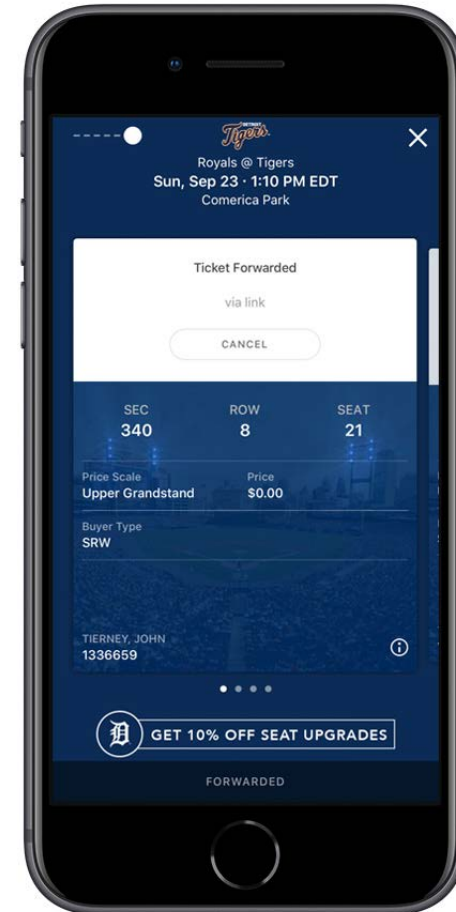
The individual receiving the forwarded ticket will receive an email with a link to accept the ticket. Once he or she accepts your offer, their ticket will be available to use or share in the Ballpark app on their device.



Visit tigers.com/ballparkapp for our frequently asked questions.

How to Cancel a Forwarded Ticket

If the recipient cannot attend the game, you can cancel that forward and have that ticket reinstated as a live mobile ticket in your Ballpark app. To cancel your previous forward, go to the "Forwards" section and tap the ticket you wish to recall. Simply tap the "Cancel Forward" button. The recipient will receive a notification that you have recalled the ticket. The ticket will automatically disappear from their "Tickets" tab. Forwarded tickets can be canceled up until the moment that ticket is scanned for entry at Comerica Park.



Visit tigers.com/ballparkapp for our frequently asked questions.

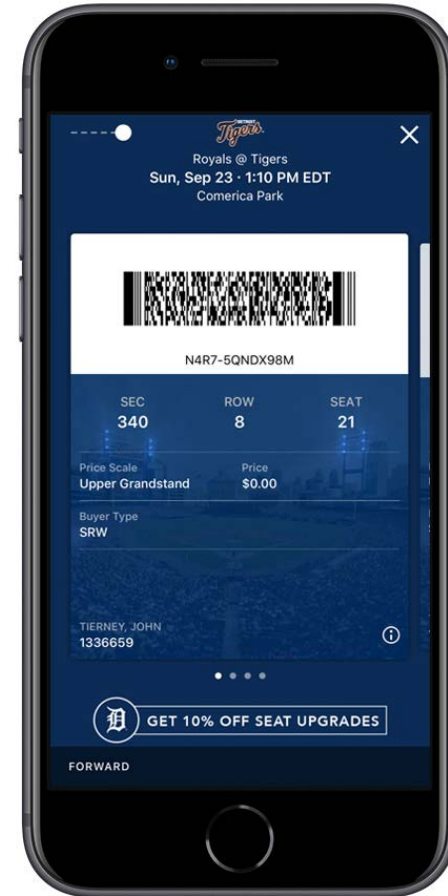
How to enter a Tigers game at Comerica Park

Ready to enter Comerica Park? Simply have the Ballpark app open, pull up your ticket barcode for that day's game and present it to the gate attendant to be scanned. If you're entering with a group, you have the option to scan multiple tickets on one device, or forward tickets to your group in advance to be scanned via the Ballpark app on their devices.

Having issues scanning in? Be sure to adjust your screen's brightness and watch out for glares from lights or the sun, both of which may prevent your mobile ticket from scanning properly.

Making your way to your seats at Comerica Park? Simply show your usher your mobile ticket on the Ballpark app to be directed to your seat.

Note: If you have both the Ballpark app as well as a printed ticket for the same seat, the first ticket scanned is the only one that will allow entry into Comerica Park. Once a ticket has been scanned, it cannot be forwarded.

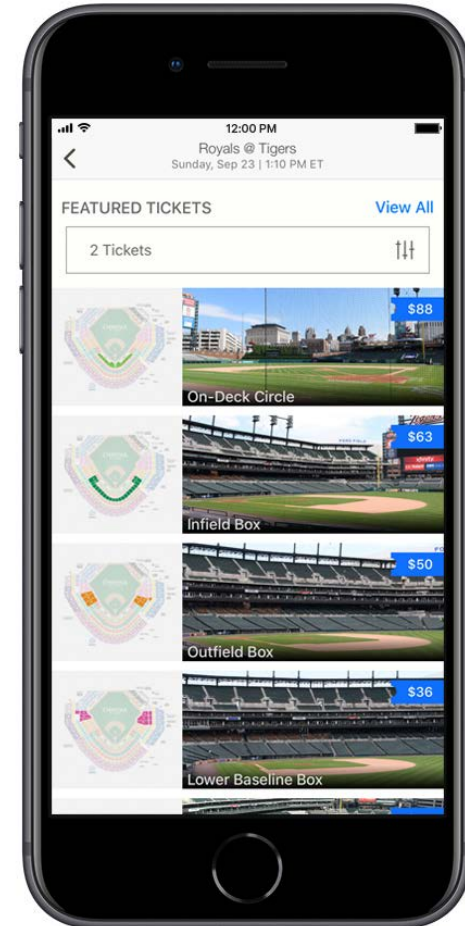


Visit tigers.com/ballparkapp for our frequently asked questions.

How to Buy Tigers Tickets

Still need tickets to the game? Purchasing seats is now easier than ever in the MLB Ballpark app. Select your game and browse available options.

Once you select tickets, you can review your seats and final price. Select a payment method from your wallet and confirm your purchase. The tickets will be available within moments in the Ballpark app.



Visit tigers.com/ballparkapp for our frequently asked questions.





Ballpark™

