





# ORIOLES MEDIA GUIDE '85



**JIM PALMER**  
ORIOLES  
'65-'84



**AL BUMBRY**  
ORIOLES  
'72-'84



**KEN SINGLETON**  
ORIOLES  
'75-'84



J. OH

# BALTIMORE ORIOLES, INC.

MEMORIAL STADIUM BALTIMORE, MD. 21218  
 Telephone (301) 243-9800 TWX (710) 234-1616  
 Ticket Office (301) 338-1300 Washington Sales Office (202) 347-2525

## DETAILED INDEX

A.L. Players of Month . . . . . 10	Orioles . . . . . 76	P.R. Directory . . . . . 3
ALCS Line Scores, O's . . . . . 64	Home Runs: . . . . .	Radio-Television Data . . . . . 71-74
All-Star Selections . . . . . 63	Grand Slams . . . . . 13	Records Section . . . . . 8-17
Altobelli, Joe . . . . . 87	Long HRs, Mem'l Stad . . . . . 12	Retired Numbers, O's . . . . . 123
Announcers, Radio/TV . . . . . 70-74	Opponents Ldrs. vs. O's . . . . . 39	Robinson, Brooks Biog . . . . . 72-74
Attendance Info . . . . . 7	Records, O's . . . . . 12	Rosters: . . . . .
Awards, Major O's Winners 23	Stadiums, O's in each . . . . . 192	All-Time, O's . . . . . 20-22
Bancells, Richie . . . . . 102	Japan, '84 Journey . . . . . 44-46	'85 O's . . . . . 88-89
Baseball Writers/Media . . . . . 75	Magic Number . . . . . 86	Rules of Interest . . . . . 18-19
Batting: . . . . .	Memorial Stadium: . . . . .	St. Louis Browns . . . . . 67
Career Leaders, O's . . . . . 9	Diagram, Data . . . . . 6	Salvon, Ralph . . . . . 102
Opponents vs. O's . . . . . 36-38	History . . . . . 86	Scouting Staff . . . . . 68
Position, O's Ldrs. By . . . . . 10	Minor League System: . . . . .	Singleton, Ken Biog . . . . . 83
Records O's . . . . . 11-14	Farm Clubs '85 . . . . . 68	Spring Training Data . . . . . 27
Stats, O's '84 . . . . . 29	Kluttz Award . . . . . 69	Standings: . . . . .
.300 Hitters, O's . . . . . 10	Stats '84 . . . . . 69-70	Major League, '84 . . . . . 28
Vs. Opp., Indiv. . . . . 40-43	Month, Top Efforts O's . . . . . 10	O's, '54 thru '84 . . . . . 5
Bumbry, Al Biog . . . . . 78	Most Valuable Orioles . . . . . 23	Summary, '84 Season . . . . . 47-51
Coaches Biogs . . . . . 91-102	No-Hitters, O's & Opp. . . . . 15	Television-Radio Data . . . . . 71-74
Consec. Game Streaks . . . . . 142	Opponents: . . . . .	Ticket Information . . . . . 6
Day-by-Day, '84 . . . . . 24-26	Biggest Lifetime Winners/ . . . . .	Trade, O's Biggest . . . . . 75
"Designated Hitters" . . . . . 77	Losers vs. O's . . . . . 33	Trainers . . . . . 102
"Diamond Vision" . . . . .	'84 & Lifetime . . . . . 33-36	Triple Plays, O's . . . . . 46
Video Board . . . . . 131	Pitching . . . . .	Twenty-Game Winners . . . . . 15
Drafts: . . . . .	'84 & Lifetime . . . . . 36-39	Two Wins/One Day . . . . . 16
Professional, '54-'84 . . . . . 75	Battling . . . . . 36-39	Williams, Edward Bennett . . . . . 3
Re-Entry, O's, '76-'84 . . . . . 62	'84 Hillies vs. O's . . . . . 51-62	Winners, O's Majors' . . . . .
Farm System . . . . . 68-70	"Oriole Advocates" . . . . . 77	Biggest Last 29 Years . . . . . 19
Fielding: . . . . .	Palmer, Jim Biog . . . . . 80	Won-Lost Records, Os' . . . . .
O's '84 Stats . . . . . 28	Peters, Hank Biog . . . . . 4	All-Time, vs. each Opp . . . . . 5
O's Records . . . . . 17	Pitching, O's: . . . . .	World Series: . . . . .
First Game, O's '54 . . . . . 148	Career Leaders . . . . . 9	Line Scores, O's . . . . . 65-66
Gold Gloves, O's . . . . . 22	Records . . . . . 15-16	Shares, O's thru Years, . . . . .
Hall of Fame: . . . . .	Stats, '84 . . . . . 29	Det.-S.D. '84 . . . . . 67
Cooperstown/Wilhelm . . . . . 76	Vs. Opponents, Indiv. 30-33	Year-by-Year Leaders . . . . . 8

## ORIOLES '85 HOTEL HEADQUARTERS

City	Hotel	Area	Telephone
BOSTON	Sheraton Boston	(617)	236-2000
CALIFORNIA	Anaheim Hyatt	(714)	772-5900
CHICAGO	Westin Chicago	(312)	943-7200
CLEVELAND	Bond Court	(216)	771-7600
DETROIT	Westin Detroit	(313)	568-8000
KANSAS CITY	Adams Mark	(816)	737-0200
MILWAUKEE	Pfister Hotel & Tower	(414)	273-8222
MINNESOTA	Amfac Hyatt	(612)	349-4000
NEW YORK	Grand Hyatt	(212)	883-1234
OAKLAND	Oakland Hyatt	(415)	562-6100
SEATTLE	Westin Hotel	(206)	624-7400
TEXAS	Sheraton CentrePark	(817)	261-8200
TORONTO	Westin Toronto	(416)	869-3456

Visiting Team's Hotel Headquarters in Baltimore: See page 192.

COVER: "Thanks for the Memories"—Jim Palmer, Al Bumbry, and Ken Singleton spent a combined total of more than 40 years in the Orioles organization. They are three major reasons why the Orioles have been the winningest team in baseball over so many years.

More than that, Jim, Al, and Ken have been among the most community oriented men to have represented the Orioles in the entire history of the club. Undoubtedly, all three of them will someday soon be elected to the Orioles Hall of Fame. It was a pleasure and a privilege to be associated with them.

The cover, by Baltimore artist Jeffrey Oh in cooperation with Don Schnably, is our way of saying thank you. (See "Thanks for the Memories" pages 78-86).

Produced by: Bob Brown, Rick Vaughn, Dr. Charles Steinberg, and Helen Conklin.

Typesetting: Graphics by Parkins  
 Printed by: French/Bray, Inc.

WASHINGTON STORE & TICKET OFFICE  
 914 17th St., N.W.  
 (Near Farragut Square Metro Stop)  
 Washington, D.C. 20006  
 202-347-2525  
 Hours: Mon. thru Fri. 9 a.m.-6 p.m.  
 Sat. 10 a.m.-2 p.m.

## BALTIMORE ORIOLES ORGANIZATION

### OFFICERS

EDWARD BENNETT WILLIAMS . . . . . Chairman of the Board/President  
 HENRY J. PETERS . . . . . Executive Vice-President/General Manager  
 LAWRENCE LUCCHINO . . . . . Vice-President/Secretary/General Counsel  
 JACK DUNN, III . . . . . Vice-President, Stadium Operations  
 JOSEPH P. HAMPER, JR. . . . . Vice-President, Finance  
 ROBERT J. FLANAGAN . . . . . Treasurer

### BOARD OF DIRECTORS

EDWARD BENNETT WILLIAMS, JOSEPH P. DIMAGGIO, JACK DUNN, III, JAY EMMETT, ROBERT J. FLANAGAN, GERARD T. GABRYS, CHARLES H. HOFFBERGER, JEROLD C. HOFFBERGER, ZANVYL KRIEGER, LAWRENCE LUCCHINO, HENRY J. PETERS, PETER P. WEIDENBRUCH, JR.

### FRONT OFFICE

ROBERT R. AYLWARD . . . . . Director, Business Affairs  
 ROBERT W. BROWN . . . . . Director, Public Relations  
 PHILIP E. ITZOE . . . . . Traveling Secretary  
 TIMOTHY A. GERAGHTY . . . . . Ticket Office Manager  
 THOMAS A. GIORDANO . . . . . Executive Director, Minor Leagues & Scouting  
 LOUIS I. MICHAELSON . . . . . Executive Director of Sales  
 JAMES J. RUSSO . . . . . Special Assistant to the General Manager  
 DREW M. SHEINMAN . . . . . Director, Corporate Marketing  
 FRED B. UHLMAN . . . . . Director, Scouting  
 JOSEPH B. CODD . . . . . Assistant Ticket Office Manager  
 JOHN J. MCCALL . . . . . Administrator Business Affairs, Minor Leagues & Scouting  
 RICHARD L. VAUGHN . . . . . Assistant Director, Public Relations  
 MARTY CONWAY . . . . . Promotions Manager  
 JAMES L. KLINE . . . . . Ticket Computer Manager  
 DANIEL J. O'DOWD . . . . . Sales Manager  
 CHARLES STEINBERG . . . . . Game Communications Coordinator  
 JULIE A. WAGNER . . . . . Community Relations Manager

BEN FEINGOLD . . . . . President, Stadia Operations, Inc. (Scorecard)  
 JOE COSTA . . . . . Manager, ARA (concessionaire)

ADMINISTRATIVE ASSISTANTS: MAEVE BERKERIDGE (to Messrs. Peters & Itzoe) . . . . . ANN LANGE (to Mr. Aylward) . . . . . SHARON TORREZ (to Mr. Dunn). Promotions—LISA DIDIO, MICKEY TOLSON . . . . . Public Relations—HELEN CONKLIN (to Mr. Brown), PATTY HADDAWAY . . . . . Baseball Department—BARBARA BROWN (to Mr. Giordano), KAREN MANNER . . . . . Sales—LUCY KELLY (to Mr. O'Dowd) . . . . . Accounting—DIANA PANAGETOU (to Mr. Hamper), KAYE LAKER, PAM NOWICKI, WANDA WATLAND . . . . . General Duties—ED RIDGELY, CALVIN ROGERS, BERNIE ROSKOTT . . . . . Switchboard—EDNA WEIBE (Chief Operator), JUDY VALENTINI, SUSAN WOLFE.

SALES STAFF: MIKE LEWNS, ALAN LOCEY, JODI POZANEK, MARTIN SMITH.  
 WASHINGTON SALES STAFF: VINCE DUNBAR, SUSAN HAJIABEDNAENI, STACY MASS (Store Manager), BILL PEMSTEIN, CINDY TEMKIN.

TICKET OFFICE STAFF: DENISE ADDICKS, AUDREY BROWN, DONNA CRAIG, DAISY GARLAND, DENNISE GUILLOTT, DONNA HINDER, GRACE McCARTER, HELEN McGUIRE, RUTH NAYLOR, LORRAINE SAPP, ROY SOMMERHOF, ILEEN WAGNER, JOAN WALSH, MARCY ZERHUSEN, TRICIA ZERHUSEN.

GAME PERSONNEL: BaseBells—STACY KEYS (Captain), PAMELA CITRANO, PATRICIA DUFF, JANET MOLZ, STEPHANIE PARRILLO . . . . . Electrician—AL SCRIMGER . . . . . Public Address Announcer—REX BARNEY . . . . . Press Box Staff—VERNON JOINER (Supervisor), DAVID SHAUCK, FRED TRAUTMAN . . . . . Guards & Ticket Takers Supervisor—CHARLIE JASPER . . . . . Ticket Sellers Supervisor—LEO HARNEN . . . . . Usher Supervisor—STANLEY FERGUSON . . . . . Scoreboard Operators—BILL STEWART, DOUG STEWART . . . . . Fan Relations Representative—AL SMITH . . . . . Closed Circuit System—ROBERT W. McMAHON, JAMES P. NASON.

The Orioles 1985 Media Guide is dedicated to the late Dr. Leonard Wallenstein, the Orioles Club Physician for nearly 20 years. Dr. Wallenstein passed away at the age of 68 on Feb. 25th in Miami while the Orioles were in spring training. He was both a friend and physician to all of us, a kind and gentle man to the very end. We will miss him always.

**BASEBALL  
PUBLIC RELATIONS DIRECTORY**

		Office	Private	Home
<b>Commissioner's Office</b>	Bob Wirz	212 371-7800	371-7898	203 846-1976
	Chuck Adams			201 935-7417
	Rick Cerrone			914 739-7865
<b>American League</b>	Bob Fishel	212 371-7600	371-6571	212 355-2433
	Phyllis Merhige			429-6229
Baltimore	Bob Brown	301-243-9800	235-9710	337-2050
	Rick Vaughn			703 620-4365
Boston	Dick Bresciani	617 267-9440	267-2890	237-7618
	Josh Spofford			526-4103
California	Tom Seeborg	714 937-6700	714 937-7217	714 586-2211
	Tim Mead	213 625-1123		714 861-0473
	John Saevano			714 960-2061
Chicago	Paul Jensen	312 924-1000	624-6460	983-1061
	Tim Clodjeaux		924-1412	878-7518
Cleveland	Bob DiBiasio	216 861-1200	861-4454	291-8352
	Rick Minch			731-0049
Detroit	Dan Ewald	313 962-4000		879-0424
	Bob Miller			553-0677
Kansas City	Dean Vogelaar	816 921-2200	921-8154	229-6446
	Jeff Coy			913 648-2472
Milwaukee	Tom Skibosh	414 933-4114	933-6975	786-2311
	Mario Zilino			764-9681
Minnesota	Tom Mee	612 375-1366	375-7470	447-2065
	Laurel Prieb		375-7484	377-0575
New York	Joe Safety	212 293-4300	293-1720	201 854-4545
	Lou D'Ermillo			718 727-2267
Oakland	Mickey Morabito	415 638-4900	635-7280	769-9280
	Jay Alves			352-0269
Seattle	Bob Porter	206 628-3555	343-4608	821-9275
	Craig Detwiler		343-4623	392-7727
Texas	John Blake	817 273-5222	273-5255	214 570-0739
	Jim Small		273-5202	817 860-6723
Toronto	Howard Starkman	416 595-0077	595-0282	820-7265
	Gary Oswald			699-2689
<b>Sports Information Center</b>	John Mulcahy	617 328-4674		545-2029
	Joe Costanza			245-3055
	Sandy Dreyer			328-8610
<b>National League</b>	Blake Cullen	212 371-7300	371-8661	757-2096
	Katy Feeney			489-5462
Atlanta	Wayne Minshew	404 522-7630	577-3667	987-9487
	Robin Monsky			952-2959
	Bob Korch			
Chicago	Bob Ibach	312 281-5050	281-9464	398-0503
	Ned Colletti		281-9352	350-1462
Cincinnati	Jim Ferguson	513 421-4510	421-2990	232-7590
	Jon Braude			385-4196
Houston	Mike Ryan	713 799-9600	795-4717	726-0061
	Rick Rivers		799-9597	392-4960
Los Angeles	Steve Brener	213 224-1301	224-1331	818 368-9161
	Toby Zwickel			818 998-0622
Montreal	Richard Griffin	514 253-3434	253-3263	695-4186
	Monique Giroux			384-9924
New York	Jay Horwitz	718 507-6387	565-4330	201 546-5089
	Dennis D'Agostino			914 631-7462
Philadelphia	Larry Shenk	215 463-6000	755-9321	302 478-5154
	Vince Naus			215 522-9858
Pittsburgh	Ed Wade	412 323-5000	323-5069	221-4057
	Greg Johnson		323-5018	343-9643
	Sally O'Leary		323-5030	734-9121
St. Louis	Jim Toomey	314 421-3060	421-6450	966-3775
	Kip Ingle			576-6496
San Diego	Bill Beck	619 283-7294	584-7210	672-1330
	Mike Swanson			283-6862
San Francisco	Duffy Jennings	415 468-3700	468-2390	369-8427
	David Aust			364-4770
<b>Elias Sports Bureau</b>	Seymour Siwoff	212 869-1530		
	Steve Hirdt			

**ORIOLES MANAGERS' WON-LOST RECORDS**

Joe Altobelli (183-141, .565)	Luman Harris (17-10, .530)
Hank Bauer (407-318, .561)	Billy Hitchcock (163-161, .503)
Jimmie Dykes (54-100, .351)	Paul Richards (517-539, .490)
	Earl Weaver (1354-919, .596)



**Edward Bennett Williams**  
*Chairman of the Board  
and President*



**Henry J. Peters**  
*Executive Vice-President  
General Manager*

**EDWARD BENNETT WILLIAMS**

When **Edward Bennett Williams** (owner, chairman of the board and president) officially purchased the Orioles on Nov. 1, '79, he acquired a franchise that had won more games than any other club in the majors over the previous 20 years. It was a tough act to follow.

What have the Orioles done during his 5 years as club-owner? Well, they've won more games than any other club in the majors.

**Mr. Williams** made a public commitment to winning at the time he took over and has repeated it many times since. Last winter, he made some very dramatic moves to re-emphasize his intent.

The O's who had won a world championship in '84 sputtered last season and fell to 5th place 19 games back of the Detroit Tigers. Though the Orioles won 85 games (there were 18 clubs with lesser records including all 7 in the A.L.'s western division), it was not a fitting ending for the winningest club in baseball.

During the off-season he moved swiftly and boldly to prevent a re-occurrence . . . Working in concert with his Executive Vice-President/General Manager **Hank Peters**, the O's owner acquired the services of three front line free agents (**Fred Lynn**, **Lee Lacy** and **Don Aase**) to shore up the apparent weaknesses of his ballclub and was looking to improve the team even more as spring training began.

Finishing in the second division in '84 obviously did not sit well with the 64-year old Hartford, CT native. Losing has never been an acceptable alternative to this distinguished Washington attorney who has honed his intense competitive instincts during nearly 40 years in the courtroom and two decades as president of the Washington Redskins.

**Williams**, the founder and senior partner of the Washington law firm, **Williams & Connolly**, left Hartford to attend **Holy Cross College** and after graduating summa cum laude in '41, served in the United States Army Air Force during World War II. Upon his return to civilian life, he attended **Georgetown University Law School**, graduated in '45 and was admitted to the D.C. Bar. He has been a Washington resident ever since.

The father of seven children (**Joe**, **Ellen**, **Bennett**, **Ned**, **Dana**, **Tony** and **Kimberly**), he lives with his wife, the former **Agnes Anne Neill** (also a **Georgetown University Law School** graduate), and family in Potomac, MD.

**Mr. Williams** taught Criminal Law and Evidence at **Georgetown Law School** from 1946 to 1958; was guest professor of American Criminal Law at the **University of Frankfurt** in West Germany in '54; and, in '71, as visiting lecturer at **Yale University Law School** where he taught Constitutional Litigation. He holds honorary degrees from 12 universities.

He was chairman of the **American Bar Association Special Committee on Crime Prevention and Control** from 1970 to 1972. In 1966 the **D.C. Bar Association** presented him with its "Lawyer of the Year" award . . . He is a Fellow of the **American College of Trial Lawyers** and was a member of its board of regents from 1968 to 1972.

By appointment of the **Chief Justice of the United States** in March 1965, **Mr. Williams** served on the **U.S. Judicial Conference Advisory Committee** on Federal Rules of Evidence until 1974 and, from 1971 to 1974, on the **Chief Justice's Committee on Court Facilities and Design**.

From 1971 to 1978, he served as chairman of the **Judicial Nomination Commission** for the Sixth Judicial Circuit of Maryland.

By appointment of President Gerald Ford, Mr. Williams served on the President's Foreign Intelligence Advisory Board in 1976 and 1977. In 1977 President Jimmy Carter appointed him a consultant to the National Security Agency (NSA) . . . In November 1980, President-elect Ronald Reagan appointed Mr. Williams, as one of three prominent Democrats, to serve on the Foreign Policy Advisory Board to assist in the presidential transition, and is now serving on the President's Foreign Intelligence Advisory Board.

Mr. Williams was treasurer of the Democratic National Committee from 1974 to 1977; has served as general counsel of Georgetown University since 1949; is chairman of the board of trustees of Holy Cross College; is general counsel of the Motion Picture Association of America and of the 20th Century Fox Film Corporation.

## HANK PETERS

**HENRY J. (HANK) PETERS** has been the Orioles' executive vice-president and general manager for the last 9 seasons, since he signed a 5-year contract in November, 1975. At that time, he replaced **J. Frank Cashen** who had resigned to join the Carling National Brewery.

As an indication of his success with the Orioles, **Hank's** contract was extended for another 5 years (thru '84) after '79 season, and was extended again a year ago for still another 5 years (thru '89).

A veteran of 38 years in professional baseball, **Hank** has twice earned major league "executive of the year" honors ('79, '83) from the SPORTING NEWS, and won UPI's major league executive award in '79 as well.

The 60-year old (Sep. 16, '24) St. Louis native has shown an amazing ability to adjust to the abrupt and rapid changes that have affected player-management relations during the past several years. It has been an invaluable asset.

**Hank** came to Baltimore after 4 years as president of the National Association of Professional Baseball Leagues (the governing body of minor league baseball). Before accepting that position in Dec. '71, he had spent 5 years with the Cleveland Indians as vice-president for player personnel.

Prior to that, he had been with the Kansas City A's for a decade. During his tenure in Kansas City, he had the distinction of being the last general manager appointed by club-owner **Charles O. Finley** (who later became his own gm). He has also worked with the St. Louis Browns and Cincinnati Reds.

He first broke into baseball in '46 after serving 3 years in the U.S. Army in World War II during which he was stationed in England, Germany and Czechoslovakia.

He got his start with the hometown Browns in the minor league department, working for Farm Director **Jim McLaughlin**, who later served the Orioles in the same capacity (and still lives in Baltimore), and **Bill DeWitt**, the general manager.

When the franchise was moved to Baltimore in Oct. '53, **Hank** took a job as general manager of the independent Burlington, Iowa club in the Class B Three-I League.

After the '54 season, he joined the new Kansas City A's (who had just moved from Philadelphia) as farm director, and remained in that position thru '60. In early '61, following a disagreement with owner **Finley**, **Hank** resigned and spent the balance of the season working again for **DeWitt** (then gm at Cin.), as farm director of the Reds who won the N.L. pennant that season.

However, in Dec. '61, he returned to the A's as assistant general manager/farm director. In '65 he was appointed general manager, and during his tenure such future stars as "**Catfish**" **Hunter**, **Bert Campaneris**, **Reggie Jackson**, **Sal Bando**, **Joe Rudi**, **Rick Monday**, **Gene Tenace**, and **Rollie Fingers** were signed and developed in the A's farm system.

**Hank** moved to Cleveland in '66 and remained there until he was elected to succeed the retiring National Association President **Phil Piton**. At the time, the National Association was headquartered in Columbus, OH, but in Sep. '73, **Hank** moved the office to its present site, in St. Petersburg, FL.

He and his wife, **Dottie**, whom he met while both were working for the Browns, have been married for 34 years . . . They have 2 children: **Sharon** and **Steve**, and 2 grandchildren: **Shannon Nicole Torrez**, born Dec. 12, '80, and **Christopher Henry Peters**, born on Oct. 16, '83, the day the Orioles clinched the '83 World Championship.

## WON-LOST RECORDS vs. EACH OPPONENT, 1984

Orioles vs. A.L. West				Orioles vs. A.L. East			
	Home	Away	Total	Home	Away	Total	
	W-L	W-L	W-L	W-L	W-L	W-L	
California	5-1	3-3	8-4	Boston	2-5	4-2	6-7
Chicago	4-2	3-3	7-5	Cleveland	4-2	3-4	7-6
Kansas City	3-3	2-4	5-7	Detroit	3-4	4-2	7-6
Minnesota	4-2	1-5	5-7	Milwaukee	4-2	3-4	7-6
Oakland	2-4	4-2	6-6	New York	3-4	2-4	5-8
Seattle	4-2	5-1	9-3	Toronto	2-4	2-5	4-9
Texas	4-2	5-1	9-3				
vs. West	26-16	23-19	49-35	vs. East	18-21	18-21	36-42
				Gr. Totals	44-37	41-40	85-77

## WON-LOST RECORDS vs. EACH OPPONENT

1954-1984			
Club	Home	Away	Total
	W-L-T	W-L	W-L-T
BOS.	144-127	123-146	267-273
CAL.	100-64	86-82	186-146
CHI.	143-98 -4	110-129	253-227 -4
CLE.	142-127	130-142	272-269
DET.	149-124	140-135	289-259
K.C.	62-31	42-49	104-80
MIL*	73-37 -1	72-42	145-79 -1
MIN*	140-100	130-110	270-210
N.Y.	149-122-1	133-139	282-261 -1
OAK.*	142-96 -3	137-108	279-204 -3
SEA.	32-11	28-15	60-26
TEX*	106-63	116-55	222-118
TOR.	38-13	28-23	66-36
Totals	1420-1013-9	1275-1175	2695-2188-9
	(.584)	(.520)	(.552)
	2442	2450	4892
	Games*	Games	Games*

\*Tie Games: O's played 9 ties, all at home (including one in '82 & 8 others between 1955 & 1964). They are all included in the above totals of games played, but do not affect W-L percentages.

- (1) Includes Sea. '69
- (2) Includes Wash. '54-'60
- (3) Includes Pha. '54 & K.C. '55-'67
- (4) Includes Wash. '61-'71

## ORIOLES STANDINGS, 1954-1984

YR.	W	L	Pct.	G.B.	Std.	Mgr.
1984	85	77	.525	19	5th	Altobelli
1983	98	64	.605	(6)	1st	Altobelli
1982	94	68	.580	1	2nd	Weaver
1981	59	46	.562	1	2nd*	Weaver
1980	100	62	.617	3	2nd	Weaver
1979	102	57	.642	(8)	1st	Weaver
1978	90	71	.559	9	4th	Weaver
1977	97	64	.602	2 1/2	2-T	Weaver
1976	88	74	.543	10 1/2	2nd	Weaver
1975	90	69	.566	4 1/2	2nd	Weaver
1974	91	71	.562	(2)	1st	Weaver
1973	97	65	.599	(8)	1st	Weaver
1972	80	74	.519	5	3rd	Weaver
1971	101	57	.639	(12)	1st	Weaver
1970	108	54	.667	(15)	1st	Weaver
1969	109	53	.673	(19)	1st	Weaver
1968	91	71	.562	12	2nd	Bauer
1967	76	85	.472	15 1/2	6-T	Bauer
1966	97	63	.606	(9)	1st	Bauer
1965	94	68	.580	8	3rd	Bauer
1964	97	65	.599	2	3rd	Bauer
1963	86	76	.531	18 1/2	4th	Hitchcock
1962	77	85	.475	19	7th	Hitchcock
1961	95	67	.586	14	3rd	Richards
1960	89	65	.578	8	2nd	Richards
1959	74	80	.481	20	6th	Richards
1958	74	79	.484	17 1/2	6th	Richards
1957	76	76	.500	21	5th	Richards
1956	69	85	.448	28	6th	Richards
1955	57	97	.370	39	7th	Richards
1954	54	100	.351	57	7th	Dykes

Totals 2695-2188 .552

\* 1st Half: 31-23, .574, 2 G.B., 2nd.  
2nd Half: 28-23, .549, 2 G.B., 4th.  
† Weaver replaced Bauer on July 11, 1968.  
‡ Harris replaced Richards on Sept. 1, 1961.

## ORIOLES WON-LOST RECORDS IN DIFFERENT BALLPARKS

CALIFORNIA	Wrigley Field (6-4, '61), Dodger Stadium (15-20, '62 thru '65), Anaheim Stadium (65-58, '66 thru '84, not including 2-1 in '79 ALCS).
CHICAGO	Comiskey Park (108-129, '54 thru '84, not including 2-0 in '83 ALCS), Milwaukee County Stadium (2-0, 5/28/68 & 9/1/69).
KANSAS CITY	Municipal Stadium vs. both A's and Royals (91-62, '54 thru '67, '69 thru '72), vs. Royals only (17-7, '69 thru '72), Royals Stadium (25-42, '73 thru '84).
MILWAUKEE	County Stadium (67-41, '70-'84, not including 2-0 vs. Chi. at Mil. on 5/28/69 & 9/1/69).
MINNESOTA	Metropolitan Stadium (77-68, '61 thru '81, not including 3-0 in '69 & '70 ALCS), H.H.H. Metrodome (9-9, '82-'84).
NEW YORK	Yankee Stadium (124-130, '54 thru '73 and '76-'84), New Yankee Stadium (33-30, '76-'84), Shea Stadium (9-9, '74-'75, not including 0-3 in '69 WS vs. Mets).
OAKLAND	Oakland Coliseum (61-44, '68 thru '84, not including 3-3 in '71, '73, '74 ALCS).
PHILADELPHIA	Connie Mack Stadium (2-9, '54).
SEATTLE	Sicks' Stadium (5-1, '69), Kingdome (28-15, '77 thru '84).
TEXAS	Arlington Stadium (51-22, '72 thru '84).
WASHINGTON	R.F.K. Stadium (65-33, '62 thru '71), Griffith Stadium vs. both D.C. franchises (51-34, '54 thru '61).

## ORIOLES WON-LOST RECORDS vs. MULTI-CITY FRANCHISES

CALIFORNIA	Los Angeles (49-41, '61 thru '65), Anaheim (130-100, '66 thru '84, not including 3-1 in '79 ALCS).
MILWAUKEE	Seattle (9-3, '69), Brewers (136-76, '70 thru '84).
MINNESOTA	Washington (Griffith) Senators (89-65, '54 thru '60), Twins (181-145, '61 thru '84), not including 6-0 in '69 & '70 ALCS).
OAKLAND	Philadelphia A's (10-12, '54), K.C. A's (151-104, '55 thru '67), Oakland A's (118-78, '68 thru '84, not including 6-6 in '71, '73, '74 ALCS).
TEXAS	Washington (Expansion) Senators (135-61, '61 thru '71), Rangers (87-57, '72 thru '84).

Note: O's were 224-126 combined vs. the two Washington franchises.

# ORIOLES GAME AND TICKET INFORMATION

**Starting Times**  
 Day Games & Afternoon Doubleheaders ..... 2:05  
**Exceptions:**  
 Wed., Apr. 10 vs. Tex.-3:35 Sat., June 15 vs. Mil.-1:20  
 Sat., July 20 vs. K.C.-1:20 Mon., Sep. 2 (Labor Day) vs. Oak.-5:05  
 Sat. Sep. 21 vs. N.Y.-1:20 Sat. Oct. 5 vs. Det.-TBA  
 Night Games ..... 7:35  
**Exceptions:** All Home Fridays ..... 8:05  
 Twilight/Night Doubleheaders ..... 5:05  
 (Eastern Daylight Time Starts Apr. 28)

**TICKET PRICES**  
 Lower Box ..... \$9.00  
 Mezzanine Box ..... 8.00  
 Terrace Box ..... 8.00  
 (Lower Deck)  
 Upper Box ..... 6.50  
 Lower & Upper Reserved ..... 6.00  
 General Admission  
 Adult ..... 4.75  
 \*Child/Senior Citizens ..... 2.50

**MEMORIAL STADIUM TICKET OFFICE**  
 1000 block East 33rd Street  
 Mon. thru Sat., 9 A.M. to 6 P.M.  
 During Night Games until 8:30 P.M.  
 Sundays when Club is at home,  
 12 Noon until 6 P.M.

**TICKET INFORMATION**  
 Call (301) 338-1300

\*Child's prices will NOT be effective on children's souvenir giveaway dates, or on dates that everyone receives souvenir items, regardless of age. There will be no discounts on dates that general admission tickets are sold in advance on a reserved basis.

### TICKETCENTER CHARGE

Reserved seat tickets to Orioles Home Games can be ordered by telephone TOLL FREE and charged to your major credit card.  
 Call TicketCenter Charge

From Baltimore Area ..... 792-4001  
 From Washington Area (thru April 14) ..... 499-1800  
 (effective April 15) ..... 432-0200  
 From all other Areas ..... 1-800-448-9009

### SPECIAL TICKET PROGRAMS

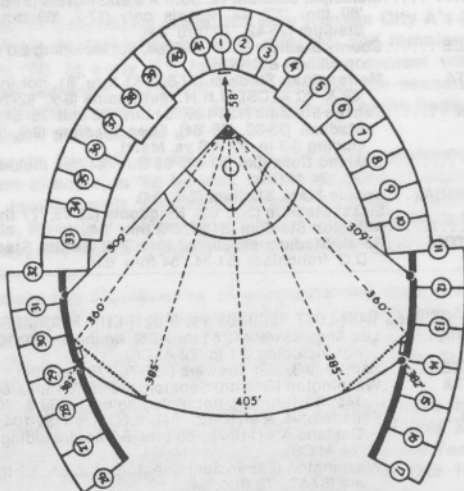
**Junior Orioles:** Youngsters, 16 and under, can attend 10 selected Orioles' games for a total price of \$2.50. Kits available at participating Roy Rogers and Rite Aid Stores, or order through the mail for \$3.00, c/o Junior Orioles, P.O. Box 396, Luther-ville, MD 21093.

**Student Discount Program:** Senior high school and college students may purchase upper reserved seats, regularly priced at \$6.00, for just \$3.50 for many Orioles' home games. Student membership cards can be obtained at area high schools and colleges, or at the Orioles' office.

### MEMORIAL STADIUM DATA

Lower Boxes ..... 7,474<sup>1</sup>  
 Terrace Boxes  
 (Rows 16-24) ..... 3,519  
 Mezzanine Boxes ..... 2,037<sup>2</sup>  
 Upper Boxes ..... 3,610  
 "Sky" Boxes ..... 12 (16,652)  
 Lower Reserved ..... 8,533<sup>3</sup>  
 Upper Reserved ..... 12,298 (19,967)  
 Gen. Adm. Lower .. 11,408  
 Gen. Adm. Upper .. 5,169 (16,577)  
 CAPACITY ... 54,062

(1) Includes 2,568 "Field Boxes" installed in '61 ... (2) Includes 90 seats in "Bird Feed" Area ... (3) Includes 3,484 "partially obstructed" seats.  
**Additional Totals:** Lower Stand Capacity, including Bleachers (30,070) ... Upper Stand Boxes & Reserved, excluding Mezzanine (15,908) ... Total Upper Stand Capacity (21,077) ... A total of 723 seats were added to the upper deck in 1977 (35th row).  
 See page 86 for Memorial Stadium history.



Additional measurements: Concrete wall—14 ft. high; Wire fence—7 ft. high.

# ORIOLES ATTENDANCE INFORMATION

## ANNUAL ATTENDANCE FIGURES, 1954-1984

AT MEMORIAL STADIUM				ON THE ROAD			
Season	Attendance	Dates	Avg. Date	Attendance	Dates	Avg. Date	Season
1984	2,045,784	76	26,918	1,759,964	81	21,728	1984
1983	2,042,071	77	26,520	1,854,401	77	24,083	1983
1982	1,613,031	74	21,798	1,622,109	80	20,276	1982
1981	1,024,247	53	19,325	954,002	46	20,739	1981
1980	1,797,438	80	22,468	1,608,616	77	20,891	1980
1979	1,681,009	72	23,347	1,596,922	76	21,012	1979
1978	1,051,724	73	14,407	1,495,193	78	19,169	1978
1977	1,195,769	77	15,529	1,412,675	72	19,620	1977
1976	1,058,609	74	14,306	1,307,920	74	17,675	1976
1975	1,002,157	68	14,738	1,163,631	74	15,725	1975
1974	962,572	74	13,008	1,289,741	75	17,197	1974
1973	960,303	72	13,338	1,184,679	75	15,796	1973
1972	899,950	69	13,042	1,265,353	74	17,099	1972
1971	1,023,037	64	15,985	1,165,879	76	15,341	1971
1970	1,057,069	75	14,094	1,311,394	78	16,813	1970
1969	1,062,094	73	14,549	1,244,770	74	16,821	1969
1968	868,709	71	12,235	1,256,724	76	16,536	1968
1967	860,390	64	13,444	1,122,760	74	15,172	1967
1966	1,203,366	67	17,961	1,309,159	76	17,225	1966
1965	781,649	68	11,495	930,538	73	12,747	1965
1964	1,116,215	69	16,177	1,057,173	72	14,683	1964
1963	774,343	72	10,755	829,732	71	13,081	1963
1962	790,254	72	10,976	886,543	70	12,665	1962
1961	951,089	70	13,587	1,001,302	71	14,103	1961
1960	1,187,849	71	16,730	1,151,055	69	16,682	1960
1959	891,926	64	13,936	990,449	71	14,317	1959
1958	829,991	67	12,388	660,352	69	9,570	1958
1957	1,029,581	67	15,367	739,289	66	11,201	1957
1956	901,201	67	13,539	678,173	64	10,595	1956
1955	852,039	62	13,743	648,412	56	11,579	1955
1954	1,060,910	67	15,834	614,833	64	9,607	1954
<b>Totals</b>	<b>34,576,376</b>	<b>2169</b>	<b>15,941*</b>	<b>36,113,743</b>	<b>2229</b>	<b>16,202*</b>	<b>Totals</b>

\*Average annual attendance home—1,115,367, away—1,164,959

### ORIOLES RECORD CROWDS

MEMORIAL STADIUM	Attendance	Date	Opponent
Largest Crowd	54,458	Oct. 9, '66	Dodgers (World Series)
Largest Crowd, Reg. Sea.	51,956	Apr. 5, '82	Royals (Opening Day)
Single Night Game	51,649	Aug. 16, '80	Yankees
Day Doubleheader	51,764	June 10, '84	Tigers
Night Doubleheader	51,883	Oct. 1, '82	Brewers
Opening Day	51,956	Apr. 5, '82	Royals
Memorial Day	42,949	May 25, '81	Yankees
Independence Day	45,339	July 4, '77	Tigers
Labor Day	41,202	Sep. 5, '83	Red Sox
Five Date Series	249,605*	Aug. 14-15-16-17-18, '80	Yankees
Four Date Series	154,835	July 8-9-10-11, '77	Yankees
Three Date Series	150,757	Oct. 1-2-3, '82	Brewers
Two Date Series	69,569	July 1-2, '57	Yankees
Smallest Crowd	655	Aug. 17, '72	White Sox
All Star Game	48,829	July 8, '58	-----
Most 100,000+ Series	8	1983	-----
<b>ON THE ROAD</b>			
Largest Crowd	67,064	Oct. 16, '83	Phillies (World Series)
Largest Crowd, Reg. Sea.	63,073	Apr. 23, '83	Angels (Anaheim)
Smallest Crowd	476	Sep. 19, '63	Angels (L.A.)
Single Series (3 dates)	156,458	Aug. 8-9-10, '80	Yankees (3 games)
(4 dates)	188,350	Aug. 3-4-5-6, '79	Yankees (4 games)

\*Major League Record

**1984 ATTENDANCE NOTES:** The Orioles set a club record in home attendance in 1984, drawing 2,045,784, to surpass the two million mark for the 2nd straight year. The club has drawn at least one million fans for 10 straight years and 18 of 31 years.

The new mark exceeded the previous high, set in 1983, despite one less date (76). The O's also set a club record in average attendance, 26,918, 5th best in the league. The total attendance ranked 8th in the league.

The largest crowd of the season, 51,764, attended a June 10 double-header vs the Detroit Tigers. It was the 5th best regular season crowd in club history, and the top draw for a day twin-bill in the Orioles' 31 years. That date culminated a 3-date, 4-game series (June 8-10) which drew 146,529, the best-attended series for the year and 5th best all-time.

The Orioles drew over 50,000 on three occasions, between 40,000 and 50,000 on three occasions and between 30,000 and 40,000 14 times in '84.

Five series in 1984 drew over 100,000, led by the June Tigers series mentioned above and a 4-date series vs the White Sox July 12-15 which drew 137,389. In 31 years, the club has drawn over 100,000 for a series 36 times, 27 coming in the last 6 seasons (starting '79).

## ORIOLES YEAR-BY-YEAR LEADERS

Yr.	Average	Home Runs	Runs Batted In	Stolen Bases
54	Abrams .293	Stephens .8	Stephens .46	Coan .9
55	Triandos .277	Triandos .12	Triandos .65	Diering .5 Pope .5
56	Nieman .322	Triandos .21	Triandos .88	Francona .11
57	Boyd .318	Triandos .19	Triandos .72	Pilarcik .14
58	Woodling .276	Triandos .30	Triandos .79	Pilarcik .7
59	Woodling .300	Triandos .25	Woodling .77	Pilarcik .9
60	B. Robinson .294	Hansen .22	Gentile .98	Breeding .10
61	Gentile .302	Gentile .46	Gentile .141	Brandt .10
62	B. Robinson .303	Gentile .33	Gentile .87	Brandt .9
63	A. Smith .272	Powell .25	Powell .82	Aparicio ★ .40
64	B. Robinson .317	Powell .39	B. Robinson ★ 118	Aparicio ★ .57
65	B. Robinson .297	Blefary .22	B. Robinson .80	Aparicio .26
66	F. Robinson ★ 316	F. Robinson ★ 49	F. Robinson ★ 122	Aparicio .25
67	F. Robinson .311	F. Robinson .30	F. Robinson .94	Aparicio .18
68	B. Robinson .253	B. Robinson .17	Powell .85	Buford .27
69	F. Robinson .308	Powell .37	Powell .121	Blair .20
70	F. Robinson .306	Powell .35	Powell .114	Blair .24
71	Rettenmund .318	F. Robinson .28	F. Robinson .99	Buford .15 Rettenmund .15
72	Grich .278	Powell .21	Powell .81	Baylor .34
73	Davis .306	Williams .22	Davis .89	Baylor .32
74	Davis .289	Grich .19	Davis .84	Baylor .29
75	Singleton .300	Baylor .25	L. May .99	Baylor .32
76	Singleton .278	R. Jackson .27	L. May ★ 109	Bumby .42
77	Singleton .328	L. May .27	L. May .99	Kelly .25
		Murray .27	Singleton .99	
78	Singleton .293	DeCinces .28	Murray .95	Harlow .14
79	Murray .295.4	Singleton .35	Singleton .111	Bumby .37
	Singleton .294.7			
80	Bumby .318	Murray .32	Murray .116	Bumby .44
81	Murray .294	Murray* .22	Murray* .78	Bumby .22
82	Murray .316	Murray .32	Murray .110	Bumby .10
83	Ripken .318	Murray .33	Murray .111	Shelby .15
84	Murray .306	Murray .29	Murray .110	Shelby .12

To be listed as average leader, player must have qualifying plate appearances.

Yr.	Won	Lost	Innings Pitched	ERA
54	Coleman .13	Larsen ★ .21	Coleman .221	Pilette .3.12
55	Wilson .12	Wilson ★ .18	Wilson .235	Wilson .3.45
56	Moore .12	Wight .12	Moore .185	C. Johnson .3.42
57	Johnson .14	Moore .13	Johnson .242	Johnson .3.20
58	Portocarrero .15	Harshman .15	Harshman .236	Harshman .2.90
59	Pappas .15	O'Dell .12	Wilhelm .226	Wilhelm ★ .2.19
	Wilhelm .15			
60	Estrada* .18	Estrada .11	Estrada .209	Brown .3.06
		Fisher .11		
		Pappas .11		
61	Barber .18	Fisher .13	Barber .248	Pappas .3.03
62	Pappas .12	Estrada* .17	Estrada .223	Roberts .2.78
63	Barber .20	Barber .13	Barber .259	Barber .2.75
		Roberts .13		
64	Bunker .19	Barber .13	Pappas .252	Bunker .2.69
65	Barber .15	Barber .10	Barber .221	Pappas .2.61
		Pappas .221		
66	Palmer .15	Palmer .10	McNally .213	McNally .3.17
67	Phoebus .14	S. Miller .10	Phoebus .208	Phoebus .3.33
		Richert .10		
68	McNally .22	Phoebus .15	McNally .273	McNally .1.95
69	Cuellar .23	Cuellar .11	Cuellar .291	Palmer .2.34
70	Cuellar* .24	Palmer .10	Palmer* .305	Palmer .2.71
	McNally .24			
71	McNally .21	Cuellar .9	Cuellar .292	Palmer .2.68
		Palmer .9		
72	Palmer .21	Dobson* .18	Palmer .274	Palmer .2.07
73	Palmer .22	McNally .17	Palmer .296	Palmer ★ .2.40
74	Cuellar .22	Grimsley .13	Grimsley .296	Grimsley .3.07
75	Palmer* .23	Grimsley .13	Palmer .323	Palmer ★ .2.09
76	Palmer ★ .22	Cuellar .13	Palmer ★ .315	Palmer .2.51
		Palmer .13		
77	Palmer* .20	R. May .14	Palmer ★ .319	Palmer .2.91
78	Palmer .21	Flanagan .15	Palmer ★ .296	Palmer .2.46
79	Flanagan ★ .23	D. Martinez .16	D. Martinez ★ 292	Flanagan .3.08
80	Stone ★ .25	Flanagan .13	McGregor .252	Stone .3.23
81	D. Martinez* .14	Palmer .8	D. Martinez .179	Stewart .2.33
	Stewart .8			
82	D. Martinez .16	D. Martinez .12	D. Martinez .252	Palmer .3.13
		McGregor .12		
83	McGregor .18	D. Martinez .16	McGregor .260	Boddicker .2.77
84	Boddicker .20	Flanagan .13	Boddicker .261	Boddicker .2.79

★ Led league      \*Tied for league lead

## ORIOLES CAREER BATTING LEADERS

GAMES	AT BATS	RUNS
B. Robinson .2,896	B. Robinson .10,654	B. Robinson .1,232
Belanger .1,962	Powell .5,912	Powell .796
Powell .1,763	Belanger .5,734	Bumby .772
Blair .1,700	Blair .5,606	Blair .737
Singleton .1,446	Singleton .5,115	Murray .712
Bumby .1,428	Bumby .4,958	Singleton .684
Murray .1,206	Murray .4,546	Belanger .670
Dauer .1,055	Dauer .3,621	F. Robinson .555
D. Johnson .995	D. Johnson .3,489	Grich .432
Dempsey .983	Triandos .3,186	Dauer .423

HITS	DOUBLES	TRIPLES
B. Robinson .2,848	B. Robinson .482	B. Robinson .68
Powell .1,574	Blair .269	Bumby .52
Singleton .1,455	Powell .243	Blair .51
Blair .1,426	Singleton .235	Aparicio .51
Bumby .1,403	Murray .234	Belanger .33
Murray .1,355	Bumby .217	Grich .27
Belanger .1,304	Dauer .186	Brandt .22
Dauer .942	D. Johnson .186	Boyd .20
D. Johnson .904	Belanger .174	Snyder .20
F. Robinson .882	DeCinces .161	Singleton .19

HOME RUNS	TOTAL BASES	RUNS BATTED IN
Powell .303	B. Robinson .4,270	B. Robinson .1,357
B. Robinson .268	Powell .2,748	Powell .1,063
Murray .227	Murray .2,306	Murray .807
Singleton .182	Singleton .2,274	Singleton .767
F. Robinson .179	Blair .2,175	Blair .567
Triandos .142	Bumby .2,185	F. Robinson .545
Blair .126	Belanger .1,604	Triandos .517
Gentile .124	F. Robinson .1,598	L. May .487
L. May .123	Triandos .1,351	Gentile .398
DeCinces .107	D. Johnson .1,320	DeCinces .397

EXTRA BASE HITS	BATTING AVERAGE (1,200 or more at bats)	STOLEN BASES
B. Robinson .818	Nieman .303	Bumby .252
Powell .557	Boyd .301	Blair .167
Murray .479	F. Robinson .300	Aparicio .166
Blair .446	Murray .298	Belanger .166
Singleton .436	Ripken .293	Baylor .118
F. Robinson .340	T. Davis .291	Buford .85
Bumby .322	Rettenmund .284	Grich .77
DeCinces .282	Singleton .284	Kelly .55
D. Johnson .268	Bumby .283	Rettenmund .52
Triandos .267	Woodling .27954	Murray .47
	Snyder .27954	

**WALKS** Powell 889; Singleton 885; B. Robinson 860; Belanger 571; Murray, 546; Bumby, 464; F. Robinson 460; Grich 457; Blair 420; Buford 420

**GWRBI** B. Robinson 184; Powell 140; Murray 131; Singleton 95; F. Robinson 83; L. May 77; Blair 67; Gentile 58; D. Johnson 57; Belanger 54.

## ORIOLES CAREER PITCHING LEADERS

ERA (500 or more innings)	STRIKEOUTS	GAMES
S. Miller .2.37	Palmer .2,212	Palmer .558
Wilhelm .2.42	McNally .1,476	T. Martinez .436
Watt .2.73	Flanagan .1,037	McNally .412
Dobson .2.78	Cuellar .1,011	Watt .363
Palmer .2.86	Pappas .944	Hall .342
O'Dell .2.87	Barber .918	S. Miller .297
Hall .2.89	D. Martinez .788	Cuellar .290
Hardin .2.95	McGregor .674	Flanagan .284
Phoebus .3.06	Phoebus .578	D. Martinez .282
Roberts .3.09	T. Martinez .526	Pappas .264

WINS	INNINGS	SHUTOUTS
Palmer .268	Palmer .3,947.2	Palmer .53
McNally .181	McNally .2,653	McNally .33
Cuellar .143	Cuellar .2,028	Cuellar .30
Flanagan .125	Pappas .1,632	Pappas .26
McGregor .111	Flanagan .1,831.2	McGregor .19
Pappas .110	McGregor .1,631.1	Barber .19
D. Martinez .95	D. Martinez .1,588.2	Flanagan .17
Barber .95	Barber .1,415	Phoebus .11
Hall .65	H. Brown .1,032	Boddicker .9
H. Brown .62	Grimsley .908	D. Martinez .9
		H. Brown .9

LOSSES	SAVES (75 rule applied)	WON-LOST PCT. (50 or more decisions)
Palmer .152	T. Martinez .100	Stone .656 (40-21)
McNally .113	S. Miller .88	Boddicker .649 (37-20)
Cuellar .88	Watt .72	Palmer .638 (268-152)
Flanagan .87	Stoddard .57	Davis .636 (35-20)
D. Martinez .82	Hall .51	Bunker .620 (44-27)
Barber .75	Stanhouse .45	Cuellar .619 (143-88)
Pappas .74	Wilhelm .40	Hall .619 (65-40)
McGregor .69	G. Jackson .39	McGregor .617 (111-69)
H. Brown .48	Stewart .33	McNally .616 (181-113)
Grimsley .45	Richert .29	Pappas .598 (110-74)

**COMPLETE GAMES** Palmer 211; Cuellar 133; McNally 120; Flanagan 91; Pappas 81; McGregor 70; D. Martinez 66; Barber 53; Grimsley 38; Dobson 31

## ORIOLES' TOP PERFORMANCES BY MONTH

HOME RUNS		RUNS BATTED IN	
15	Jim Gentile Aug. '61	31	Doug DeCinces July '78
13	Frank Robinson July '66		Boog Powell July '69
12	Frank Robinson Aug. '66	30	Jim Gentile Aug. '61
11	Eddie Murray June '78		Eddie Murray Sep. '80
	Boog Powell Aug. '66	29	Frank Robinson July '66
	Boog Powell July '69		Boog Powell July '70

## ORIOLES A.L. PLAYER OF THE MONTH AWARDS

Year	Player	Month	Year	Player	Month
1975	Jim Palmer, p	Aug.	1981	Ken Singleton, of	Apr.
1976	Reggie Jackson, of	July		Eddie Murray, 1b	Sep.
1978	Doug DeCinces, 3b	July		(tied with Willie Wilson, K.C.)	
1980	Steve Stone, p	June		Dennis Martinez, p	Sep.
	Tim Stoddard, p	Sep.		(tied with Larry Gura, K.C.)	
	Eddie Murray, 1b	Sep.	1982	Eddie Murray, 1b	Apr.
	(tied with Jim Rice, Bos.)			Tippy Martinez, p	July
				Jim Palmer, p	Aug.
			1983	Scott McGregor, p	July
				Cal Ripken, ss	Sep.
			1984	Eddie Murray, 1b	May
				Mike Boddicker, p	May

NOTE: In 1979 the American League started a Pitcher of the Month Award, in addition to the Player of the Month.

### .300 HITTERS

In 31 seasons the Orioles have had 22 qualifying .300 hitters (477 plate appearances from '54 thru '60 and 502 plate appearances since '61) and only five times (three in '80 and two in '69, '77, '83 & '84) have they had more than one in the same season ... The complete list. 1956-Bob Nieman, .322 ... 1957-Bob Boyd, .318 ... 1959-Gene Woodling, .300 ... 1961-Jim Gentile, .302 ... 1962-Brooks Robinson, .303 ... 1964-Brooks Robinson, .317 ... 1966-Frank Robinson, .316\* ... 1967-Frank Robinson, .311 ... 1969-Frank Robinson, .308 and Boog Powell, .304 ... 1970-Frank Robinson, .306 ... 1971-Merv Rettenmund, .318 ... 1973-Tommy Davis, .306 ... 1975-Ken Singleton, .300 ... 1977-Ken Singleton, .328 (club record) and Al Bumbry, .317 ... 1980-Al Bumbry, .318, Ken Singleton, .304, and Eddie Murray, .306 ... 1982-Eddie Murray, .316 ... 1983-Cal Ripken, .318 and Eddie Murray, .306 ... 1984-Eddie Murray, .306 and Cal Ripken, .304.

\*Led league

### 30 HOME RUN CLUB

Six different Orioles have hit 30 or more homers in a season 14 different times. Boog Powell accomplished the feat four times. Frank Robinson and Eddie Murray three times each, Jim Gentile twice and Gus Triandos and Ken Singleton once each. Triandos was the first Oriole to achieve that mark when he hit 30 homers in '58, earning him a share of the A.L. record for a catcher that stood until '82, when Detroit's Lance Parrish hit 32 to set a new standard.

By Year: 1958-Triandos (30) ... 1961-Gentile (46) ... 1962-Gentile (33) ... 1964-Powell (39) ... 1966-F. Robinson (49) and Powell (34) ... 1967-F. Robinson (30) ... 1969-Powell (37) and F. Robinson (32) ... 1970-Powell (35) ... 1979-Singleton (35) ... 1980-Murray (32) ... 1982-Murray (32) ... 1983-Murray (33).  
Frank Robinson is the only Oriole to have led the league outright in homers (49 in '66). Murray tied three others for A.L. top honors with 22 during the abbreviated '81 season.

### 100 RBI MEN

During the O's first seven years ('54 thru '60), nobody drove in 100 runs ... Then, in '61, Jim Gentile broke the barrier with gusto while accumulating 141 rbi, still a club record.

Since then, seven different players have driven in 100 runs 15 times: Eddie Murray (4 times); Boog Powell (3 times); Brooks and Frank Robinson, and Ken Singleton (twice each); Lee May and Cal Ripken (once each).

By Year: 1961-Gentile (141) ... 1964-Brooks (118)\* ... 1966-Frank (122)\*, Powell (109) and Brooks (100) ... 1969-Powell (121) and Frank (100) ... 1970-Powell (114) ... 1976-May (109)\* ... 1979-Singleton (111) ... 1980-Murray (116) and Singleton (104) ... 1982-Murray (110) ... 1983-Murray (111) and Ripken (102) ... 1984-Murray (110).

Note: Murray became the fourth Oriole to lead the American League in runs batted in with 78 in '81.  
\*Led league

### ORIOLE HOME RUN AND RBI RECORDS BY POSITION

Pos.	Player	HR	Year	Pos.	Player	RBI	Year
1B	Jim Gentile	45*(46)	1961	1B	Jim Gentile	139*(144)	1961
2B	Bobby Grich	19	1974	2B	Bobby Grich	82	1974
3B	Brooks Robinson	28	1964	3B	Brooks Robinson	118	1964
SS	Cal Ripken	27	1983	SS	Cal Ripken	102	1983
LF	Boog Powell	39	1964	LF	Boog Powell	94*(99)	1964
CF	Paul Blair	26	1969	CF	Paul Blair	76	1969
RF	Frank Robinson	47*(49)	1966	RF	Frank Robinson	117*(122)	1966
C	Gus Triandos	30	1958	C	Gus Triandos	78*(79)	1958
DH	Lee May	25	1978	DH	Tommy Davis	83*(89)	1973
						83*(84)	1974
				DH	Ken Singleton	83*(84)	1983

\*HR & RBI at that position only. Total HR & RBI for season are in parentheses.

## BALTIMORE ORIOLES RECORDS

1954 thru 1984—BATTING

### Individual—By Game

Most Hits	5	Luis Aparicio (3 times—all in '66)	Bob Boyd, Tom Davis, Brooks Robinson, Don Baylor, Al Bumbry, and Cal Ripken (Aug. 22, '82 and Sep. 3, '83)—(twice each); Gene Woodling, Clint Courtney, Billy Goodman, Jerry Adair, Russ Snyder, Mark Belanger, Rich Coggins; Rich Dauer (Jun. 2, '80); and Eddie Murray (Apr. 17, '82) (once each).
Most Runs	4	Merv Rettenmund (3 times); Don Buford, Bob Boyd Norm Siebern, Al Bumbry and Eddie Murray (Sep. 18, '78 and Apr. 10, '83)—(twice each); Bob Johnson, Luis Aparicio, Frank Robinson, Mark Belanger; Brooks Robinson, Don Baylor; Ken Singleton; John Lowenstein (May 25, '82); and John Shelby (Aug. 26, '84)—(once each).	
Most Runs Batted In	9	Jim Gentile—May 9, '61 vs. Minnesota (A)	
Most Doubles	4	Charlie Lau—Jul. 13, '62 vs. Cleveland (H) and Dave Duncan—Jun. 30, '75 vs. Boston (A)	
Most Triples	3	Al Bumbry—Sep. 22, '73 vs. Milwaukee (A)	
Most Home Runs		See Home Run Section	
Most Total Bases	13	Boog Powell—Aug. 15, '66 vs. Boston (A); Eddie Murray—Sep. 14, '80 vs. Toronto (A); Cal Ripken—Sep. 3, '83 vs. Minnesota (A)	
Most Stolen Bases	3	Luis Aparicio—5 times; Don Baylor—3 times; Don Buford, Paul Blair, Larry Harlow and Al Bumbry—once each	
Most Bases on Balls	5	Bob Grich—Aug. 9, '75 vs. Chicago (A)	
Most Strikeouts	5	Don Buford—Aug. 26, '71 vs. Chicago (A) (9 innings, consecutive)	
Most Consecutive Hits Two or More Games	10	Ken Singleton—Apr. 26 thru 28, '81	
Most Consecutive Times Reached Base Safely	13	Jim Dwyer—Sep. 29 thru Oct. 2, '82 (8 hits & 5 walks)	

### Individual—By Season

	Record	Player	Year
Most Games	163	Brooks Robinson	1961 & 1964
Most At Bats	668	Brooks Robinson	1961
Most Runs	122	Frank Robinson	1966
Most Hits	211	Cal Ripken	1983
Most Singles	158	Al Bumbry	1980
Most Total Bases	367	Frank Robinson	1966
Most Doubles	47	Cal Ripken	1983
Most Triples	12	Paul Blair	1967
Most Home Runs	49	Frank Robinson	1966
Most Extra Base Hits	85	Frank Robinson	1966
Most Runs Batted In	141	Jim Gentile	1961
Most Game-Winning RBI	20	Eddie Murray	1982
Most Cons. Ga. Hit Safely	22	Doug DeCinces	1978-79†
	22	Eddie Murray	1984
Most Sacrifice Hits	23	Mark Belanger	1975
Most Sacrifice Flies	10	Brooks Robinson	'62, '64, '69
		Jim Gentile	1962
Most Stolen Bases	57	Luis Aparicio	1964
Most Bases on Balls	118	Ken Singleton	1975
Most Int. Bases on Balls	25	Eddie Murray	1984
Most Strikeouts	125	Boog Powell	1966
	7	Clint Courtney (437 app.)	1954
Fewest Strikeouts	19	Rich Dauer (618 app.)	1980
Highest Batting Average	.328	Ken Singleton	1977
Highest Slugging Average	.646	Jim Gentile	1961
Highest On-Base Percentage	.438	Ken Singleton	1977
Most Hit by Pitch	20	Bob Grich	1974
Most Pinch-Hits	24*	Dave Philley	1961
Most Consecutive Pinch-Hits	6	Bob Johnson	1964
Most Pinch-Hit RBI	18	Dave Philley	1961
Most Grounded Into Double Plays	29	Brooks Robinson	1960

### Club Batting

Most Runs, Inning	10	Jul. 8, '69—vs. N.Y. (H) and Apr. 29, '79 vs. Oak. (A)
Most Runs, Game	19	Aug. 28, '57 vs. Cle. (A)
Most Runs, Game, at M.S.	18	Sep. 28, '73 vs. Cle.
Most Runs, Game, Both Clubs	34	Jun. 26, '78, Bal. (10) vs. Tor. (24) (A)
	26	Aug. 14, '57, Bal. (6) vs. N.Y. (20) (H)
Most Runs, Yielded, Inning	12	Aug. 10, '65 to Bos. (A)
Most Runs Yielded, Game	24	Jun. 26, '78 to Tor. (A)
	20	Aug. 14, '57 to N.Y. (H)
Largest Winning Margin	17	Jul. 27, '69 vs. Chi. (17-0) (H)
Largest Losing Margin	16	Apr. 30, '60 to N.Y. (0-16) (H)
Most Hits, Inning	9	Jul. 8, '69—vs. N.Y. (H) and Aug. 28, '80 vs. Cal. (H)
Most Hits, Game	26	Aug. 28, '80 vs. Cal. (H) (9 inn.)
Most Hits, Game, Both Clubs	40	Aug. 28, '80, Bal. (26) vs. Cal. (14), (H) (9 inn.)
	41	May 14, '83, Bal. (19) vs. Tex. (22) (A) (11 inn.)
Most Hits Yielded, Game	26	Apr. 23, '81 to Chi. (A)
	24	Jun. 26, '78 to Tor. (A)
Most Doubles, Game	8	Aug. 26, '54 vs. Bos. (H), Sep. 7, '65 vs. N.Y. (A), Jun. 30, '66 vs. K.C. (A), and Aug. 28, '80 vs. Cal. (H)
Most Triples, Game	3	Four times, most recently Sep. 22, '73 vs. Mil. (A), all by Al Bumbry

\*American League record.

\*\*Ties American League record.

†DeCinces' 22 game streak: 9/8/78 thru 4/6/79.

Club Batting (Cont.)

Most Home Runs, Game	See Home Run Section
Most Total Bases, Game	39 Jul. 27, '69 vs. Chi. (H) and Sep. 3, '83 vs. Min. (A)
Most Stolen Bases, Game	5 Six times (all on road) . . . Most recently on 9/27/80 at Cle. (Bumbry-3, DeCinces, Garcia)
Most Left on Base, Game	21 Aug. 25, '68 vs. Bos. (H)
Highest Average, Season	273 . . . 1980
Lowest Average, Season	225 . . . 1968
Most Runs, Season	805 . . . 1980
Most Hits, Season	1523 . . . 1980
Most Total Bases, Season	2333 . . . 1983
Most Doubles, Season	283 . . . 1983
Most Triples, Season	49 . . . 1954
Most Extra Base Hits, Season	478 . . . 1983
Highest Slugging Percentage, Season	421 . . . 1983
Most Sacrifice Hits, Season	110 . . . 1957
Most Sacrifice Flies, Season	59 . . . 1969
Most Stolen Bases, Season	150 . . . 1976
Most Bases on Balls, Season	717 . . . 1970
Most Strikeouts, Season	1019 . . . 1964
Most Hit by Pitch, Season	58 . . . 1974

HOME RUN RECORDS

Individual	
Most Consecutive	4† . . . Don Baylor, Jul. 1, '75 vs. Bos. (A) (1) and Jul. 2, '75 vs. Det. (A) (3)
Most, Game	3 . . . Boog Powell, Aug. 10, '63 and Jun. 27, '64, both vs. Was. (A) and Aug. 15, '66 vs. Bos. (A); Eddie Murray, Aug. 29, '79 vs. Min. (A) and Sep. 14, '80 vs. Tor. (A); Curt Blefary, Jun. 16, '67 vs. Cal. (A); Paul Blair, Apr. 29, '70 vs. Chi. (A); Bob Grich, Jun. 18, '74 vs. Min. (H); Don Baylor, Jul. 2, '75 vs. Det. (A); Dan Ford, Jul. 20, '83 vs. Sea. (A)
Most, Game at M.S.	3 . . . Bob Grich, Jun. 18, '74 vs. Min.
Most, Game by Opp. at M.S.	4 . . . Rocky Colavito, Cle., Jun. 10, '59
Most, Game by Opp. on Road	3 . . . Preston Ward, K.C. Sep. 9, '58
Most, Season	49 . . . Frank Robinson, 1966
Most, Season by Rookie	28 . . . Cal Ripken, 1982
Most, Season by Pitcher	6 . . . Jack Harshman, 1958
Most Grand Slams, Season	11 . . . Jim Gentile, 1961
Most vs. One Opponent, Season	5† . . . Frank Robinson (vs. Det.), 1966
Most Consec. Gs. Hit Home Run	6 . . . Reggie Jackson, Jul. 18 thru 23, '76
Most, Season at M.S.	27 . . . Frank Robinson, 1966
Most, Lifetime as Oriole	303 . . . Boog Powell
Most, Lifetime at M.S.	138 . . . Brooks Robinson
Most, Season by Opp.	9 . . . Frank Howard, Was., 1968
Most, Season by Opp. at M.S.	5 . . . Rocky Colavito, Det., 1962
Most, Lifetime by Opp.	70 . . . Harmon Killebrew, Min.
Most, Lifetime by Opp. at M.S.	30 . . . Harmon Killebrew, Min.
Most, Pinch-Hit, Season	3 . . . Whitey Herzog, 1962; Sam Bowens, 1967; Pat Kelly, 1979
Club	
Most, Game	7 . . . May 17, '67 vs. Bos. (A)
Most, Game by Opp.	6 . . . Aug. 4, '56 by Chi. (A), Jun. 10, '59 by Cle. (H), Apr. 14, '79 by Mil. (A)
Most, Inning	4 . . . May 17, '67 vs. Bos. (A) (Etchebarren, Bowens, Powell, D. Johnson)
Most, Succession	3 (4 times) . . . Apr. 30, '81 vs. Det. (A) (Gentile, Triandos, Hansen); Sep. 10, '65 vs. K.C. (H) (B. Robinson, Belfary, Adair); Sep. 4, '69 vs. Det. (A) (F. Robinson, Powell, B. Robinson); May 8, '79 vs. Oak. (H) (Murray, May, Roenicke)
Most, Game at M.S. Both Clubs	7 . . . Jul. 26, '66 (Cle.-5, Bal.-2), Aug. 13, '77 (Bal.-4, Min.-3), Aug. 3, '82 (Bos.-4, Bal.-3), May 25, '83 (Min.-5, Bal.-2)
Most, Game by Pinch-Hitters, Both Clubs	2 . . . Sep. 15, '81 (Cle.-1, Bal.-1)
Most, Season	181 . . . 1979
Most, Season by Both Clubs at M.S.	174 . . . 1982
Most vs. One Club, Season	32 (vs. Det., 18 games) . . . 1966
Most, Pinch-Hit, Season	11 . . . 1982
Most Pinch Grand Slams, Season	3 . . . 1982
†Ties Major League record.      **American League record.	
*Included one in ALCS and one in WS.      ***Ties American League record.	

**LONG HOME RUNS/MEMORIAL STADIUM:** The longest "measured" home run ever hit in Memorial Stadium was a 471' drive by Harmon Killebrew on May 24, 1964 off Milt Pappas over the hedge in left-center field . . . This exceeded by two feet the only other blast that has ever cleared the hedge . . . That was one by Boog Powell 469' to the same area off Boston's Don Schwall on June 22, 1962. Aside from these there have been three balls hit into the hedge (approximately 450'), by Mickey Mantle in 1954, by Powell in 1965 and by Frank Robinson in 1967.

Frank Robinson is the only player to have hit a ball completely out of Memorial Stadium. In the second game of a doubleheader with Cleveland on May 8, 1966, Frank hit a Luis Tiant offering over the left field stands and into the parking lot beyond, a drive that measured 451' on the fly and rolled to a stop 541' away from home plate.

BALTIMORE ORIOLES RECORDS

1954 thru 1984  
GRAND SLAM HOME RUNS

Lifetime Grand Slams by Current Orioles  
(Site of Slam in Parentheses)

Total	At Bal.	Player
9	6	Eddie Murray (1) Apr. 28, '78 vs. Chi. (Chi.)—Lerrin LaGrow (2) Jul. 31, '79 vs. Mil. (Mil.)—Reggie Cleveland (3) Aug. 16, '81 vs. Chi. (Bal.)—Ross Baumgarten (4) Sep. 7, '81 vs. Cle. (Bal.)—Wayne Garland (5) Apr. 5, '82 vs. K.C. (Bal.)—Dennis Leonard (6) Aug. 26, '82 vs. Tor. (Bal.)—John Schrom (7) Sep. 18, '83 vs. Mil. (Bal.)—Pete Ladd (8) Jun. 19, '84 vs. Bos. (Bos.)—Bob Stanley (9) Jul. 7, '84 vs. K.C. (Bal.)—Larry Gura
4	1	John Lowenstein (1) Jun. 24, '74 vs. N.Y. (N.Y.)—Mike Wallace (2) Jul. 24, '79 vs. Sea. (Bal.)—Odell Jones (3) Sep. 10, '83 vs. N.Y. (N.Y.)—Rich Gossage (pinch-hit) (4) Sep. 21, '83 vs. Det. (Det.)—Aurelio Lopez
4	0	Gary Roenicke (1) Sep. 18, '78 vs. Cle. (Cle.)—David Clyde (2) May 10, '78 vs. Oak. (Oak.)—Steve McCatty (3) Sep. 13, '83 vs. Bos. (Bos.)—John Henry Johnson (4) Jun. 17, '84 vs. N.Y. (N.Y.)—Dennis Rasmussen
3	0	Wayne Gross (1) Sep. 14, '79 vs. Chi. (Chi.)—Ed Farmer (pinch-hit) (2) May 27, '84 vs. Cal. (Cal.)—Mike Witt (3) Sep. 17, '84 vs. N.Y. (N.Y.)—Phil Niekro
2	1	Dan Ford (1) Jun. 8, '79 vs. Det. (Cal.)—John Hiller (2) Jun. 14, '82 vs. Mil. (Bal.)—Moose Haas (pinch-hit)
3	0	Fred Lynn (1) July 15, '82 vs. Cle. (Cle.)—Rick Watts (2) Apr. 27, '83 vs. Det. (Cal.)—Milt Wilcox (3) All Star Game . . . July 6, '83 vs. N.L. (Chi. WS)—Attlee Hammaker (SF)
2	2	Joe Nolan (1) Aug. 24, '82 vs. Tor. (Bal.)—Joey McLaughlin (2) Aug. 8, '83 vs. Cle. (Bal.)—Rick Sutcliffe
2	2	Cal Ripken (1) Sep. 14, '82 vs. N.Y. (Bal.)—Mike Morgan (2) Jul. 13, '83 vs. Oak. (Bal.)—Tim Conroy
1	0	Rick Dempsey Sep. 9, '79 vs. Bos. (Bos.)—Joel Finch
1	1	Lenn Sakata Sep. 6, '81 vs. Oak. (Bal.)—Dave Beard
1	0	John Shelby Aug. 29, '83 vs. K.C. (K.C.)—Keith Creel
1	0	Mike Young Sep. 3, '84 vs. Det. (Det.)—Aurelio Lopez

GRAND SLAMS BY ORIOLES  
1954 thru 1984

Total	At Bal.	Player	Total	At Bal.	Player
9	6	Eddie Murray	2	1	Gene Woodling
7	4	Boog Powell	1	0	Luis Aparicio
6	2	Jim Gentile	1	1	Benny Ayala
6	4	Brooks Robinson	1	1	Frank Baker
5	3	Doug DeCinces	1	0	Jim Busby
5	5	Lee May	1	0	Mike Cuellar
5	2	Ken Singleton	1	0	Rick Dempsey
5	1	Gus Triandos	1	1	Jim Dyck
4	3	Terry Crowley	1	1	Dan Ford
4	3	Pat Kelly	1	1	Tito Francona
4	0	Gary Roenicke	1	0	Dan Graham
3	2	Paul Blair	1	1	Dave Johnson
3	2	Curt Blefary	1	1	Bob Kennedy
3	1	Reggie Jackson	1	0	Billy Klaus
3	1	John Lowenstein	1	1	Curt Motton
2	1	Don Buford	1	0	Albie Pearson
2	1	Tommy Davis	1	1	Dave Philley
2	1	Bobby Grich	1	1	Merv Rettenmund
2	0	Wayne Gross	1	1	Lenn Sakata
2	1	Elrod Hendricks	1	0	John Shelby
2	2	Dave McNally	1	1	Dick Williams
2	2	Joe Nolan	1	0	Earl Williams
2	2	Cal Ripken	1	0	Mike Young
2	0	Frank Robinson			
2	0	Billy Smith			
			116	62	Orioles Totals

GRAND SLAM NOTES

1984: The Orioles' eight grand slams led the majors for the fourth straight year ('81-5, '82-8, '83-8 tied with Angels, '84-8). The total tied the club record achieved four times previously ('70, '79, '82, '83).

The Orioles hit their first four slams in a 6-week stretch from May 27 thru July 7, then hit their final four in September. They hit six of eight on



**GRAND SLAM NOTES (Cont.)**

the road, and in the last two years have hit 11 of 16 away after hitting 12 of their previous 13 ('81-'82) at Memorial Stadium.

**Eddie Murray, Ken Singleton, and Wayne Gross** had two each, while **Gary Roenicke** and **Mike Young** had one apiece. **Murray's** pair gave him the club career record (9), breaking his tie with **Boog Powell** (7). He set another club record by hitting his sixth at Memorial Stadium, moving ahead of **Lee May** who had five.

**Ken Singleton** had the lone pinch grand slam for the O's September 1 at Seattle. Baltimore has had one pinch slam each of the last two years after setting an American League record and tying a major league mark with three in 1982.

**Gary Roenicke's** slam June 17 at New York not only broke a 2-2 tie in the 8th inning giving the O's a 6-2 win, but won a million dollars for a College Park (MD) housewife whose name was randomly drawn in WMAR-TV's "Homerun Sweepstakes Inning," sponsored by Equitable Trust Bank on Orioles televised games.

The Orioles yielded three grand slams, to **Jim Presley** August 31 at Seattle off **Mike Flanagan**, the first he had ever allowed, to **Robin Yount** September 15 at Milwaukee off **Sammy Stewart**, and to **Mike Pagliarulo** September 17 at New York off **Dennis Martinez**.

**Previous Years:** The Orioles first hit 8 grand slams in a season in 1970, including one in the ALCS and one in the WS. They have now hit 8 each of the last 3 years.

The individual club mark for slams in a season is five, set by **Jim Gentile** in '61. That is an American League record and matches the major league standard set in '55 by **Ernie Banks** of the Chicago Cubs.

**Gentile** is one of seven to have hit two in one game and was the first of three to do so in consecutive plate appearances. That event took place on May 9, '61 at Minnesota (off **Pete Ramos** and **Paul Giel**).

Subsequently, the Tigers' **Jim Northrup** hit back-to-back slams in '68, then two years later, the Orioles' **Frank Robinson** hit consecutive slams at Washington (RFK Stadium) in the 5th and 6th innings on June 26, '70.

**Brooks Robinson** blasted bases loaded homers in consecutive games in '62: on May 6 at Dodger Stadium vs. California (**Ken McBride**) and May 9 at Baltimore vs. K.C. A's (**Ed Rakow**).

**Dave McNally**, who hit one in the third game of the '70 WS off Cincinnati's **Wayne Granger**, remains the only pitcher ever to hit a world series slam. **Mike Cuellar** was the first player to hit a grand slam in ALCS competition, connecting off Minnesota's **Jim Perry** in game one of the '70 series at Metropolitan Stadium. That was the only slam in ALCS history until '82 when **Don Baylor** of California hit a bases loaded homer off the Brewer's **Moose Haas** in game four at Milwaukee. The Dodgers' **Ron Cey** and **Dusty Baker** are the only two to hit slams in the NLCS (both in '77).

**Opponents:** In 31 years, the Orioles have "out-slammed" their opponents 116-66 (including a 62-29 advantage at Memorial Stadium).

Seven opponents have hit two career slams against the O's (nobody has hit more), including three who have hit both at Memorial Stadium: **Roy Sievers** (Was.), **Moose Skowron** (N.Y.) and **Mike Epstein** (Was.).

**Grand Slam Gophers:** A total of ten opposing pitchers have yielded two grand slams each to the Orioles (no one has allowed more than two). . . The three still active are **Aurelio Lopez** of the Tigers (to **John Lowenstein** 9/21/83 and **Mike Young** 9/3/84, both at Detroit), **Don Aase** (to **Lee May** 5/5/79 and **Doug DeCinces** 8/27/81, both at Baltimore), and **Lamar Hoyt** of the White Sox (to **Terry Crowley** 8/5/80 and **Doug DeCinces** 8/15/81, both at Baltimore).

Among Orioles' pitchers, **Milt Pappas** was the most generous. He gave up six bases loaded homers during his tenure in Baltimore while **Dave McNally** was victimized four times. On the other hand, **Jim Palmer**, in 558 games spanning nearly 4000 innings, never allowed a grand slam. Among the current O's, **Dennis Martinez** and **Sammy Stewart**, the only hurlers who have allowed more than one, have each yielded three.

**TOP 10 MAJOR LEAGUE CAREER HOME RUN LEADERS**

1. Henry L. Aaron (RHB)	755	7. James E. Foxx (RHB)	534
2. George H. Ruth (LHB)	714	8. Theodore S. Williams (LHB)	521
3. Willie H. Mays (RHB)	660	9. Willie L. McCovey (LHB)	521
4. Frank Robinson (RHB)	586	10. Edwin L. Mathews (LHB)	512
5. Harmon K. Killebrew (RHB)	573	11. Ernest Banks (RHB)	512
6. Mickey C. Mantle (SWB)	536	12. Reginald M. Jackson (LHB)	503

**BALTIMORE ORIOLES RECORDS**

1954 thru 1984

**PITCHING**

*Individual*

<b>Most Strikeouts, Game</b> . . . . .	14*	Bob Turley, 4/21/54 vs. Cle. (H) Connie Johnson, 9/2/57 vs. N.Y. (H); Mike Boddicker, 10/6/83 vs. Chi. (ALCS) (H)
<b>Most Bases on Balls, Game</b> . . . . .	12†	Jack Fisher, 8/4/61 vs. L.A. (A) (9 inn.)
<b>Most Innings Pitched, Game</b> . . . . .	16	Jerry Walker, 9/11/59* vs. Chi. (H)
<b>Most Consecutive Shutout Innings</b> . . . . .	36	Hal Brown, 1961
<b>Most Consecutive Shutouts</b> . . . . .	3	Jack Fisher, 1960; Hal Brown, 1961; Milt Pappas, 1964; Tom Phoebus, 1967; Jim Palmer, 1978
<b>Most Consecutive Wins</b> . . . . .	17	Dave McNally, 9/22/68 to 8/3/69
<b>Most Consecutive Wins, One Season</b> . . . . .	15	Dave McNally, 1969
<b>Most Wins Over One Club, Season</b> . . . . .	6	Wally Bunker, vs. K.C. 1964
<b>Most Losses to One Club, Season</b> . . . . .	5	Don Larsen, to Chi., 1954; Joe Coleman, to N.Y., 1954; Jim Wilson, to Cle., 1955
<b>Most Wins by Opponent, Season</b> . . . . .	6	Bud Daley, K.C., 1959; 5—Pat Dobson, Cle., 1976; Joe Coleman, Det., 1973 (most since 1961 expansion)
<b>Most Losses by Opponent, Season</b> . . . . .	5	Ned Garver, K.C., 1957; Dick Stigman, Min., 1963; Stan Williams, Cle., 1969; "Catfish" Hunter, N.Y., 1976

\*Club record is 21 set by 5 pitchers (Barber, Bunker, Watt, E. Fisher, S. Miller) on 6/4/67 vs. Was. (H) (19 inns.).  
†Club record is 14 set on 4/30/68 by Howard (6), Brabender (5) and Watt (3).

*Individual Pitching—By Season*

Record	Name	Year
<b>Most Games</b> . . . . .	76	Tippy Martinez . . . . . 1982 Dave McNally . . . . . 1969-70
<b>Most Games Started</b> . . . . .	40	Mike Cuellar . . . . . 1970 Mike Flanagan . . . . . 1978
<b>Most Complete Games</b> . . . . .	25	Jim Palmer . . . . . 1975
<b>Most Games Finished</b> . . . . .	59	Stu Miller . . . . . 1963
<b>Most Wins</b> . . . . .	25	Steve Stone . . . . . 1980
<b>Most Losses</b> . . . . .	21	Don Larsen . . . . . 1954
<b>Best Won-Loss Pct.</b> . . . . .	.808 (21-5)	Dave McNally . . . . . 1971
<b>Most Bases on Balls</b> . . . . .	181	Bob Turley . . . . . 1954
<b>Most Strikeouts</b> . . . . .	202	Dave McNally . . . . . 1968
<b>Most Innings Pitched</b> . . . . .	323	Jim Palmer . . . . . 1975
<b>Most Shutouts</b> . . . . .	10	Jim Palmer . . . . . 1975
<b>Most Home Runs Allowed</b> . . . . .	35	Robin Roberts . . . . . 1963
<b>Lowest E.R.A.</b> . . . . .	1.95	Dave McNally . . . . . 1968
<b>Most Saves</b> . . . . .	26	Tim Stoddard . . . . . 1980
<b>Most Wins, Reliever</b> . . . . .	14	Stu Miller . . . . . 1965
<b>Most Relief Points</b> . . . . .	38	Stu Miller . . . . . 1965
<b>Most Inning Pitched, Relief</b> . . . . .	140.1	Sammy Stewart . . . . . 1983

*Club Pitching*

<b>Most Consecutive Shutouts</b> . . . . .	5*	9/2' thru 9/6/74 (Grimsley, Cuellar, Palmer, McNally, Cuellar)
<b>Most Consecutive Shutout Innings</b> . . . . .	54*	9/1 (from 9th inn.) to 9/7/74 (thru 8th inn.)
<b>Most Complete Games, Season</b> . . . . .	71	1971
<b>Most Consecutive Complete Games, Season</b> . . . . .	7	1968
<b>Most Shutouts, Season</b> . . . . .	21	1961
<b>Most Strikeouts, Season</b> . . . . .	1070	1966
<b>Most Bases on Balls, Season</b> . . . . .	688	1954
<b>Fewest Bases on Balls, Season</b> . . . . .	395	1972
<b>Lowest E.R.A. Season</b> . . . . .	2.53	1972
<b>Most Wins Allowed, Season</b> . . . . .	774	1982
<b>Most Home Runs Allowed, Season</b> . . . . .	147	1962

\*American League record.

★ ★ ★  
**20-Game Winners**

Year	Pitcher	Record	Year	Pitcher	Record
1963	Steve Barber	20-13	1974	Mike Cuellar	22-10
1968	Dave McNally	22-10	1975	Jim Palmer Mike Torrez	23-11 20-9
1969	Dave McNally Mike Cuellar	20-7 23-11	1976	Jim Palmer Wayne Garland	22-13 20-7
1970	Dave McNally Mike Cuellar Jim Palmer	24-9 24-8 20-10	1977	Jim Palmer	20-11
1971	Dave McNally Mike Cuellar Jim Palmer Pat Dobson	21-5 20-9 20-9 20-8	1979	Mike Flanagan	23-9
1972	Jim Palmer	21-10	1980	Steve Stone Scott McGregor	25-7 20-8
1973	Jim Palmer	22-9	1984	Mike Boddicker	20-11

Notes On 20-Game Winners

In '84 Mike Boddicker became the first Oriole to win 20 games in 4 years, since Steve Stone and Scott McGregor both reached that level in '80. However, Baltimore pitchers have still produced 23 20-game seasons in the past 17 years (starting '68), far and away the most in the majors over that period.

From '68 thru '80, a span of 13 years, at least one Oriole pitcher accumulated 20 or more victories to set a major league record. The old standard was 12 by the New York Giants from '03 to '14, a mark single handedly assured by Christy Mathewson who won 20+ in each of those years.

In 1971 four Baltimore pitchers reached the 20-win plateau. The only other foursome in the entire history of major league baseball to have achieved the feat were four hurlers from the 1920 White Sox (51 years earlier): Urban "Red" Faber-23, Claude Williams-22, Dickie Kerr-21 and Ed Cicotte-21. Despite that achievement, the White Sox finished second that year, two games behind Cleveland.

The four Orioles all won their 20th games within six days: McNally was the first on 9/21; then in a series in Cleveland, the other three joined him: Cuellar (9/24-1st game-clinched division title), Dobson (9/24-2nd game), and Palmer (9/26).

Stone was the earliest 20-game winner in club history, winning his 20th game on August 19 en route to team record 25 victories in '80. Three other Orioles' hurlers have recorded their 20th wins in August: McNally (8/25) and Cuellar (8/27) in '71 and Palmer (8/30) in '75.

The first Oriole to win 20, and the only one in the club's 1st 14 seasons in Baltimore ('54 thru '67) was lefthander Steve Barber in '63.

LOW HIT GAMES

No-Hit Games (4)

- Hoyt Wilhelm, vs. N.Y., 9/20/58 (H)
- \*Steve Barber-Stu Miller, vs. Det., 4/30/67\* (H)
- Tom Phoebus, vs. Bos., 4/27/68 (H)
- Jim Palmer, vs. Oak., 8/13/69 (H)

One-Hit Games (26)

- Joe Coleman, vs. N.Y., 9/9/54 (H)
- §C. Johnson-G. Zverink, vs. Chi., 6/21/56 (A)
- Hoyt Wilhelm, vs. N.Y., 5/22/59 (H)
- Hal Brown, vs. N.Y., 6/1/60 (H)
- Steve Barber, vs. K.C., 7/28/60 (H)
- Billy Hoft, vs. Was., 8/19/61 (A)
- Wally Bunker, vs. Was., 5/5/64 (H)
- Wally Bunker, vs. K.C., 7/3/64 (H)
- Milt Pappas, vs. Min., 9/2/64 (A)
- §Frank Bertaina, vs. K.C., 9/12/64 (H)

One-Hit Games (Cont.)

- Dave McNally, vs. Was. 10/1/64 (H)
- Steve Barber, vs. Cal., 4/16/67 (A)
- Jim Palmer, vs. N.Y., 5/12/67 (A)
- Dave Leonhard, vs. Det., 5/6/68 (H)
- Dave McNally, vs. Min., 5/15/69 (A)
- Mike Cuellar, vs. Min., 8/10/69 (H)
- Mike Cuellar, vs. K.C., 5/12/71 (H)
- Jim Palmer, vs. Cle., 7/27/73\* (H)
- Mike Cuellar, vs. Cal., 5/31/75 (A)
- Jim Palmer, vs. K.C., 6/8/75 (H)
- Mike Cuellar, vs. Mil., 7/26/75 (A)
- Jim Palmer, vs. Min., 8/10/76 (H)
- S. Stone-T. Martinez vs. Mil., 7/30/79 (A)
- Jim Palmer, vs. Min., 9/4/82 (H)
- Boddicker-Stewart-T. Martinez, vs. N.Y., 10/2/83 (H)
- Boddicker, vs. Tor., 8/13/84 (A)

\*Orioles lost, 2-1, when Tigers scored twice in top of 9th inning... First Detroit run scored on Barber's wild pitch and deciding run scored on error.  
 §Johnson and Zverink were beaten by Jack Harshman who also pitched one-hitter... Bertaina defeated Bob Meyer who also threw one-hitter... Score in both games was 1-0.

NO-HITTERS BY OPPONENTS

Two no-hitters have been pitched against the Orioles in the 31 years they have been back in the American League, both by the Angels. Bo Belinsky was the first, on May 5, '62 at Dodger Stadium, winning 2-0 over Steve Barber... In 1975 Nolan Ryan no-hit the Orioles on June 1 at Anaheim Stadium, defeating Ross Grimsley, 1-0.

LONG GAMES BY ORIOLES PITCHERS

IP	Pitcher	Opponent	Date	W/L/N/D	CG/SHO
16	Jerry Walker	Chi.	9/11/59*	W, 1-0	CG/SHO
15	Ray Moore	Det.	5/21/57	ND	
14	Ross Grimsley	N.Y.	9/1/74	ND	
13.1	Robin Roberts	K.C.	6/30/63	L, 1-3	
13	Jim Wilson	Cle.	5/31/55	L, 1-2	CG
	Billy O'Dell	Cle.	5/3/58	W, 3-2	CG

TWO WINS IN ONE DAY

Wes Stock is the only pitcher to have won both ends of a doubleheader in an Orioles uniform. He did it on May 26, '63 in Cleveland.

BALTIMORE ORIOLES RECORDS

1954 thru 1984 FIELDING

Club—By Season

Most Double Plays	189	1977	Most Passed Balls	49†	1959
Most Errors	167	1955	Highest Fielding Pct.	9849‡	1980
Fewest Errors	95*	1964	Most Consecutive Errorless Games	10	1962
Most Errorless Games	92**	1980			

Club—By Game

Most Errors	6	May 19', '74 vs. Bos. (H) and June 9, '83 vs. Mil. (H)
-------------	---	--

\*Major League record—tied with 1977 Cincinnati Reds \*\*A.L. record †Major League record ‡Modern Major League record (since 1900)

Individual A. L. and M. L. Fielding Records

SECOND BASE	Record	Player
Most Consec. Errorless Games, Season	86 (AL)	Rich Dauer (Apr. 10 thru Sep. 29, '78)
Most Consec. Errorless Games, League	89 (AL)	Jerry Adair (July 22, '64 thru May 6, '65)
Most Consec. Errorless Chances, Season	425 (AL)	Rich Dauer (Apr. 10 thru Sep. 30 (part), '78)
Most Consec. Errorless Chances, League	458 (AL)	Jerry Adair (July 22, '64 thru May 6, '65)
Highest Fielding Avg., Season (150 or more games)	.995 (ML)	Bobby Grich '73
Fewest Errors, Season	5*(ML)	Jerry Adair '64 Bobby Grich '73

THIRD BASE	Record	Player
Most Seasons	23 (ML)	B. Robinson
Highest Fielding Avg., Lifetime (1,000 or more games)	.971 (ML)	B. Robinson
Most Games, Lifetime	2,870 (ML)	B. Robinson
Most Putouts, Lifetime	2,697 (ML)	B. Robinson
Most Assists, Lifetime	6,205 (ML)	B. Robinson
Most Chances, Lifetime	8,902 (ML)	B. Robinson
Most Double Plays, Lifetime	618 (ML)	B. Robinson
Most Yrs. Leading Lge. in Fldg. Avg.	11 (AL)	B. Robinson
Most Yrs. Leading Lge. in Games	8 (ML)	B. Robinson
Most Yrs. Leading Lge. in Assists	8 (ML)	B. Robinson
Most Yrs. Leading Lge. in Chances	8†(AL-tie)	B. Robinson
Most Games, Season	163 (AL)	B. Robinson

SHORTSTOPS	Record	Player
Highest Fielding Avg., Lifetime (1,000 or more games)	.977 (AL)	Mark Belanger
Most Games, Season	162 (AL-tie)	Cal Ripken '83, '84
Most Assists, Season	583 (AL)	Cal Ripken '84

OUTFIELDERS	Record	Player
Highest Fielding Avg., Season (100 or more games)	1.000‡(ML-tie)	Russ Snyder '65 Gary Roenicke '80 John Lowenstein '82

CATCHERS	Record	Player
Most Passed Balls, Inning	3‡(AL)	Gus Triandos (5/4/60), Joe Ginsberg (5/10/60), Charlie Lau (6/14/62)

PITCHERS	Record	Player
Most Putouts, Pitcher, Lifetime	292 (AL)	Jim Palmer

\*Also held by Joe Morgan (Cin.) 1977 and Manny Trillo (Pha.) 1982. †Also held by Frank "Home Run" Baker ‡Held by many

GENERAL CLUB RECORDS

Longest Win Streak	14	Sep. 20, '70 thru Apr. 10, '71 Aug. 12, '73 thru Aug. 27, '73
Longest Win Streak (Season)	14	Aug. 12, '73 thru Aug. 27, '73
Longest Losing Streak	14	Aug. 11 thru Aug. 25, '54
Longest Game, by Innings	19	Jun 4, '67 vs. Was. (H)
Longest Game, by Time	5.27	Aug. 25, '68 vs. Bos. (H), (18 inn.) (Bal. 3, Bos. 2)
	3.56	Apr. 14, '83 vs. Chi. (A) (9 inn.) (Bal. 11, Chi. 12)
Shortest Game, by Time	1.32	Sep. 26, '62 vs. K.C. (H)
Most Players Used, Game	24	Sep. 7, '58 vs. Bos. (H) (10 inn.)
Most Players Used Both Clubs, Game	42	Jun. 23, '54 vs. Bos. (H) (17 inn.)
Most Wins Over One Club, Season	15	vs. K.C. A's ('57) and Bos. ('60) vs. Was. ('63)—(since expansion) vs. N.Y. ('66)—(since expansion)
Most Consecutive Wins Over One Club	23†	vs. K.C. (May 10, '69 thru Aug. 2, '70)
Most Losses to One Club, Season	19	to Cle. ('54, '55), to N.Y. ('55)
Most Night Games Won, Season	79†	1980
Most Games, Season	163	1961, 1964, 1982

†Major League record

## RULES OF INTEREST TRADING AND WAIVER REGULATIONS

### Within League:

- A.L. Waivers Necessary: June 16 thru last day of season  
 No Waivers Necessary: First day of off-season thru June 15 next.

### Between Leagues:

- A.L. and N.L. Waivers Necessary: June 16 thru last day of season  
 A.L. Waivers (only) Necessary: At all other times EXCEPT during inter-league trading periods.  
 No Waivers Necessary (Inter-League Trading Periods):

- (1) February 15 thru April 1
- (2) Fifth day following end of World Series thru the day PRECEDING the last SCHEDULED day of the winter meetings.

National Association Assignments: Waivers are required at all times for assignments to National Association clubs, EXCEPT for optional assignments within three years of date player first reported to the major leagues.

### SUSPENDED GAME RULE

A game terminated for any of the following reasons will be a suspended game IF it has progressed far enough to be an official game (i.e., 4½ or 5 innings):

- (1) a curfew imposed by law
- (2) a pre-arranged time limit, and
- (3) darkness where local law prohibits turning on the lights, or where lights are not available

**LIGHT FAILURE:** A game terminated by light failure or malfunction of a mechanical device under the control of the home club will be a **SUSPENDED GAME ANYTIME AFTER IT STARTS.**

**INNING IN PROGRESS** (added in 1980): If **WEATHER** forces the termination of a legal game while an **INNING IS IN PROGRESS**, it will become a **SUSPENDED** game if **EITHER** of the following two conditions exists:

- (1) The **VISITING TEAM** has scored one or more runs to **TIE** the game, and the **HOME TEAM** has not scored.
- (2) The **VISITING TEAM** has scored one or more runs to take the lead and the **HOME TEAM** has not tied the score, or taken the lead.

**NOTE:** If a legal game is **TIED** when called because of weather and **NEITHER** of the above situations prevails, it is a **TIE GAME** and must be **RE-PLAYED** in its entirety.

**PROCEDURES FOR RESUMPTION OF PLAY:** Suspended games shall be resumed at the exact point of suspension **IMMEDIATELY PRECEDING** the **NEXT SINGLE** game between the two clubs on the **SAME GROUND**. If this is not possible, other provisions for resumption are specified in A.L. Regulation 5.2 (c).

### CURFEW

A.L. RULE: No inning may start after 1:00 A.M., BUT any inning that **BEGINS PRIOR** to 1:00 A.M. may be **PLAYED TO COMPLETION**. Curfews shall be waived for the final series of the season in each of the two parks of two contesting teams.

### SAVE RULE (10-20)

Credit a pitcher with a save when he is the finishing, but not the winning pitcher, and when he qualifies under one of the following conditions:

- (1) he enters the game with a lead of no more than three runs and pitches for at least one inning, or
- (2) he enters the game with the potential tying run either on base, at bat, or on deck, or
- (3) he pitches effectively for at least three innings regardless of his club's lead.

The current rule was adopted in 1975. Saves became official for the first time in '69 . . . The original rule was amended in '73 then revised again in '75.

**Batting/ERA Title Qualifications:** 502 or more plate appearances . . . 162 or more innings . . . **Rookie Qualification:** A player shall be considered a rookie unless, during a previous season or seasons, he has: (1) exceeded 130 at bats or 50 innings pitched in the majors, or (2) accumulated more than 45 days on the active roster of a big league club(s) prior to Aug. 31.

## O'S HAVE BEST RECORD IN MAJORS

Over Last 29 Years

During the 29 years from '56 thru '84, the Orioles have won more games than any other club while compiling the best won-lost percentage. In that period they are 593 games over .500.

In their first 2 Baltimore seasons ('54 and '55), the O's were 111-197 (.360). . . They improved in '56 to 69-85 and really began to jell in '57 when they finished at .500 (76-76) for the first time. . . Listed below are the records of the 16 clubs that have played during the entire 29 year span:

1. Orioles	2584-1991 (.565)	10. White Sox	2339-2246 (.510)
2. Yankees	2564-2023 (.559)	11. Braves	2329-2254 (.508)
3. Dodgers	2538-2057 (.552)	12. Phillies	2261-2324 (.493)
4. Reds	2494-2090 (.544)	13. Twins, nee	
5. Pirates	2426-2154 (.530)	Senators	2241-2346 (.489)
6. Tigers	2407-2186 (.524)	14. Indians	2204-2371 (.482)
7. Cardinals	2378-2202 (.519)	15. A's	2140-2451 (.466)
8. Red Sox	2374-2214 (.517)	16. Cubs	2129-2451 (.465)
9. Giants	2358-2234 (.514)		

If you go back to the '54 season (a span of 31 seasons) when the franchise came to Baltimore from St. Louis, the Birds rank 3rd in overall standings (.552, 2695-2188) behind the **Yankees** (.565, 2763-2130) and **Dodgers** (.557, 2728-2174) . . . Not bad for a club that was 86 games under .500 after its 1st 2 years of operation.

During those 31 years, the O's have won 100 or more games 5 times ('69, '70, '71, '79 '80), an achievement exceeded only by the **Yankees** (6 times). Baltimore's 5 100-win campaigns over the last 16 seasons is un-surpassed.

### Since Start of Divisional Play

Divisional Play was initiated in '69 and in that period of 16 years, the O's also rank #1 in the majors (.592, 1489-1026), with the **Dodgers** 2nd (.556, 1408-1124), the **Reds** 3rd (.555, 1402-1126), the **Yankees** 4th (.551, 1391-1132) and **Red Sox** 5th (.545, 1377-1148).

### Last 10 and 5 Years

In the last decade ('75 thru '84) the O's have won 903 games, ahead of the **Yankees** (888), **Phillies** (872), **Dodgers** (865), **Red Sox** and **Royals** (860 each).

The same goes for the '80s to date (5 years), the period during which Edward Bennett Williams has owned the franchise. In that time, the O's have registered 436 wins while the **Tigers** are 2nd (423), the **Yankees** 3rd (419), **Dodgers** 4th (413) and the **Phillies** 5th (410).

The **Tigers** who paced the majors in victories in '84, also hold the edge in the last 2-3-4 years with Baltimore in 2nd place in each of those 3 periods.

### The American League's Eastern Division

The 5 major league clubs with the best won-lost percentages over the past 7 years ('78 thru '84) are all members of the American League East: 1.—**Orioles** (.585 628-445) . . . 2.—**New York Yankees** (.564, 608-470) . . . 3.—**Detroit Tigers** (.550, 594-486) . . . 4.—**Boston Red Sox** (.543, 585-494), and 5.—**Milwaukee Brewers** (.54217, 585-494) . . . The **Los Angeles Dodgers** (587-496) have won 2 more games than either the **Red Sox** or **Brewers** but have lost more as well for a percentage of .54201.

### 100 WINS

The Orioles won more than 100 games in each of three straight seasons—'69 (109), '70 (108) and '71 (101). Only two other clubs have achieved this feat in the history of major league baseball: the '29-'30-'31 Philadelphia A's (104-102-107) and the '42-'43-'44 St. Louis Cardinals (106-105-105).

**Consecutive Game Hitting Streaks:** A consecutive-game hitting streak shall not be terminated if all the player's plate appearances (one or more) result in a base on balls, hit batsman, defensive interference or a sacrifice bunt. The streak shall terminate if the player has a sacrifice fly and no hit.

The player's individual consecutive-game hitting streak shall be determined by the consecutive games in which the player appears and is not determined by his Club's games.

## ALL TIME ORIOLES ROSTER MANAGERS, COACHES AND PLAYERS

1954 thru 1984

### MANAGERS

ALTOBELLI, Joe ('83-)  
BAUER, Hank ('64-'68)  
DYKES, Jimmie ('54)  
HARRIS, Luman (Sep. '61)  
HITCHCOCK, Bill ('62-'63)  
RICHARDS, Paul ('55-'61)  
WEAVER, Earl (July, '68-'82)

### COACHES

ADAIR, Jimmy ('60-'61)  
APPLING, Luke ('63)  
BAMBERGER, George ('68-'77)  
BAUER, Hank ('63)  
BRECHEN, Harry ('54-'67)  
BUSBY, Jim ('61)  
CROWLEY, Terry ('84)  
ERMER, Cal ('62)  
FREY, Jim ('70-'79)  
HARRIS, Luman ('55-'61)  
HENDRICKS, Elrod ('78-)  
HOSCHEIT, Vern ('68)  
HUNTER, Bill ('64-'77)  
JOHNSON, Darrell ('62)  
LOLLAR, Sherman ('64-'67)  
LAU, Charlie ('69)  
MILLER, Ray ('78-)  
OLIVER, Tom ('54)  
RIPKEN, Cal ('76-)  
ROBINSON, Brooks ('77)  
ROBINSON, Eddie ('59)  
ROBINSON, Frank ('78-'80)  
ROWE, Ralph ('81-)  
SCARBOROUGH, Ray ('68)  
SKAFF, Frank ('54)  
STALLER, George ('62, '68-'75)  
VINCENT, Al ('55-'59)  
WEAVER, Earl ('68)  
WILLIAMS, Jimmy ('81-)  
WOODLING, Gene ('64-'67)

### PLAYERS

**A**  
ABRAMS, Cal ('54-'55)  
ADAIR, Jerry ('58-'66)  
ADAMS, Bobby ('56)  
ADAMSON, Mike ('67-'69)  
ALEXANDER, Bob ('55)  
ALEXANDER, Doyle ('72-'78)  
ANDERSON, John ('60)  
ANDERSON, Mike ('78)  
APARICIO, Luis ('63-'67)  
AYALA, Bobby ('59)  
AVILA, Benny ('79-'84)

**B**  
BAILOR, Bob ('75-'76)  
BAKER, Frank ('73-'74)  
BAMBERGER, George ('59)  
BARBER, Steve ('60-'67)  
BARKER, Ray ('60)  
BARNOWSKI, Ed ('65-'66)  
BAYLOR, Don ('70-'75)  
BEAMON, Charlie ('56-'58)  
BEENE, Fred ('68-'70)  
BELANGER, Mark ('65-'81)  
BERRY, Connie ('54)  
BERTAINA, Frank ('64-'67, '69)  
BESANA, Fred ('56)  
BICKFORD, Vern ('54)  
BIRRRER, Werner "Babe" ('56)  
BLAIR, Paul ('64-'76)  
BLEFARY, Curt ('65-'68)  
BLYZKA, Mike ('54)  
BODDICKER, Mike ('80-)  
BONNER, Bob ('80-)  
BOSWELL, Dave ('71)  
BOWENS, Sam ('63-'67)  
BOYD, Bob ('56-'60)  
BRABENDER, Gene ('66-'68)  
BRANDT, Jack ('60-'65)  
BREEDING, Marv ('60-'62)  
BRIDEWESER, Jim ('54-'57)  
BRILES, Nelson ('77-'78)  
BROWN, Dick ('63-'65)  
BROWN, Hal ('55-'62)  
BROWN, Larry ('73)  
BROWN, Mark ('84-)  
BROWN, George ('63)  
BUFORD, Don ('68-'72)  
BUMBRY, Al ('72-'84)  
BUNKER, Wally ('63-'68)  
BURKE, Leo ('58-'59)  
BURNSIDE, Pete ('63)  
BUSBY, Jim ('57-'58, '60-'61)

BUZHARDT, John ('67)  
BYRD, Harry ('55)

### C

CABELL, Enos ('72-'74)  
CARRASQUEL, Chico ('59)  
CARREON, Camilo ('66)  
CASTLEMAN, Foster ('58)  
CAUSEY, Wayne ('55-'57)  
CECCARELLI, Art ('57)  
CHAKALES, Bob ('54)  
CHEVEZ, Tony ('77)  
CHISM, Tom ('79)  
CHIMOLI, Gino ('64)  
COAN, Gil ('54-'55)  
COGINS, Rich ('72-'74)  
COLEMAN, Joe ('54-'55)  
COLEMAN, Walter "Rip" ('59-'60)  
CONSUEGRA, Sandy ('56-'57)  
COREY, Mark ('79-'81)  
COURTNEY, Clint ('54, '60-'61)  
COX, Billy ('55)  
CRISCIONE, Dave ('77)  
CROWLEY, Terry ('69-'73, '76, '77-'82)  
CRUZ, Todd ('83-)  
CUELLAR, Mike ('69-'76)

### D

DAGRES, Angelo ('55)  
DALRYMPLE, Clay ('69-'71)  
DAUER, Rich ('76-)  
DAVANON, Jerry ('71)  
DAVIS, Storm ('82-)  
DAVIS, Tommy ('72-'75)  
DeCINCES, Doug ('73-'81)  
DELOCK, Ike ('63)  
DEMPSEY, Rick ('76-)  
DIERING, Chuck ('54-'56)  
DILLMAN, Bill ('67)  
DIMMEL, Mike ('77-'78)  
DIXON, Ken ('84-)  
DOBSON, Pat ('71-'72)  
DORISH, Harry ('55-'56)  
DRABOWSKY, Moe ('66-'68, '70)  
DRAGO, Dick ('77)  
DROPO, Walt ('59-'61)  
DUKES, Tom ('71)  
DUNCAN, Dave ('75-'76)  
DUREN Ryne ('54)  
DURHAM, Joe ('54, '57)  
DWYER, Jim ('81-)  
DYCK, Jim ('55-'56)

### E

EPSTEIN, Mike ('66-'67)  
ESSEGIAN, Chuck ('61)  
ESTRADA, Chuck ('60-'64)  
ETCHEBARREN, Andy ('62, '65-'75)  
EVERS, Walter "Hoot" ('55-'56)

### F

FARMER, Ed ('77)  
FERNANDEZ, Chico ('68)  
FERRARESE, Don ('55-'57)  
FINIGAN, Jim ('59)  
FIORE, Mike ('68)  
FISHER, Eddie ('66-'67)  
FISHER, Jack ('59-'62)  
FISHER, Tom ('67)  
FLANAGAN, Mike ('75-)  
FLINN, John ('78-'79, '82)  
FLOYD, Bob ('68-'70)  
FOILES, Hank ('61)  
FORD, Dan ('82-)  
FORD, Dave ('78-'81)  
FORNIELES, Mike ('56-'57)  
FOX, Howie ('54)  
FRANCONA, Tito ('56-'57)  
FRAZIER, Joe ('56)  
FREED, Roger ('70)  
FRIDLEY, Jim ('54)  
FULLER, Jim ('73-'74)

### G

GAINES, Joe ('63-'64)  
GARCIA, Kiko ('76-'80)  
GARCIA, Vinicio ('54)  
GARDNER, Billy ('56-'59)  
GARLAND, Wayne ('73-'76)  
GASTALL, Tom ('55-'56)  
GENTILE, Jim ('60-'63)  
GILLIFORD, Paul ('67)  
GINSBERG, Joe ('56-'60)  
GOODMAN, Billy ('57)  
GRAHAM, Dan ('80-'81)  
GRAY, Ted ('55)  
GREEN, Gene ('60)  
GREEN, Lenny ('57-'59, '64)

## ALL TIME ORIOLES ROSTER MANAGERS, COACHES AND PLAYERS

1954 thru 1984

GRICH, Bob ('70-'76)  
GRIMSLEY, Ross ('74-'77, '82)  
GROSS, Wayne ('84-)  
GULLIVER, Glenn ('82-)

**H**  
HADDIX, Harvey ('64-'65)  
HALE, Bob ('55-'59)  
HALL, Dick ('61-'66, '69-'71)  
HAMRIC, Bert ('58)  
HANEY, Larry ('66-'68)  
HANSEN, Ron ('58-'62)  
HARDIN, Jim ('67-'71)  
HARLOW, Larry ('75, '77-'79)  
HARPER, Tommy ('76)  
HARRISON, Bob ('55-'56)  
HARRISON, Roric ('72)  
HARSHMAN, Jack ('58-'59)  
HARTZELL, Paul ('80)  
HATTON, Grady ('56)  
HAZEWOOD, Drungo ('80)  
HEARD, Jehosie ('54)  
HELD, Mel ('56)  
HELD, Woodie ('66-'67)  
HENDRICKS, Elrod ('68-'72, '73-'76, '78-'79)  
HERNANDEZ, Leo ('82-)  
HERZOG, Dorel "Whitey" ('61-'62)  
HOEFT, Billy ('59-'62)  
HOLDSWORTH, Fred ('76-'77)  
HOLTZMAN, Ken ('76)  
HOOD, Don ('73-'74)  
HOUTTEMAN, Art ('57)  
HOWARD, Bruce ('68)  
HUNTER, Bill ('54)  
HUPPERT, Dave ('83)  
HUTTO, Jim ('75)  
HYDE, Dick ('61)

### J

JACKSON, Grant ('71-'76)  
JACKSON, Lou ('64)  
JACKSON, Reggie ('76)  
JACKSON, Ron ('84-)  
JEFFERSON, Jesse ('73-'75)  
JOHNSON, Bob ('63-'67)  
JOHNSON, Connie ('56-'58)  
JOHNSON, Darrell ('62)  
JOHNSON, Dave ('65-'72)  
JOHNSON, David ('74-'75)  
JOHNSON, Don ('55)  
JOHNSON, Ernie ('59)  
JONES, Gordon ('60-'61)  
JONES, Sam ('64)

### K

KELL, George ('56-'57)  
KELLERT, Frank ('54)  
KELLY, Pat ('77-'80)  
KENNEDY, Bob ('54-'55)  
KERRIGAN, Joe ('78, '80)  
KIRKLAND, Willie ('64)  
KLAUS, Billy ('59-'60)  
KNOWLES, Darold ('65)  
KOKOS, Dick ('54)  
KOSLO, Dave ('54)  
KRENCHICKI, Wayne ('79-'81)  
KRETLOW, Lou ('54-'55)  
KRYHOSKI, Dick ('54)  
KUZAVA, Bob ('54-'55)

### L

LANDRITH, Hobie ('62-'63)  
LANDRUM, Tito ('83-)  
LARSEN, Don ('54, '65)  
LAU, Charlie ('61-'63, '64-'67)  
LEHEW, Jim ('61-'62)  
LEHMAN, Ken ('57-'58)  
LENHARDT, Don ('54)  
LEONHARD, Dave ('67-'72)  
LEPPERT, Don ('55)  
LITTLEFIELD, Dick ('54)  
LOCKE, Charlie ('55)  
LOCKMAN, Whitey ('59)  
LOES, Billy ('56-'59)  
LOPAT, Eddie ('55)  
LOPEZ, Carlos ('76)  
LOPEZ, Marcelino ('67, '69-'70)  
LOWENSTEIN, John ('79-)  
LUEBBER, Steve ('81)  
LUEBKE, Dick ('62)

### M

MABE, Bobbie ('60)  
MADDOX, Elliott ('77)  
MAJESKI, Hank ('55)  
MARQUIS, Roger ('55)  
MARSH, Fred ('55-'56)  
MARSHALL, Jim ('58)

MARTIN, Morrie ('56)  
MARTINEZ, Dennis ('76-)  
MARTINEZ, Tippy ('76-)  
MATCHICK, Tom ('72)  
MAXWELL, Charlie ('55)  
MAY, Dave ('67-'70)  
MAY, Lee ('75-'80)  
MAY, Rudy ('76-'77)  
MELE, Sam ('54)  
MIKSI, Eddie ('57-'58)  
MILLER, Bill ('55)  
MILLER, Dyar ('75-'77)  
MILLER, John ('62, '63, '65-'67)  
MILLER, Randy ('77)  
MILLER, Stu ('63-'67)  
MIRABELLA, Paul ('83)  
MIRANDA, Willie ('55-'59)  
MITCHELL, Paul ('75)  
MOELLER, Ron ('56-'58)  
MOLINARO, Bob ('79)  
MOORE, Ray ('55-'57)  
MORA, Andres ('76-'78)  
MORALES, Jose ('81-'82)  
MOROGIELLO, Dan ('83-)  
MORRIS, John ('68)  
MOSS, Les ('54-'55)  
MOTTON, Curt ('67-'71, '73-'74)  
MURRAY, Eddie ('77-)  
MURRAY, Ray ('54)  
MUSER, Tony ('75-'77)

### Mc

McCORMICK, Mike ('63-'64)  
McDONALD, Jim ('55)  
McGREGOR, Scott ('76)  
McGUIRE, Mickey ('62, '67)  
McNALLY, Dave ('62-'74)

### N

NARUM, Buster ('63)  
NELSON, Bob ('55-'57)  
NELSON, Roger ('68)  
NICHOLSON, Dave ('60, '62)  
NIEMAN, Bob ('56-'59)  
NOLAN, Joe ('82-)  
NORDBROOK, Tim ('74-'76)  
NORTHROP, Jim ('74-'75)

### O

OATES, Johnny ('70-'72)  
O'DELL, Billy ('54, '56-'59)  
O'DONOGHUE, John ('68)  
OERTEL, Chuck ('58)  
OLIVER, Bob ('74)  
ORSINO, John ('63-'65)

### P

PACELLA, John ('84-)  
PAGAN, Dave ('54)  
PALICA, Erv ('55-'56)  
PALMER, Jim ('65-'67, '69-'84)  
PAPA, John ('61-'62)  
PAPPAS, Milt ('57-'65)  
PARROTT, Mike ('77)  
PATTON, Tom ('57)  
PEARSON, Albie ('59-'60)  
PENA, Orlando ('71, '73)  
PETERSON, Buddy ('57)  
PHILLIP, Dave ('55-'56, '60-'61)  
PHOEBUS, Tom ('66-'70)  
PILARCIC, Al ('57-'60)  
PILLETTE, Duane ('54-'55)  
PINIELLA, Lou ('64)  
POPE, Dave ('55-'56)  
PORTOCARRERO, Arnie ('58-'60)  
POWELL, Boog ('61-'74)  
POWERS, John ('60)  
POWIS, Carl ('57)  
PYBURN, Jim ('55-'57)

### Q

QUIRK, Art ('62)

### R

RAMIREZ, Allan ('83-)  
RAYFORD, Floyd ('80, '82, '84-)  
REINBACH, Mike ('74)  
RETTENMUND, Merv ('68-'73)  
REYNOLDS, Bob ('72-'75)  
RICE, Del ('60)  
RICHERT, Pete ('67-'71)  
RINEER, Jeff ('79)  
RIPKEN, Cal, Jr. ('81-)  
ROBERTS, Robin ('62-'65)  
ROBINSON, Brooks ('55-'77)  
ROBINSON, Earl ('61-'62, '64)  
ROBINSON, Eddie ('57)  
ROBINSON, Frank ('66-'71)  
ROBLES, Sergio ('72-'73)  
RODRIGUEZ, Aurelio ('83)

## ALL TIME ORIOLES ROSTER PLAYERS

1954 thru 1984

RODRIGUEZ, Vic ('84)  
ROENICKE, Gary ('78-)  
ROGOVIN, Saul ('55)  
ROWE, Ken ('64-'65)  
ROYSTER, Willie ('81)  
ROZNOVSKY, Vic ('66, '67)  
RUDOLPH, Ken ('77)  
S  
SAKATA, Lenn ('80-)  
SALMON, Chico ('69-'72)  
SANCHEZ, Orlando ('84)  
SAVERINE, Bob ('59, '62-'64)  
SCHALLOCK, Art ('55)  
SCHMITZ, Johnny ('56)  
SCHNEIDER, Jeff ('81)  
SCOTT, Mickey ('72-'73)  
SEGRIST, Kal ('55)  
SEVERINSEN, Al ('69)  
SHEETS, Larry ('84-)  
SHELBY, John ('81-)  
SHETRONE, Barry ('59-'60, '62)  
SHOPAY, Tom ('71-'72, '75-'77)  
SHORT, Billy ('62, '66)  
SIEBERN, Norm ('64-'65)  
SINGLETON, Ken ('75-'84)  
SKAGGS, Dave ('77-'80)  
SLEATER, Lou ('58)  
SMITH, Al ('63)  
SMITH, Billy ('77-'79)  
SMITH, Hal ('55-'56)  
SMITH, Nate ('62)  
SNELL, Nate ('84-)  
SNYDER, Russ ('61-'67)  
STANHOUSE, Don ('78-'79, '82)  
STARRETTE, Herm ('63-'65)  
STEFERO, John ('83-)  
STEPHENS, Gene ('60-'61)  
STEPHENS, Vern ('54-'55)  
STEPHENSON, Earl ('77-'78)  
STEWART, Sammy ('78-)  
STILLMAN, Royle ('75-'76)  
STOCK, Wes. ('59-'64)  
STODDARD, Tim ('78-'83)  
STONE, Dean ('63)  
STONE, Steve ('79-'82)  
STUART, Marlin ('54)

SUNDIN, Gordon ('56)  
SWAGGERTY, Bill ('83-)  
T  
TASBY, Willie ('58-'60)  
TAYLOR, Joe ('58-'59)  
TEMPLE, John ('62)  
THOMAS, Valmy ('60)  
THOMSON, Bobby ('60)  
THRONEBERRY, Marv ('61-'62)  
TORRES, Mike ('75)  
TRABER, Jim ('84-)  
TRIANDOS, Gus ('55-'62)  
TROUT, Paul "Dizzy" ('57)  
TURLEY, Bob ('54)  
U  
UNDERWOOD, Tom ('84)  
V  
VALENTINE, Fred ('59, '63, '68)  
VINEYARD, Dave ('64)  
VIRGIL, Ozzie ('62)  
W  
WAITKUS, Eddie ('54-'55)  
WALKER, Jerry ('57-'60)  
WARD, Pete ('62)  
WARWICK, Carl ('65)  
WATT, Ed ('66-'73)  
WELCHEL, Don ('82-)  
WERLEY, George ('56)  
WERTZ, Vic ('54)  
WESTLAKE, Wally ('55)  
WIGHT, Bill ('55-'57)  
WILHELM, Hoyt ('58-'62)  
WILLIAMS, Dallas ('81)  
WILLIAMS, Dick ('56-'58, '61-'62)  
WILLIAMS, Earl ('73-'75)  
WILSON, Jim ('55-'56)  
WOODLING, Gene ('55, '58-'60)  
Y  
YOUNG, Bobby ('54-'55)  
YOUNG, Mike ('82-)  
Z  
ZUPO, Frank ('57-'58, '61)  
ZUVERINK, George ('55-'59)

The list above contains only those who appeared for Orioles in at least one regular season game. Larry Doby, for example, was on roster during winter of '57-'58 but was traded before season started. Johnny Pesky, Bruce Swango and others were with club during a season but did not appear in any games.

## ORIOLES GOLD GLOVE AWARD WINNERS

Year	Player	Year	Player	Year	Player	(ss)
1960	B. Robinson (3b)	1970	B. Robinson (3b)	1975	Belanger	(ss)
1961	B. Robinson (3b)		D. Johnson (2b)		Grich	(2b)
1962	B. Robinson (3b)		Blair (of)		Blair	(of)
1963	B. Robinson (3b)	1971	B. Robinson (3b)		B. Robinson	(3b)
1964	B. Robinson (3b)		Belanger (ss)	1976	Belanger	(ss)
	Aparicio (ss)		D. Johnson (2b)		Grich	(2b)
1965	B. Robinson (3b)		Blair (of)		Palmer	(p)
1966	B. Robinson (3b)	1972	B. Robinson (3b)	1977	Belanger	(ss)
	Aparicio (ss)		Blair (of)		Palmer	(p)
1967	B. Robinson (3b)	1973	B. Robinson (3b)	1978	Belanger	(ss)
	Blair (of)		Belanger (ss)		Palmer	(p)
1968	B. Robinson (3b)		Grich (2b)	1979	Palmer	(p)
1969	B. Robinson (3b)		Blair (of)	1980	None	
	Belanger (ss)	1974	B. Robinson (3b)	1981	None	(1b)
	D. Johnson (2b)		Belanger (ss)	1982	Murray	(1b)
	Blair (of)		Grich (2b)	1983	Murray	(1b)
			Blair (of)	1984	Murray	(1b)

**Notes:** Eddie Murray won his third consecutive Gold Glove for fielding excellence in '84. Only George Scott (8) and Vic Power (7) have won more Gold Gloves among American League first basemen. The only Baltimore first baseman to ever win the award, Murray becomes the seventh Oriole to win at least three gloves (see below).

With a total of 48 Gold Gloves since the inception of the award in '57, the Orioles lead the majors. St. Louis, which had two winners in '84 is second with 41. Other leaders are Cincinnati-37, New York Yankees-32, Philadelphia-31, and Boston and Pittsburgh-30 each.

Baltimore has won at least one Gold Glove in 23 of the last 25 seasons (none in '80 or '81), including 20 consecutive years ('60 thru '79). The club has received four in a season five times, three awards twice, and two in six different seasons.

Multiple Orioles' individual winners: Brooks Robinson-16 (tied with Jim Kaat for most ever by one player); Paul Blair and Mark Belanger-8 each; Jim Palmer and Bobby Grich-4 each; Eddie Murray and Dave Johnson-3 each; and Luis Aparicio-2.

The Gold Glove Awards are presented by *The Sporting News* in cooperation with the Rawlings Sporting Goods Company to those players considered to be the best at their positions by vote of league managers and coaches. Selection is based not only on consistency (i.e., fielding percentage) but also on range, overall ability, and effectiveness.

## MAJOR ORIOLES AWARD WINNERS

**Most Valuable Player, A.L. (BBWAA):** Brooks Robinson (1964), Frank Robinson (1966), Boog Powell (1970), Cal Ripken (1983).

**Cy Young Award, A.L. (BBWAA):** Mike Cuellar (1969, tied with Denny McLain), Jim Palmer (1973, 1975, 1976), Mike Flanagan (1979), Steve Stone (1980).

**Manager of the Year, Major League (*The Sporting News*):** Hank Bauer (1966), Earl Weaver (1977, 1979).

**Manager of the Year, A.L. (Associated Press):** Paul Richards (1960, Hank Bauer (1964, 1966), Earl Weaver (1973, 1977, 1979).

**Manager of the Year, A.L. (United Press International):** Earl Weaver (1979), Joe Altobelli (1983).

**Rookie of the Year, A.L. (BBWAA):** Ron Hansen (1960), Curt Blefary (1965), Al Bumbry (1973), Eddie Murray (1977), Cal Ripken (1982).

**Rookie of the Year, A.L. (*The Sporting News*):** Ron Hansen (1960), Curt Blefary (1965), Al Bumbry (1973), Cal Ripken (1982).

**Rookie Pitcher of the Year, A.L. (*The Sporting News*):** Wally Bunker (1964), Tom Phoebus (1967), Mike Boddicker (1983).

**Player of the Year, A.L. (*The Sporting News*):** Brooks Robinson (1964), Frank Robinson (1966), Cal Ripken (1983).

**Pitcher of the Year, A.L. (*The Sporting News*):** Chuck Estrada (1960), Jim Palmer (1973, 1975, 1976), Mike Flanagan (1979), Steve Stone (1980).

**Player of the Year, Major League (*The Sporting News*):** Frank Robinson (1966), Cal Ripken (1983).

**Executive of the Year, Major League (*The Sporting News*):** Harry Dalton (1970), Hank Peters (1979, 1983).

**Executive of the Year, Major League (United Press International):** Hank Peters (1979).

**Roberto Clemente Award (Commissioner's Office):** Presented annually to player "who best typifies the game of baseball, both on and off the field"—Brooks Robinson (1972), Ken Singleton (1982).

**Joe Cronin Award (American League Office):** Presented annually to an American League player for significant achievement—Jim Palmer (1976), Brooks Robinson (1977).

**Most Valuable Player, World Series (*Sport Magazine*):** Frank Robinson (1966), Brooks Robinson (1970), Rick Dempsey (1983).

**Most Valuable Player, American League Championship Series (A.L. Office/Chevrolet):** Mike Boddicker (1983).

**Most Valuable Player, All Star Game (Commissioner's Office):** Now known as the Arch Ward Memorial Trophy—Billy O'Dell (1958), Brooks Robinson, (1966), Frank Robinson (1971).

## MOST VALUABLE ORIOLES

This award is presented annually by the Sports Boosters of Maryland to the most valuable Oriole player by vote of sportswriters and broadcasters who cover the club on a regular basis.

In 1984, Eddie Murray won a club record fifth 'MVO' honor, surpassing Brooks Robinson's four awards. It was Murray's fourth consecutive award (he shared '83 honors with Cal Ripken), his fifth in his 8-year major league career (he also won it in '78), and his third unanimous selection ('81 and '82 also).

Murray received all 17 first place votes for 85 points in the 5-3-1 scoring system. Mike Boddicker, with 10 second place and seven third place votes, was second with 37 points. Cal Ripken, with 31 points, finished third (seven second place and 10 third place votes). Murray, Boddicker, and Ripken were the only players named on the ballots.

The complete list:

1954—Chuck Diering (of)	1969—Boog Powell (1b)
1955—Dave Philley (of)	1970—Boog Powell (1b)
1956—Bob Nieman (of)	1971—Brooks Robinson (3b) & Frank Robinson (of)
1957—Billy Gardner (2b)	1972—Jim Palmer (p)
1958—Gus Triandos (c)	1973—Jim Palmer (p)
1959—Gene Woodling (of)	1974—Paul Blair (of) & Mike Cuellar (p)
1960—Brooks Robinson (3b)	1975—Ken Singleton (of)
1961—Jim Gentile (1b)	1976—Lee May (1b)
1962—Brooks Robinson (3b)	1977—Ken Singleton (of)
1963—Stu Miller (p)	1978—Eddie Murray (1b)
1964—Brooks Robinson (3b)	1979—Ken Singleton (of)
1965—Stu Miller (p)	1980—Al Bumbry (of)
1966—Frank Robinson (of)	1981—Eddie Murray (1b)
1967—Frank Robinson (of)	1982—Eddie Murray (1b)
1968—Dave McNally (p)	1983—Eddie Murray (1b) & Cal Ripken (ss)
	1984—Eddie Murray (1b)

# ORIOLES DAY-BY-DAY RECORD—1984

Game No.	Opp.	Score	W/L	Pitchers of Record	Date	Team Record	Pos.	G.B.	Daily Attendance	Cumul. Attendance	Opponent	Pitchers of Record	Score	W/L	Opp.	Game No.	Cumul.	Date	Daily Attendance	Cumul. Attendance	Opponent	Pitchers of Record	Score	W/L	Opp.	Game No.	Cumul.	Date	Daily Attendance	Cumul. Attendance
1	CHI.	2-5	L	McGregor-s	4/2	0-1	61	1	51,327	51,327	WILCOX-s	DAVIS-s	2-3	L	DET.	56	51,327	1	51,327	51,327	BAIR-r	FLANAGAN-c	2-3	L	DET.	57	51,327	2	51,327	51,327
2	Min.	4-9	L	Boddickers-s	4/6	0-2	6	2 1/2	18,869	18,869	SMITHSON-s	McGregor-s	3-1	W	Mil.	60	32,175	3	18,869	32,175	BAIR-r	McGregor-s	3-1	W	Mil.	61	32,175	4	18,869	32,175
3	Min.	4-13	L	Flanagan-s	4/7	0-3	6	3 1/2	18,869	32,175	BUTCHER-s	Flanagan-s	5-4	L	Mil.	61	32,175	4	18,869	32,175	BAIR-r	Flanagan-s	5-4	L	Mil.	61	32,175	4	18,869	32,175
4	Min.	3-7	L	Palmer-s	4/8	0-4	6	4 1/2	18,869	32,175	WILLIAMS-s	Davis-r	1-6	L	Mil.	62	32,175	5	18,869	32,175	BAIR-r	Davis-r	1-6	L	Mil.	62	32,175	5	18,869	32,175
5	K.C.	6-3	W	McGregor-s	4/10	1-4	6	4 1/2	18,000	32,175	Splitorff-s	McGregor-s	1-6	L	Mil.	63	32,175	6	18,000	32,175	BAIR-r	McGregor-s	1-6	L	Mil.	63	32,175	6	18,000	32,175
6	K.C.	2-5	L	Boddickers-s	4/11	1-5	6	5	19,866	32,175	GURA-s	Davis-r	2-3	L	Mil.	64	32,175	7	19,866	32,175	BAIR-r	Davis-r	2-3	L	Mil.	64	32,175	7	19,866	32,175
7	Cle.	2-8	L	Stewart-r	4/14	1-6	6	6 1/2	19,866	32,175	SUTCLIFF-c	Stewart-r	2-1	W	N.Y.	65	32,175	8	19,866	32,175	BAIR-r	Stewart-r	2-1	W	N.Y.	65	32,175	8	19,866	32,175
8	Cle.	6-5	W	Stewart-r	4/15	2-6	7	6	19,866	32,175	Frazier-r	Stewart-r	5-4	W	N.Y.	66	32,175	9	19,866	32,175	BAIR-r	Stewart-r	5-4	W	N.Y.	66	32,175	9	19,866	32,175
9	Cle.	3-4	L	Flanagan-s	4/16	2-7	7	6 1/2	19,866	32,175	BLYLEVEN-s	Flanagan-s	6-2	L	N.Y.	67	32,175	10	19,866	32,175	BAIR-r	Flanagan-s	6-2	L	N.Y.	67	32,175	10	19,866	32,175
10	Tor.	2-3	L	T. Martinez-r	4/17	2-8	7	7	19,866	32,175	KEY-r	T. Martinez-r	9-7	L	Bos.	68	32,175	11	19,866	32,175	BAIR-r	T. Martinez-r	9-7	L	Bos.	68	32,175	11	19,866	32,175
11	Tor.	1-7	L	Palmer-s	4/18	2-9	7	8	19,866	32,175	STIEB-s	Palmer-s	4-1	W	Bos.	69	32,175	12	19,866	32,175	BAIR-r	Palmer-s	4-1	W	Bos.	69	32,175	12	19,866	32,175
12	Tor.	1-2	L	McGregor-s	4/19	2-10	7	8	19,866	32,175	CLANCY-c	McGregor-s	3-1	W	Bos.	70	32,175	13	19,866	32,175	BAIR-r	McGregor-s	3-1	W	Bos.	70	32,175	13	19,866	32,175
13	MIN.	4-2 (10)	W	Stewart-r	4/20	3-10	7	8	21,494	32,175	R. Davis-r	Stewart-r	5-4	W	N.Y.	71	32,175	14	21,494	32,175	BAIR-r	Stewart-r	5-4	W	N.Y.	71	32,175	14	21,494	32,175
14	MIN.	5-3	W	Flanagan-s	4/21	4-10	6T	8	27,164	32,175	Smithson-s	Flanagan-s	5-4	W	N.Y.	72	32,175	15	27,164	32,175	BAIR-r	Flanagan-s	5-4	W	N.Y.	72	32,175	15	27,164	32,175
15	MIN.	1-6	L	Boddickers-s	4/22	4-11	7	9	16,528	32,175	BUTCHER-c	Boddickers-s	2-5	L	Bos.	73	32,175	16	16,528	32,175	BAIR-r	Boddickers-s	2-5	L	Bos.	73	32,175	16	16,528	32,175
16	Chi.	6-7 (10)	L	T. Martinez-r	4/23	4-12	7	10	18,439	32,175	BURNS-r	T. Martinez-r	2-5	L	Bos.	74	32,175	17	18,439	32,175	BAIR-r	T. Martinez-r	2-5	L	Bos.	74	32,175	17	18,439	32,175
17	Chi.	8-3	W	McGregor-c	4/24	5-12	7	10	20,426	32,175	Doison-s	McGregor-c	3-1	W	Bos.	75	32,175	18	20,426	32,175	BAIR-r	McGregor-c	3-1	W	Bos.	75	32,175	18	20,426	32,175
18	K.C.	2-3	L	T. Martinez-r	4/25	5-13	7	11	22,014	32,175	QUISENBERRY-r	T. Martinez-r	2-0	W	Chi.	76	32,175	19	22,014	32,175	BAIR-r	T. Martinez-r	2-0	W	Chi.	76	32,175	19	22,014	32,175
19	K.C.	11-3	W	Flanagan-c	4/26	6-13	7	11	23,672	32,175	D. Jackson-s	Flanagan-c	1-2	W	Chi.	77	32,175	20	23,672	32,175	BAIR-r	Flanagan-c	1-2	W	Chi.	77	32,175	20	23,672	32,175
20	TEX.	4-3 (11)	W	Stewart-r	4/27	7-13	7	10	35,629	32,175	Tobler-r	Stewart-r	2-0	W	Chi.	78	32,175	21	35,629	32,175	BAIR-r	Stewart-r	2-0	W	Chi.	78	32,175	21	35,629	32,175
21	TEX.	6-1	W	McGregor-s	4/28	8-13	6	10	22,124	32,175	Hough-s	McGregor-s	4-5 (11)	L	Chi.	79	32,175	22	22,124	32,175	BAIR-r	McGregor-s	4-5 (11)	L	Chi.	79	32,175	22	22,124	32,175
22	TEX.	3-2	L	Davis-r	4/29	9-13	5T	10	34,467	32,175	D. Stewart-s	Davis-r	8-3	L	Chi.	80	32,175	23	34,467	32,175	BAIR-r	Davis-r	8-3	L	Chi.	80	32,175	23	34,467	32,175
23	CLE.	6-3	W	Stewart-r	4/30	10-13	5	9 1/2	14,998	32,175	Camacho-r	Stewart-r	4-5	W	Min.	81	32,175	24	14,998	32,175	BAIR-r	Stewart-r	4-5	W	Min.	81	32,175	24	14,998	32,175
24	CLE.	3-0	W	Boddicker-c	5/1	11-13	4	9 1/2	15,656	32,175	Blyleven-s	Boddicker-c	1-3	L	Min.	82	32,175	25	15,656	32,175	BAIR-r	Boddicker-c	1-3	L	Min.	82	32,175	25	15,656	32,175
25	CLE.	7-9 (16)	L	Palmer-r	5/2	11-14	4	9 1/2	12,956	32,175	FRAZIER-r	Palmer-r	6-4	L	Min.	83	32,175	26	12,956	32,175	BAIR-r	Palmer-r	6-4	L	Min.	83	32,175	26	12,956	32,175

Game No.	Opp.	Score	W/L	Pitchers of Record	Date	Team Record	Pos.	G.B.	Daily Attendance	Cumul. Attendance	Opponent	Pitchers of Record	Score	W/L	Opp.	Game No.	Cumul.	Date	Daily Attendance	Cumul. Attendance	Opponent	Pitchers of Record	Score	W/L	Opp.	Game No.	Cumul.	Date	Daily Attendance	Cumul. Attendance				
26	Tex.	2-0	W	DAVIS-c	5/4	12-14	5	9	14	250,926	LEIBRANDT-s	DAVIS-c	2-6	L	K.C.	82	250,926	7/6	44-38	24,313	56	994,425	994,425	LEIBRANDT-s	2-6	L	K.C.	82	250,926	7/6	44-38	24,313	56	994,425
27	Tex.	7-5	W	D. Martinez-r	5/5	13-14	4	9	15	269,174	Gura-s	D. Martinez-r	6-2	W	K.C.	83	269,174	7/7	45-38	46,842	37	1,041,267	1,041,267	Gura-s	6-2	W	K.C.	83	269,174	7/7	45-38	46,842	37	1,041,267
28	Tex.	6-1	W	Boddicker-c	5/6	14-14	3	9	16	282,398	Tanana-s	Boddicker-c	8-0	W	K.C.	84	282,398	7/8	46-38	25,604	38	1,066,871	1,066,871	Tanana-s	8-0	W	K.C.	84	282,398	7/8	46-38	25,604	38	1,066,871
29	TOR.	7-4	W	McGregor-c	5/9	15-14	—	—	—	—	Clancy-s	McGregor-c	3-1	W	CHI.	86	308,960	7/12	47-39	24,181	43	1,228,441	1,228,441	Clancy-s	3-1	W	CHI.	86	308,960	7/12	47-39	24,181	43	1,228,441
30	TOR.	7-3	W	T. Martinez-r	5/9	16-14	3	9 1/2	18,731	308,960	Key-r	T. Martinez-r	2-1	W	CHI.	87	308,960	7/13	48-39	22,643	44	1,251,084	1,251,084	Key-r	2-1	W	CHI.	87	308,960	7/13	48-39	22,643	44	1,251,084
31	TOR.	3-4 (10)	L	D. Martinez-r	5/10	16-15	3	10	12,211	308,960	R.L. JACKSON-r	D. Martinez-r	3-0	W	CHI.	88	321,171	7/14	49-39	19,067	45	1,270,151	1,270,151	R.L. JACKSON-r	3-0	W	CHI.	88	321,171	7/14	49-39	19,067	45	1,270,151
32	OAK.	4-3	W	Boddickers-s	5/11	17-15	3	10	39,760	360,931	Warrens-s	Boddickers-s	7-5 (11)	L	CHI.	89	360,931	7/15	50-40	26,721	41	1,300,871	1,300,871	Warrens-s	7-5 (11)	L	CHI.	89	360,931	7/15	50-40	26,721	41	1,300,871
33	OAK.	2-12	L	D. Martinez-r	5/12	17-16	3	10	27,193	360,931	KRUEGER-c	D. Martinez-r	2-3	L	CHI.	90	388,124	7/16	51-40	43,569	42	1,344,440	1,344,440	KRUEGER-c	2-3	L	CHI.	90	388,124	7/16	51-40	43,569	42	1,344,440
34	OAK.	5-1	W	DAVIS-c	5/13	18-16	3	9 1/2	25,460	413,604	McCatty-c	DAVIS-c	6-4	W	CHI.	91	413,604	7/17	52-40	22,643	44	1,367,087	1,367,087	McCatty-c	6-4	W	CHI.	91	413,604	7/17	52-40	22,643	44	1,367,087
35	CAL.	4-1	W	McGregor-c	5/14	19-16	3	9 1/2	21,666	435,270	Zahn-s	McGregor-c	3-1	W	MIN.	91	435,270	7/18	53-40	22,643	44	1,389,730	1,389,730	Zahn-s	3-1	W	MIN.	91	435,270	7/18	53-40	22,643	44	1,389,730
36	CAL.	2-5	L	Flanagan-s	5/15	19-17	3	10 1/2	16,165	451,435	ROMANICK-s	Flanagan-s	1-3	L	MIN.	92	451,435	7/19	54-40	22,643	44	1,412,373	1,412,373	ROMANICK-s	1-3	L	MIN.	92	451,435	7/19	54-40	22,643	44	1,412,373
37	CAL.	5-0	W	Boddicker-c	5/16	20-17	3	10 1/2	22,948	474,383	Witt-s	Boddicker-c	1-3	L	MIN.	93	474,383	7/20	55-40	22,643	44	1,435,021	1,435,021	Witt-s	1-3	L	MIN.	93	474,383	7/20	55-40	22,643	44	1,435,021
38	SEA.	4-1	W	DAVIS-c	5/18	21-17	3	10 1/2	38,143	512,526	Beattie-c	DAVIS-c	3-6	L	K.C.	94	512,526	7/22	56-40	22,643	44	1,457,664												



BALTIMORE ORIOLES STATISTICS—1984

ORIOLES 1984 INDIVIDUAL FIELDING

	Pct.	Final Official					TC	DP	PB
		G	PO	A	E	TC			
<b>1st Base</b>									
Gross	1.000	3	5	0	0	5	0		
Lowenstein	1.000	2	19	0	0	19	152		
Murray	.992	159	1538	143	13	1694	6	1	
Rayford	1.000	1	6	0	0	6	1		
<b>Totals</b>	.992	—	1568	143	13	1724	155		
<b>2nd Base</b>									
Dauer	.980	123	225	325	11	561	76	1	
Rodriguez	.958	7	8	15	1	24	33		
Sakata	.988	76	80	161	3	244	110		
<b>Totals</b>	.982	—	313	501	15	829	110		
<b>3rd Base</b>									
Cruz	.955	89	23	104	6	133	10	0	
Dauer	1.000	3	0	4	0	4	13	0	
Gross	.937	117	64	205	18	287	4	0	
Jackson	.960	10	12	12	1	25	2	0	
Rayford	.942	22	17	32	3	52	0	0	
Sakata	—	1	0	0	0	0	29		
<b>Totals</b>	.944	—	116	357	28	501	29		
<b>Shortstop</b>									
Ripken	.971	*162	*297	*583	26	*906	*122		
<b>Totals</b>	.971	—	297	583	26	906	122		
<b>Outfield</b>									
Ayala	1.000	13	10	0	0	10	0	4	
Bumby	.988	99	230	7	3	240	1	1	
Dwyer	.966	52	83	3	0	89	0	0	
Ford	1.000	15	36	1	0	37	0	0	
Lowenstein	.971	67	94	5	3	102	0	0	
Roenicke	.995	117	197	6	1	204	0	0	
Sakata	—	1	0	0	0	0	0	0	
Sheets	1.000	7	12	1	0	13	0	0	
Shelby	.993	124	261	9	2	272	1	0	
Young	.982	115	216	4	4	224	0	3	
<b>Totals</b>	.987	—	1139	36	16	1191	3		
<b>Catcher</b>									
Dempsey	.992	108	453	43	4	500	5	4	
Nolan	.962	6	22	3	1	26	0	1	
Rayford	.991	66	287	35	3	325	2	4	
Sanchez	1.000	4	9	1	0	10	0	0	
<b>Totals</b>	.992	—	771	82	8	861	7	9	
<b>Pitcher</b>									
Boddicker	.933	34	49	49	7	*105	*6	0	
Brown	1.000	9	0	0	0	0	0	0	
Cruz	—	0	0	0	0	0	0	0	
Davis	.943	35	15	18	2	35	1	0	
Dixon	1.000	2	2	2	0	4	0	0	
Flanagan	1.000	34	3	33	0	36	2	4	
D. Martinez	.947	34	17	19	2	38	0	0	
T. Martinez	.889	55	2	14	2	18	0	2	
McGregor	.980	30	14	35	1	50	2	0	
Pacella	.500	6	0	1	1	2	0	1	
Palmer	1.000	5	1	0	0	4	0	0	
Snell	1.000	5	1	0	0	1	0	0	
Stewart	1.000	60	2	14	0	16	0	0	
Swaggerty	.818	23	3	6	2	11	1	2	
Underwood	1.000	37	5	12	0	17	2	19	
<b>Totals</b>	.950	—	114	208	17	339	166	9	
<b>Club Totals</b>	*.981	162	4318	1910	123	6351	166	9	

\* Led league  
 • Led league and set American League Record

1984 MAJOR LEAGUE STANDINGS

American League Eastern Division				National League Eastern Division					
Won	Lost	Pct.	G.B.	Won	Lost	Pct.	G.B.		
Detroit	104	58	.642	—	Chicago	96	65	.596	—
Toronto	89	73	.549	15	New York	90	72	.556	6½
New York	87	75	.537	17	St. Louis	84	78	.519	12½
Boston	86	76	.531	18	Philadelphia	81	81	.500	15½
BALTIMORE	85	77	.525	19	Montreal	78	83	.484	18
Cleveland	75	87	.463	29	Pittsburgh	75	87	.463	21½
Milwaukee	67	94	.416	36½					
Western Division				Western Division					
Won	Lost	Pct.	G.B.	Won	Lost	Pct.	G.B.		
Kansas City	84	78	.519	—	San Diego	92	70	.568	—
Minnesota	81	81	.500	3	Atlanta	80	82	.494	12
California	81	81	.500	3	Houston	80	82	.494	12
Oakland	77	85	.475	7	Los Angeles	79	83	.488	13
Chicago	74	88	.457	10	Cincinnati	70	92	.432	22
Seattle	74	88	.457	10	San Francisco	66	96	.407	26
Texas	69	92	.429	14½					

Batter	Avg.	Final Official													GI						
		G	AB	R	H	2B	3B	HR	BB	IB	SO	SB	CS	DP	SLG	OBP					
Ayala	.212	60	118	9	25	6	0	4	24	4	0	2	0	24	1	1	3	364	257		
Bumby	.270	119	344	47	93	12	1	3	24	2	2	3	0	25	0	35	9	5	11	337	318
Cruz	.218	96	142	15	31	4	0	3	9	1	2	1	1	8	0	33	1	4	2	310	263
Dauer	.254	127	397	29	101	26	0	2	24	4	3	2	0	24	1	23	1	3	15	335	292
Dempsey	.230	109	330	37	76	11	0	11	34	3	5	4	1	40	1	53	1	2	11	364	316
Dwyer	.255	76	161	22	41	9	1	2	21	4	5	6	0	23	0	24	0	2	2	360	337
Ford	.231	25	91	7	21	4	0	1	5	0	2	0	0	7	0	13	1	0	3	308	286
Gross	.216	127	342	53	74	9	1	22	64	7	1	2	1	68	4	69	1	2	6	442	346
Jackson	.286	12	28	0	8	2	0	0	2	1	0	0	0	4	0	4	0	2	0	357	286
Lowenstein	.237	105	270	34	64	13	0	8	28	3	0	3	1	33	3	54	1	0	5	374	319
Murray	.306	162	588	97	180	26	3	29	110	19	0	8	2	107	25	87	10	2	9	509	410
Nolan	.290	35	62	2	18	1	1	1	9	0	0	1	0	12	4	10	0	0	0	387	400
Rayford	.256	86	250	24	64	14	0	4	27	3	2	2	3	12	0	51	0	3	5	360	296
Ripken	.304	162	641	103	195	37	7	27	86	11	0	2	2	3	71	1	89	2	1	610	374
Rodriguez	.412	11	17	4	7	3	0	0	2	0	0	0	0	2	0	0	0	0	0	588	412
Roenicke	.224	121	326	36	73	19	1	10	44	4	3	2	4	58	1	43	1	2	10	380	346
Sakata	.191	81	157	23	30	1	0	3	11	3	5	0	0	6	2	15	4	1	4	255	221
Sanchez	.250	4	8	0	2	0	0	0	1	0	0	0	0	0	0	2	0	0	0	250	250
Sheets	.438	8	16	3	7	1	0	1	2	0	0	0	0	1	0	3	0	0	0	688	471
Shelby	.209	128	383	44	80	12	5	6	30	4	12	0	0	20	0	71	12	4	4	313	248
Singleton	.215	111	363	28	78	7	1	6	36	2	1	2	0	37	5	60	0	0	20	289	288
Traber	.238	10	21	3	5	0	0	0	2	0	0	1	0	2	0	4	0	0	1	238	292
Young	.252	123	401	59	101	17	2	17	52	7	2	2	7	58	2	110	6	2	5	431	355
<b>Totals</b>	.252	162	5456	681	1374	234	23	160	647	82	45	43	22	620	48	884	51	36	132	391	328
<b>Opponents</b>	.256	162	5433	667	1393	205	29	137	626	71	42	52	23	512	46	713	99	48	136	380	320
DH	.219	607	59	133	19	2	11	68	9	2	8	0	67	10	107	1	1	25	311	293	
PH	.256	215	30	55	11	0	8	40	1	3	5	1	30	3	53	3	0	10	419	343	
Murray	L .320	438	77	140	21	2	24	90	15	0	8	0	78	19	68	7	2	8	541	429	
Murray	R .267	150	20	40	5	1	5	20	4	0	2	29	6	19	2	0	1	413	397		
Shelby	L .202	223	28	45	6	5	2	15	2	7	0	0	11	0	44	10	4	2	230	239	
Shelby	R .219	160	16	35	6	0	4	15	2	5	0	0	9	0	27	2	0	2	331	260	
Singleton	L .213	287	20	61	5	1	5	24	1	0	2	0	30	5	48	0	0	15	289	285	
Singleton	R .224	76	8	17	2	0	1	12	2	1	0	0	7	0	12	0	0	5	289	289	
Young	L .276	283	47	78	13	2	14	44	5	1	1	2	43	2	83	6	0	4	484		



## ORIOLES PITCHING

### LIFETIME W-L-S RECORDS vs. EACH OPPONENT

Pitcher	American League Only							Totals W-L-S
	Bos. W-L-S	Cal. W-L-S	Chi. W-L-S	Cle. W-L-S	Det. W-L-S	K.C. W-L-S	Mil. W-L-S	
Aase	2-4-2	1-1-0	1-4-3	5-3-3	3-6-2	6-0-1	2-2-1	
Boddicker	3-2	4-2	3-0	3-2	2-3	1-3	4-1	
Davis	1-4	0-0	1-0	3-1	4-2	3-1-1	4-1	
Flanagan	9-9	3-7	7-7	7-6	11-8	9-12	8-9	
Martinez, D.	10-14-1	9-8	6-7-1	8-7	7-7	4-7-1	10-5	
Martinez, T.	3-3-4	0-2-9	6-4-11	1-2-8	4-4-9	4-4-5	5-3-8	
McGregor	4-8	16-5	10-6	10-7	11-7	7-6	6-5	
Stewart	3-1-5	4-0-3	4-5-2	4-4-1	7-5-3	3-3-2	3-4-4	
Swaggerty	2-0	0-0	0-0	0-0	0-1	0-0	0-1	

Pitcher	Min. W-L-S	N.Y. W-L-S	Oak. W-L-S	Sea. W-L-S	Tex. W-L-S	Tor. W-L-S	Totals W-L-S
	Aase	5-1-0	2-1-5	4-5-1	4-1-2	4-5-1	5-2-2
Boddicker	2-3	5-2	2-1	2-0	4-0	3-1	37-20
Davis	3-2	1-3	4-2	5-2	4-0	2-2	35-20-1
Flanagan	15-4	11-7	15-4	9-3-1	6-5	15-6	125-87-1
Martinez, D.	4-3-1	2-7	8-3-1	12-4	7-5	8-5	95-82-5
Martinez, T.	1-1-9	9-6-16	4-3-9	3-2-6	6-1-9	6-2-7	52-37-110
McGregor	11-5-1	6-9	7-3	6-4-1	6-0-1	11-2	111-4-2
Stewart	4-0-2	2-3-2	2-4-4	5-4-2	4-3-2	1-2-1	46-38-33
Swaggerty	0-0	0-1	1-0	1-0	—	0-0	4-3

Dixon is 0-1 vs. Bos. Snell is 0-1 vs. Bos. and 1-0 vs. N.Y. Brown is 1-0 vs. Bos. 0-1 vs. Cle. and 0-1 vs. N.Y.

### 1984 INDIVIDUAL W-L-S RECORDS vs. EACH OPPONENT

Pitcher	Bos. W-L-S	Cal. W-L-S	Chi. W-L-S	Cle. W-L-S	Det. W-L-S	K.C. W-L-S	Mil. W-L-S
	Aase	0-1-0	—	0-0-1	1-0-1	1-0-1	1-0-0
Boddicker	2-1	3-1	1-0	3-0	1-1	—	2-1
Brown	1-0	0-0	—	0-1	0-0	—	—
Davis	0-2	0-0	1-0	2-0	1-1	1-0-1	2-1
Dixon	0-1	—	—	—	—	—	—
Flanagan	1-0	1-2	1-1	0-1	3-1	2-1	0-2
Martinez, D.	0-1	0-0	1-1	0-0	1-1	0-1	0-0
Martinez, T.	0-0-1	0-0	1-1-2	0-0-2	0-0	0-2	1-0
McGregor	1-0	3-1	2-1	0-3	0-1	2-1	2-0
Pacella	—	—	—	—	—	—	—
Palmer	—	—	0-0	0-1	—	—	—
Snell	0-1	—	—	—	—	—	—
Stewart	0-1-2	1-0-1	0-1-1	2-0-1	1-0-1	0-0-1	0-1-2
Swaggerty	1-0	0-0	—	0-0	0-1	0-0	0-1
Underwood	0-0	0-0	0-0	0-0	0-0	0-0	0-0
<b>Totals</b>	<b>6-7-3</b>	<b>8-4-1</b>	<b>7-5-3</b>	<b>7-6-3</b>	<b>7-6-1</b>	<b>5-7-2</b>	<b>7-6-2</b>

Pitcher	Min. W-L-S	N.Y. W-L-S	Oak. W-L-S	Sea. W-L-S	Tex. W-L-S	Tor. W-L-S	Totals W-L-S
	Aase	—	0-0-2	0-0-0	1-0-0	0-0-0	0-0-2
Boddicker	0-3	2-1	2-1	1-0	2-0	1-0	20-11
Brown	—	0-1	0-0	—	—	—	1-2
Davis	1-0	0-1	1-2	2-1	3-0	0-1	14-9-1
Dixon	—	—	—	—	—	—	0-1
Flanagan	1-2	2-0	1-0	1-0	0-2	0-1	13-13
Martinez, D.	1-0	0-1	0-2	1-0	2-0	0-2	6-9
Martinez, T.	0-0-2	0-1-2	0-0-2	1-2-2	0-1-3	1-2-1	4-9-17
McGregor	1-1	0-2	0-0	1-0	1-0	2-2	15-12
Pacella	—	0-1	—	—	—	—	0-1
Palmer	0-1	—	0-0	—	—	—	0-3
Snell	—	1-0	—	—	—	—	1-1
Stewart	1-0	0-0	0-1-2	1-0-1	1-0-1	0-0	7-4-13
Swaggerty	0-0	0-0	1-0	1-0	—	0-0	3-2
Underwood	0-0	0-0	1-0	0-0-1	0-0	0-0	1-0-1
<b>Totals</b>	<b>5-7-2</b>	<b>5-8-2</b>	<b>6-6-4</b>	<b>9-3-4</b>	<b>9-3-4</b>	<b>4-9-1</b>	<b>85-77-32</b>

Note: Todd Cruz made one appearance, vs. NY, and had no decision nor save.

### 1984 CLUB PITCHING TOTALS vs. EACH OPPONENT

Total	ERA	W	L	CG	SHOSV	IP	H	R	ER	HR	BB	SO
	Balto.	3.19	44	37	25	9	1439.1	1393	667	594	137	512
Away	4.28	41	40	23	4	694.1	704	361	330	78	251	334
vs. Bos.	3.91	6	7	2	0	3	115	136	55	50	8	36
Cal.	3.74	8	4	3	2	1	106	92	47	44	14	41
Chi.	2.77	7	5	4	1	3	110.1	79	38	34	10	45
Cle.	3.68	7	6	3	1	3	120	105	57	49	6	65
Det.	3.21	7	6	6	2	1	115	115	53	41	9	31
K.C.	3.87	5	7	3	1	2	104.2	102	49	45	9	33
Mil.	4.06	7	6	5	2	2	113	107	56	51	8	46
Min.	4.33	5	7	4	0	2	104	111	58	50	12	40
N.Y.	4.77	5	8	4	0	2	115	132	69	61	14	41
Oak.	4.42	6	6	2	0	4	106	114	58	52	14	41
Sea.	3.42	9	3	3	1	4	109	88	35	34	13	25
Tex.	2.81	9	3	4	1	4	109	88	35	34	13	25
Tor.	3.34	4	9	5	0	1	113.1	113	48	42	10	27
1st Half	3.59	46	39	24	9	15	762.1	705	343	304	72	302
2nd Half	3.86	39	38	24	4	17	677	688	324	290	65	210

## ORIOLES INDIVIDUAL PITCHING

Total	1984				DON AASE				LIFETIME					
	ERA	W-L-SV	G	IP	H	ER	HR	ERA	W-L-SV	G	IP	H	ER	HR
Bal.	1.62	4-1-8	23	39	30	7	1	5.04	1-6-4	21	64.1	67	36	10
vs. Bal.	1.69	1-1-6	13	16	14	3	0	3.82	45-41-27	205	787.1	794	334	59
Away	1.57	3-0-2	10	23	16	4	1	3.97	1-3-1	9	34	32	15	3
vs. Bal.	0.00	0-0-1	1	1	2	0	0	3.81	44-38-26	196	753.1	762	319	56
vs. Bos.	10.13	0-1-0	2	2.2	6	3	0	4.35	2-4-2	12	41.1	54	20	5
Cal.	—	—	—	—	—	—	—	3.21	1-1-0	2	14	11	5	2
Chi.	—	0-0-1	1	1.2	1	0	0	3.83	1-4-3	11	42.1	41	18	1
Cle.	2.45	1-0-1	2	3.2	2	1	1	5.47	5-3-3	17	54.1	69	33	3
Det.	—	1-0-1	3	6.1	5	0	0	4.57	3-6-2	16	67	67	34	5
K.C.	1.23	1-0-0	3	7.1	2	1	0	2.49	6-0-1	18	68.2	72	19	2
Mil.	—	0-0-0	1	0.2	0	0	0	3.58	2-2-1	14	55.1	58	22	5
Min.	—	—	—	—	—	—	—	3.84	5-1-0	11	61	54	26	8
N.Y.	—	0-0-2	2	3	2	0	0	6.55	2-1-5	14	34.1	38	25	4
Oak.	2.25	0-0-0	2	4	4	1	0	2.21	4-5-1	20	85.1	68	21	3
Sea.	—	1-0-0	1	2	0	0	0	3.51	4-1-2	17	51.1	59	20	2
Tex.	1.59	0-0-0	3	5.2	5	1	0	3.96	4-5-1	17	77.1	73	34	6
Tor.	—	0-0-2	2	1	1	0	0	2.67	5-2-2	15	70.2	63	21	3
1st Half	2.57	0-0-1	5	7	7	2	0	3.59	21-23-10	100	405.2	430	16	35
2nd Half	1.41	4-1-7	18	32	23	5	1	4.05	24-18-17	105	382	364	17	26

Most Strikeouts—5 Win Streak—4 Loss Streak—1

### 1984 and Lifetime

Total	1984				MIKE BODDICKER				LIFETIME					
	ERA	W-L-SH	G	IP	H	ER	HR	ERA	W-L-SH	G	IP	H	ER	HR
Bal.	2.79	20-11-4	34	261.1	218	81	23	2.89	37-20-9	71	479	396	154	40
vs. Bal.	2.17	8-6-4	16	120.1	95	29	4	3.32	20-10-8	38	259.2	196	67	14
Away	3.32	12-5-0	18	141	123	52	19	2.57	17-10-1	33	219.1	200	87	26
vs. Bos.	3.27	2-1-0	3	22	28	8	1	2.70	2-2-0	6	40	38	12	2
Cal.	2.65	3-1-2	4	34	27	10	7	3.19	4-2-2	6	48	41	17	9
Chi.	3.71	1-0-0	2	17	15	7	1	3.05	3-0-1	5	38.1	30	13	3
Cle.	1.78	3-0-1	3	25.1	15	5	1	3.02	3-2-1	5	41.2	30	14	2
Det.	3.97	1-1-0	2	11.1	13	5	0	6.59	2-3-1	7	27.1	37	20	3
K.C.	6.52	0-2-0	2	9.2	10	7	1	4.88	1-3-0	5	24	21	13	2
Mil.	1.73	2-1-1	3	26	17	5	1	1.58	4-1-1	5	40	29	7	3
Min.	3.54	0-3-0	3	20.1	16	8	3	2.44	2-3-1	6	44.1	32	12	4
N.Y.	2.81	2-1-0	3	25.2	25	8	2	2.63	5-2-0	8	51.1	44	15	3
Oak.	2.82	2-1-0	3	22.1	19	7	2	2.63	2-1-0	4	24	21	7	2
Sea.	—	1-0-0	1	9	4	0	0	0.81	2-0-1	3	22.1	12	2	0
Tex.	2.92	2-0-0	3	24.2	21	8	4	2.22	4-0-1	6	44.2	36	11	4
Tor.	1.93	1-0-0	2	14	8	3	0	3.00	3-1-0					

	1984				DENNIS MARTINEZ				LIFETIME					
	ERA	W-L-SH	G	IP	H	ER	HR	ERA	W-L-SH	G	IP	H	ER	HR
Total	5.02	6-9-0	34	141.2	145	79	26	4.03	95-82-9	282	1588.2	1608	712	158
Bal.	5.04	3-6-0	17	75	74	42	15	3.67	52-40-7	139	835.1	824	341	87
Away	5.00	3-3-0	17	66.2	71	37	11	4.43	43-42-2	143	753.1	784	371	71
vs. Bos.	10.38	0-1-0	1	4.1	7	5	2	4.66	10-14-0	29	185.1	180	96	20
Cal.	20.25	0-0-0	2	2.2	6	6	0	3.65	9-8-1	23	145.2	128	59	9
Chi.	2.45	1-1-0	3	14.2	12	4	2	3.67	6-7-1	19	95.2	107	39	9
Cle.	.00	0-0-0	1	0.1	1	0	0	4.16	8-7-1	24	127.2	145	59	12
Det.	3.00	1-1-0	3	18	17	6	1	3.93	7-7-1	20	119	124	52	6
K.C.	3.31	0-1-0	3	16.1	15	6	1	3.54	4-7-1	22	124.2	127	49	13
Mil.	6.23	0-0-0	3	8.2	7	6	2	4.62	10-5-0	27	136.1	147	70	19
Min.	4.09	1-0-0	4	11	11	5	2	5.48	4-3-0	21	85.1	103	52	12
N.Y.	10.00	0-1-0	2	9	15	10	4	4.60	2-7-0	20	105.2	102	54	19
Oak.	8.53	0-2-0	4	12.2	19	12	3	4.21	8-3-1	18	102.2	100	48	12
Sea.	6.00	1-0-0	2	12	15	8	2	3.91	12-4-1	20	124.1	133	54	10
Tex.	3.18	2-0-0	3	17	10	6	5	3.94	7-5-0	20	118.2	124	52	13
Tor.	3.00	0-2-0	3	15	10	5	2	2.14	8-5-2	19	118	88	28	4
1st Half	4.65	2-5-0	20	62	63	32	10	4.18	50-45-5	146	794.1	863	369	78
2nd Half	5.31	4-4-0	14	79.2	82	47	16	3.87	45-37-4	136	794.1	775	342	80
Starter	4.67	5-7-0	20	115.2	115	60	22							
Reliever	6.58	1-2-0	14	26	30	19	4							

'84: Most Strikeouts—9 (Jul. 25 at Texas) Win Streak—2 Loss Streak—4

	1984				TIPPY MARTINEZ				LIFETIME					
	ERA	W-L-SV	G	IP	H	ER	HR	ERA	W-L-SV	G	IP	H	ER	HR
Total	3.91	4-9-17	55	89.2	88	39	9	3.14	52-37-110	480	744.2	636	260	43
Bal.	3.61	2-4-7	27	47.1	46	19	6	2.60	31-15-47	202	332.2	273	96	17
Away	4.25	2-5-10	28	42.1	42	20	3	3.58	21-22-63	278	412	363	164	26
vs. Bos.	.00	0-0-0	2	2	0	0	0	3.59	3-3-4	37	57.2	60	23	3
Cal.	4.50	0-0-0	4	4	4	2	0	2.91	0-2-9	32	52.2	35	17	2
Chi.	1.17	1-1-2	5	7.2	3	1	0	3.43	6-4-11	44	63	58	24	2
Cle.	2.35	0-0-2	6	7.2	5	2	0	3.02	1-2-8	42	56.2	44	19	2
Det.	1.59	0-0-0	3	5.2	6	1	0	3.40	4-4-9	45	76.2	68	29	9
K.C.	10.80	0-2-0	3	5	7	6	3	4.84	4-4-5	28	44.2	45	24	5
Mil.	5.40	1-0-0	3	5	8	3	0	3.91	5-3-10	35	46	42	20	2
Min.	7.88	0-0-2	5	8	14	7	1	3.96	1-1-9	33	50	53	22	1
N.Y.	6.75	0-1-2	4	6.2	11	5	2	2.31	9-6-13	56	81.2	67	21	6
Oak.	3.52	0-0-2	5	7.2	11	3	0	2.19	4-3-9	34	61.2	44	15	1
Sea.	2.45	1-2-2	6	11	6	3	2	1.54	3-2-7	25	41	26	7	3
Tex.	3.52	0-1-3	5	7.2	4	3	0	2.33	6-1-9	32	58	37	15	3
Tor.	2.31	1-2-1	4	11.2	9	3	1	4.37	6-2-7	34	47.1	51	23	4
1st Half	3.75	3-5-12	35	57.2	50	24	7	3.47	25-18-54	237	368.1	320	142	25
2nd Half	4.22	1-4-5	20	32	38	15	2	2.82	27-19-56	243	376.1	316	118	18

'84: Most Strikeouts—4 (Jun. 12 at Mil.) Win Streak—2 Loss Streak—4

	1984				SCOTT MCGREGOR				LIFETIME					
	ERA	W-L-SH	G	IP	H	ER	HR	ERA	W-L-SH	G	IP	H	ER	HR
Total	3.94	15-12-3	30	196.1	216	86	18	3.63	111-69-19	257	1631	1664	658	148
Bal.	2.90	11-4-3	17	124	121	40	9	3.53	54-31-9	123	797.1	807	313	77
Away	5.22	4-8-0	13	72.1	95	46	9	3.72	57-38-10	134	833.2	857	345	71
vs. Bos.	1.04	1-0-0	1	8.2	11	6	0	5.04	4-8-0	17	94.2	114	53	8
Cal.	2.42	3-1-0	4	22.1	18	6	2	2.60	16-5-1	22	162.2	143	47	15
Chi.	2.66	2-1-1	3	23.2	20	7	2	3.80	10-6-2	20	116	126	49	8
Cle.	5.63	0-3-0	4	24	26	15	2	4.28	10-7-1	24	145	153	69	14
Det.	32.40	0-1-0	1	1.2	5	6	1	3.95	11-7-1	24	157.1	168	69	17
K.C.	5.68	2-1-0	3	19	23	12	2	3.52	7-6-1	18	115	118	45	11
Mil.	0.50	2-0-1	2	18	10	1	0	4.21	6-5-1	19	117.2	117	55	9
Min.	3.94	1-1-0	2	16	21	7	2	3.18	11-5-3	21	130.1	142	46	11
N.Y.	10.80	0-2-0	2	8.1	19	10	1	4.17	6-9-4	25	149.1	169	69	14
Oak.	6.23	0-0-0	1	4.1	6	3	1	3.50	7-3-1	16	115.2	103	45	13
Sea.	3.21	1-0-1	2	14	14	5	1	3.47	6-4-1	19	124.1	117	48	10
Tex.	1.29	1-0-0	1	7	6	1	1	3.15	6-0-0	12	71.1	72	25	7
Tor.	3.68	2-2-0	4	29.1	37	12	3	2.60	11-4-3	20	131.2	122	38	11
1st Half	3.96	10-7-1	20	134	136	59	14	3.76	55-35-8	128	817	824	341	79
2nd Half	3.90	5-5-2	10	62.1	80	27	4	3.50	56-34-11	129	814	840	317	69

'84: Most Strikeouts—6 (Apr. 28 vs. Tex.) Win Streak—5 Loss Streak—4

	1984				SAMMY STEWART				LIFETIME					
	ERA	W-L-SV	G	IP	H	ER	HR	ERA	W-L-SV	G	IP	H	ER	HR
Total	3.29	7-4-13	60	93	81	34	7	3.45	46-38-33	252	736.1	657	282	51
Bal.	1.94	3-2-6	31	55.2	38	12	4	3.16	24-18-14	121	379	294	133	32
Away	5.30	4-2-7	29	37.1	43	22	3	3.75	22-20-19	131	357.1	363	149	19
vs. Bos.	1.42	0-1-2	5	6.1	5	1	0	2.50	3-1-5	22	72	64	20	4
Cal.	1.80	1-0-1	4	10	7	2	0	3.81	4-0-3	19	59	57	25	6
Chi.	4.50	0-1-1	6	8	10	4	2	4.10	4-5-2	26	79	87	36	6
Cle.	7.88	2-0-1	6	8	10	7	1	5.32	4-4-1	22	44	43	26	1
Det.	1.35	1-0-1	4	6.2	7	1	0	2.21	7-5-3	25	85.2	64	21	3
K.C.	2.25	0-0-1	4	8	7	2	0	2.00	3-3-2	18	67.2	49	15	4
Mil.	13.50	0-1-2	6	5.1	6	8	2	5.28	3-4-4	23	61.1	53	36	8
Min.	.00	1-0-0	2	3.1	2	0	0	2.63	4-0-2	12	37.2	32	11	1
N.Y.	2.70	0-0-0	5	10	7	3	0	4.23	2-3-2	20	44.2	37	21	7
Oak.	3.38	0-1-2	5	8	4	3	1	3.27	2-4-4	20	52.1	47	19	4
Sea.	3.38	1-0-1	6	8	6	3	1	3.75	5-4-2	18	48	41	20	3
Tex.	.00	1-0-1	3	5	4	0	0	3.16	4-3-2	16	57	48	20	4
Tor.	.00	0-0-0	4	6.1	6	0	0	3.86	1-2-1	11	28	35	12	0
1st Half	2.88	4-1-2	29	40.2	32	13	3	3.60	21-20-9	124	380.1	347	152	24
2nd Half	3.61	3-3-11	31	52.1	49	21	4	3.29	25-18-24	128	356	310	130	27

'84: Most Strikeouts—3 (four times) Win Streak—4 Loss Streak—2

	1984				BILL SWAGGERTY				LIFETIME					
	ERA	W-L-SV	G	IP	H	ER	HR	ERA	W-L-SV	G	IP	H	ER	HR
Total	5.21	3-2-0	23	57	68	33	7	4.58	4-3-0	30	78.2	91	40	8
Bal.	6.65	0-2-0	11	23	31	17	1	5.67	0-3-0	13	27	32	17	1
Away	4.24	3-0-0	12	34	37	16	6	4.01	4-0-0	17	51.2	59	23	7
vs. Bos.	3.00	1-0-0	5	12	11	4	1	2.84	2-0-0	7	19	20	6	1
Cal.	.00	0-0-0	1	2	1	0	0	.00	0-0-0	1	2	1	0	0
Chi.	—	—	—	—	—	—	—	3.00	0-0-0	1	6	7	2	0
Cle.	6.75	0-0-0	1	1.1	2	1	0	6.75	0-0-0	1	1.1	2	1	

### OPPOSING PITCHERS RECORDS

Pitcher	1984 R/L Club	1984 Overall W-L-S	vs. Orioles			Career W-L-S	Lifetime Record	
			1984 G	1984 GS	1984 W-L-S		Amer. Lg. W-L-S	Majors W-L-S
Abbott	R Det.	3-4-0	1	1	0-0-0	4-6-0	62-83-0	
Acker	R Tor.	3-5-1	1	0	0-0-0	0-0-0	8-6-2	
Agosto	L Chi.	2-1-7	2	0	0-0-0	0-0-0	4-3-14	
Alexander	R Tor.	17-6-0	4	4	1-0-0	6-4-0	101-91-3	132-115-3
Aponte	R Cle.	1-0-0	1	0	0-0-0	0-0-1	9-6-7	
Armstrong	R N.Y.	3-2-1	4	0	0-0-0	0-2-1	18-14-10	
Atherton	R Oak.	7-6-2	3	0	0-0-0	0-0-0	9-11-6	
Augustine	L Mil.	0-0-0	0	0	0-0-0	4-10-0	55-59-11	
Bair	R Det.	5-3-4	5	0	1-0-1	3-0-3	16-12-16	47-37-76
Bannister	L Chi.	14-11-0	1	1	0-0-0	6-3-0	70-71-0	81-89-0
Barojas	R Chi-Sea.	9-7-2	2	2	1-0-0	2-0-3	18-16-35	
Beard	R Sea.	3-2-5	5	0	0-0-0	4-0-3	19-18-30	
Beattie	R Sea.	12-16-0	3	3	0-3-0	3-10-0	47-75	
Beckwith	R K.C.	8-4-2	5	0	0-0-0	0-0-0	8-4-2	17-14-2
Beene	R Mil.	0-2-0	0	0	0-0-0	0-0-0	0-2-0	
Behenna	R Cle.	0-3-0	0	0	0-0-0	0-0-0	0-0-0	
Berenguer	R Det.	11-10-0	3	3	1-2-0	2-2-0	20-28-1	23-32-1
Best	R Sea.	1-1-0	0	0	0-0-0	0-0-0	1-1-0	
Bettendorf	R Oak.	0-0-1	0	0	0-0-0	0-0-0	0-0-1	
Bibby	R Tex.	0-0-0	2	0	0-0-0	5-7-0	60-64-5	111-101-6
Black	L K.C.	17-12-0	1	1	1-0-0	1-0-0	31-25-0	
Blyleven	R Cle.	19-7-0	4	4	3-1-0	14-11-0	161-139-0	195-167-0
Boyd	R Bos.	12-12-0	4	3	2-2-0	2-3-0	16-20-0	
Brennan	R Chi.	0-1-0	1	0	0-0-0	1-1-0	8-7-0	
Brown, C.	R N.Y.	1-1-0	0	0	0-0-0	0-0-0	2-2-0	
Brown, M.	R Bos.	1-8-0	1	0	0-0-0	0-1-0	8-14-0	
Brown, S.	R Cal.	0-1-0	0	0	0-0-0	0-0-0	2-4-0	
Burgmeier	L Oak.	3-0-2	2	0	1-0-0	5-3-7	79-55-101	
Burns	L Chi.	4-12-3	4	1	1-0-1	4-3-1	52-49-3	
Burris	R Oak	13-10-0	3	3	1-1-0	1-1-0	14-13-0	93-114-2
Butcher	R Min.	13-11-0	4	4	4-0-0	5-0-0	24-27-6	
Bystrom	R N.Y.	2-2-0	0	0	0-0-0	0-0-0	0-0-0	26-24-0
Caldwell	L Mil.	6-13-0	1	0	0-0-0	3-9-0	102-80-2	137-130-18
Camacho	R Cle.	5-9-23	7	0	0-1-3	0-1-3	5-10-23	5-11-23
Candiotti	R Mil.	2-2-0	2	2	1-0-0	1-1-0	6-6-0	
Castillo	R Min.	2-1-0	0	0	0-0-0	3-3-0	23-24-0	35-38-18
Caudill	R Oak	9-7-36	4	0	0-2-0	3-0-4	23-24-88	29-42-88
Christiansen	R N.Y.	2-4-2	3	0	0-2-0	0-2-0	2-4-2	
Clancy	R Tor.	13-15-0	4	4	2-2-0	7-10-0	89-96-0	
Clark	L Tor.	1-2-0	0	0	0-0-0	0-0-0	15-19-2	
Clear	R Bos.	8-3-8	4	0	1-0-1	3-1-2	56-36-58	
Clemens	R Bos.	9-4-0	1	1	0-1-0	0-1-0	9-4-0	
Cocanower	R Mil.	8-16-0	2	1	1-0-0	2-0-0	10-16-0	
Codiroli	R Oak	6-4-1	1	0	0-0-0	1-1-0	19-18-1	
Comer	R Cle.	4-8-0	2	2	0-2-0	4-4-0	43-37-13	44-37-13
Comstock	L Min.	0-0-0	0	0	0-0-0	0-0-0	0-0-0	
Conroy	L Oak.	1-6-0	4	0	0-0-0	0-2-0	10-18-0	
Corbett	R Cal.	5-1-4	4	0	1-0-0	1-3-1	17-23-55	
Cowley	R N.Y.	9-2-0	2	2	1-0-0	1-0-0	9-2-0	10-4-0
Crawford	R Bos.	5-0-1	2	0	0-0-0	0-1-0	8-5-0	
Curtis	L Cal.	1-2-0	1	0	0-0-0	2-2-0	28-26-6	89-97-16
Darwin	R Tex.	8-12-0	3	3	1-0-0	5-0-0	53-50-15	
Davis, R.	R Min.	7-11-29	4	0	0-1-1	4-4-3	42-38-103	
Deshaies	L N.Y.	0-1-0	0	0	0-0-0	0-0-0	0-1-0	
Dorsey	R Bos.	0-0-0	1	0	0-0-0	0-0-0	0-0-0	
Dotson	R Chi.	14-15-0	3	3	1-2-0	6-6-0	70-55-0	
Easterly	L Cle.	3-1-2	2	0	1-0-0	1-0-0	10-9-12	18-29-14
Eckersley	R Bos.	4-4-0	0	0	0-0-0	9-8-0	124-102-3	134-110-3
Farr	R Cle.	3-11-1	2	1	0-1-0	0-0-0	3-11-1	
Filson	L Min.	6-5-1	3	0	0-0-0	0-1-0	10-8-2	
Fingers	R Mil.	12-23-3	0	0	0-1-1	8-5-10	79-72-216	113-112-323
Fontenot	L N.Y.	8-9-0	3	1	1-0-0	1-0-0	16-11-0	
Forsch	R Cal.	1-1-0	0	0	0-0-0	1-3-0	36-31-0	114-112-0
Frazier	R Cle.	3-2-1	3	0	1-1-0	1-1-1	11-11-13	14-22-16
Gale	R Bos.	2-3-0	2	2	0-0-0	5-3-0	44-36-1	55-56-1
Gelsel	L Sea.	1-1-3	0	0	0-0-0	0-0-0	2-5-8	5-5-8
Gibson	R Mil.	2-5-0	4	3	1-1-0	1-4-0	5-9-2	
Gleaton	L Chi.	1-2-2	0	0	0-0-0	0-1-0	4-10-2	
Gott	R Tor.	7-6-2	2	0	1-0-0	3-3-0	21-30-2	
Gubicza	R K.C.	10-14-0	1	1	1-0-0	1-0-0	10-14-0	
Guidry	L N.Y.	10-11-0	2	1	0-1-0	7-7-0	132-62-4	
Gura	L K.C.	12-9-0	4	4	2-1-0	13-8-0	123-87-11	126-94-13
Haas	R Mil.	9-11-0	1	1	1-0-0	5-7-0	83-71-2	
Hartzell	R Mil.	0-1-0	2	0	0-0-0	4-1-0	27-39-12	
Heaton	L Cle.	12-15-0	3	3	0-1-0	2-1-0	23-24-7	
Heimuelier	L Oak.	0-1-0	0	0	0-0-0	0-1-0	3-6-0	
Henke	R Tex.	1-1-2	0	0	0-0-0	0-0-0	3-1-3	
Henry	R Tex.	0-1-0	0	0	0-0-0	0-0-0	0-1-0	
Hernandez	L Det.	9-3-32	5	0	0-3-0	0-3-0	9-3-32	43-35-59
Hodge	L Min.	4-3-0	0	0	0-0-0	0-0-0	4-3-0	
Hough	R Tex.	16-14-0	2	2	0-2-0	0-5-0	53-43-1	100-89-61
Howell	R N.Y.	9-4-7	5	1	2-0-0	3-1-0	12-12-7	14-12-7
Hoyt	R Chi.	13-18-0	3	3	1-2-0	6-5-0	74-49-10	
Hulsmann	R K.C.	3-3-3	3	0	0-1-0	0-1-0	5-4-3	
Hurst	L Bos.	12-12-0	1	1	0-1-0	1-2-0	31-33-0	
Jackson, D.	L K.C.	2-6-0	1	1	0-1-0	0-1-0	3-7-0	
Jackson, R.L.	R Tor.	7-8-10	4	0	2-1-0	2-2-1	24-21-30	26-30-30
Jeffcoat	L Cle.	5-2-1	4	0	0-0-0	0-0-0	1-3-0	
John	L Cal.	7-13-0	0	0	0-0-0	15-14-0	168-155-3	255-197-14
Johnson	L Bos.	1-2-1	2	0	1-0-0	1-3-0	24-31-6	
Jones, A.	R Chi.	1-1-5	2	0	1-0-0	1-0-0	1-1-5	

### OPPOSING PITCHERS RECORDS

Pitcher	1984 R/L Club	1984 Overall W-L-S	vs. Orioles			Career W-L-S	Lifetime Record	
			1984 G	1984 GS	1984 W-L-S		Amer. Lg. W-L-S	Majors W-L-S
Jones, J.	R Oak.	0-3-0	0	0	0-0-0	1-2-0	9-9-8	
Jones, M.	L K.C.	2-3-0	2	2	0-1-0	0-1-0	8-7-0	
Jones, O.	R Tex.	2-4-2	2	0	1-0-0	2-3-1	8-21-12	17-33-12
Kaufman	R Cal.	2-3-1	3	0	0-0-0	0-0-0	3-3-1	
Kern	R Mil.	1-0-0	1	0	0-0-0	3-6-7	49-49-86	52-54-88
Key	L Tor.	4-5-10	5	0	2-1-0	2-1-0	4-5-10	
Kison	R Cal.	4-5-2	1	1	0-1-0	2-2-0	29-22-5	110-85-5
Krueger	L Oak.	10-10-0	2	2	2-0-0	3-1-0	17-16-0	
LaCorte	R Cal.	1-2-0	2	0	0-0-0	0-0-0	1-2-0	23-44-26
Ladd	R Mil.	4-9-3	1	1	0-1-0	0-2-1	8-16-31	
Lamp	R Tor.	8-8-9	7	0	0-2-0	0-3-4	33-29-29	61-70-29
Langford	R Oak.	0-0-0	0	0	0-0-0	6-9-0	69-90-0	69-91-0
Langston	L Sea.	17-10-0	2	2	0-0-0	0-0-0	17-10-0	
Lazorko	R Mil.	0-1-1	2	0	0-1-0	0-1-0	0-1-1	
Leal	R Tor.	13-8-0	1	1	0-0-0	2-6-0	48-52-1	
Leibrandt	L K.C.	11-7-0	2	2	1-0-0	1-0-0	11-7-0	27-24-0
Leiper	L Oak.	1-0-0	0	0	0-0-0	0-0-0	1-0-0	
Lopez	R Det.	10-1-14	4	0	0-0-0	4-0-0	54-25-80	
Lysander	R Min.	4-3-5	2	0	0-0-0	0-1-0	9-15-8	
Mirabella	L Tex.	9-13-0	4	2	0-1-0	0-1-0	10-17-0	
Mason, R.	R Det.	1-1-1	2	1	0-1-0	0-1-0	1-1-1	
McCatty	R Oak.	8-14-1	2	2	0-2-0	4-5-0	59-59-6	
McClure	L Mil.	4-8-1	2	2	0-0-0	2-2-0	40-41-31	
McLaughlin	R Tor.	2-1-0	2	1	0-0-0	2-3-2	24-25-31	
Mirabella	L Sea.	2-5-3	4	0	0-2-0	0-3-0	11-24-7	
Mitchell	R Bos.	0-0-0	1	0	0-0-0	0-0-0	0-0-0	
Monge	L Det.	1-0-0	0	0	0-0-0	3-1-6	30-35-47	49-40-56
Montefusco	R N.Y.	5-3-0	1	1	1-0-0	2-0-0	10-3-0	90-83-1
Moore	R Sea.	7-17-0	3	3	0-3-0	1-5-0	20-39-0	
Morris	R Det.	19-11-0	2	2	0-2-0	6-8-0	107-75-0	
Murray	R N.Y.	1-2-0	1	0	0-0-0	0-0-0	12-13-12	53-50-60
Musselman	R Tor.	0-2-1	0	0	0-0-0	0-0-0	1-2-1	
Nelson	R Chi.	3-5-1	1	1	0-1-0	2-3-0	12-18-1	
Niekro	R N.Y.	16-8-0	2	2	0-0-0	0-0-0	16-8-0	284-238-29
Niemann	L Chi.	0-0-0	0	0	0-0-0	0-0-0	0-0-0	4-5-0
Nipper	R Bos.	11-6-0	3	3	1-1-0	1-2-0	12-7-0	
Noles	R Tex.	2-3-0	2	0	0-0-0	0-0-0	2-3-0	23-36-6
Nunez	R Sea.	2-2-7	3	0	0-2-0	0-1-2	3-8-7	
O'Connor	L Min.	0-0-0	0	0	0-0-0	0-3-0	13-14-0	
Ojeda	L Bos.	12-12-0	3	3	1-0-0	4-2-0	35-28-0	
O'Neal	R Det.	2-1-0	1	0	0-0-0	0-0-0	2-1-0	
Pashnick	R Min.	2-1-0	0	0	0-0-0	0-0-0	7-8-0	
Petry	R Det.	18-8-0	3	3	3-0-0	9-6-0	78-51-0	
Porter	R Mil.	6-4-0	0	0	0-0-0	0-1-0	13-13-0	
Quisenberry	R K.C.	6-3-44	5	0	1-0-3	2-2-11	36-26-180	
Rainey	R Oak.	1-1-1	1	0	0-0-0	1-2-0	24-15-2	38-28-2
Rasmussen	L N.Y.	9-6-0	3	3	0-2-0	0-2-0	9-6-0	
Rawley	L N.Y.	2-3-0	2	1	1-0-0	2-6-2	47-58-40	57-64-40
Reed	R Chi.	0-6-12	4	0	0-1-0	0-1-0	0-6-12	146-140-103
Righetti	L N.Y.	5-6-31	4	0	0-1-3	3-4-3	38-29-32	
Rijo	R N.Y.	2-8-2	1	0	1-0-0	1-0-0	2-8-2	
Roberge	R Chi.	3-3-0	0	0	0-0-0	0-0-0	3-3-0	
Roman	R Cle.	0-2-0	0	0	0-0-0	0-0-0	0-2-0	
Romanick	R Cal.	12-12-0	3	3	2-0-0	0-0-0	12-12-0	
Rozema	R Det.	7-6-0	2	1	0-1-0	1-4-0	57-46-10	
Saberhagen	R K.C.	10-11-1	2	0	1-0-0	1-0-0	10-11-1	
Sanchez	R Cal.	9-7-11	5	0	0-1-1	2-1-2	26-21-20	
Scherrer	L Det.	1-0-0	3	0	0-0-0	0-0-0	1-0-0	4-5-11
Schmidt	R Tex.	6-6-12	5	0	0-1-1	0-4-1	13-	

### OPPOSING PITCHERS RECORDS

Pitcher	1984 R/L Club	1984 Overall W-L-S	vs. Orioles			Lifetime Record	
			1984 G	1984 W-L-S	Career W-L-S	Amer. Lg. W-L-S	Majors W-L-S
Waits	L Mil.	2-4-3	2	0	1-0-0	7-8-0	76-90-7
Walters	R Min.	0-3-2	1	0	0-0-0	0-0-0	1-4-4
Warren	R Oak.	3-6-0	2	2	0-2-0	0-2-0	8-9-0
Whitehouse	L Min.	2-2-1	0	0	0-0-0	0-0-0	8-2-2
Wilcox	R Det.	17-8-0	2	2	1-1-0	4-12-0	113-99-4
Williams	R Min.	3-5-0	2	2	1-1-0	1-3-0	35-38-2
Willis	R Det.	0-2-0	1	0	0-0-0	0-0-0	0-2-0
Willis	R K.C.	2-3-0	1	0	0-0-0	0-0-0	4-4-0
Witt	R Cal.	15-11-0	4	4	0-3-0	2-6-0	38-40-5
Wright	L Tex.	0-2-0	1	0	0-1-0	0-1-0	0-2-0
Young, C.	L Oak.	9-4-0	2	2	1-1-0	1-1-0	9-5-0
Young, M.	L Sea.	6-8-0	1	1	0-0-0	0-2-0	17-23-0
Zahn	L Cal.	13-10-0	1	1	0-1-0	2-11-0	103-93-0

NOTE: Anyone not listed above did not face the Orioles in 1984; also, records do not include post-season play.

### LEADING OPPOSING HITTERS VS. O'S—1984

Batting (20 or more ab): .458 (24-11), Johnson, Det.—.457 (35-16), Slaughter, K.C.—.452 (31-14), Beniquez, Cal.—.405 (42-17), Wynegar, N.Y.—.405 (42-17), Teufel, Min.  
 Hits: 19—Trammell, Det.  
 Runs: 12—Thornton, Cle. & Lansford, Oak.  
 Doubles: 6—Yount, Mil.  
 Triples: 3—Slaughter, K.C.  
 Home Runs: 5—Armas, Bos. & Lansford, Oak.  
 RBI: 14—Armas, Bos. . . . 12—Baylor, N.Y.  
 Walk: 16—Thornton, Cle. . . . Brunansky, Min.  
 Strikeouts: 13—Kittle, Chi.  
 Stolen Bases: 7—Butler, Cle. & Collins, Tor. . . . 5—Wilson, K.C.  
 Caught Stealing: 3—Trammell, Det.  
 Slugging: .782 (23-18)—Presley, Sea. . . . .771 (35-27)—Slaughter, K.C.  
 On Base: .514 (35-18)—McRae, K.C. . . . .509 (57-29)—Thornton, Cle.

### OPPOSING BATTERS RECORDS—1984 AND LIFETIME

PLAYER	1984 VS. ORIOLAS					LIFETIME VS. ORIOLAS						
	AVG.	G	AB	H	HR	RBI	AVG.	G	AB	H	HR	RBI
Aikens, W.: L	.182	6	11	2	1	3	.192	51	156	30	8	21
Allenson, G.: R	.500	1	4	2	0	0	.270	40	100	27	1	8
Almon, B.: R	.313	7	16	5	0	0	.286	35	112	32	0	10
Anderson, J.: R	.000	2	5	0	0	0	.234	34	77	18	1	9
Armas, T.: R	.319	11	47	15	5	14	.216	76	287	62	22	58
Ashford, T.: R	1.000	1	1	1	0	0	1.000	1	1	1	0	0
Baines, H.: L	.189	10	37	7	1	8	.214	53	196	42	5	29
Balboni, S.: R	.103	12	39	4	3	7	.141	22	64	9	3	7
Bando, C.: S	.214	5	14	3	0	2	.292	18	48	14	0	4
Bannister, A.: R	.375	3	8	3	0	0	.268	52	231	62	1	20
Barfield, J.: R	.231	8	26	6	1	3	.309	31	81	25	4	9
Barrett, M.: R	.333	13	48	16	0	7	.333	14	48	16	0	7
Baylor, D.: R	.353	10	34	12	4	12	.298	96	363	108	21	64
Bell, B.: R	.176	10	34	6	0	1	.246	160	606	149	10	61
Bell, G.: R	.234	12	47	11	2	6	.250	18	68	17	3	8
Beniquez, J.: R	.452	10	31	14	2	7	.340	93	324	110	5	33
Bergman, D.: L	.167	5	12	2	0	0	.100	9	20	2	0	0
Bernazard, T.: S	.238	13	42	10	0	5	.244	44	160	39	2	18
Biancalana, B.: S	.125	6	8	1	0	0	.125	6	8	1	0	0
Bochte, B.: L	.250	11	36	9	1	6	.268	91	317	85	5	39
Boggs, W.: L	.315	13	54	17	0	2	.305	32	128	39	0	5
Bonnell, B.: R	.242	11	28	6	0	4	.255	52	157	40	2	10
Boone, B.: R	.114	11	35	4	0	2	.194	33	108	21	2	14
Boston, D.: L	.000	2	3	0	0	0	.000	2	3	0	0	0
Bradley, P.: R	.222	9	27	6	0	1	.222	9	27	6	0	1
Bradley, S.: L	.222	3	9	2	0	1	.222	3	9	2	0	1
Brett, G.: L	.227	6	22	5	1	6	.318	115	437	139	15	65
Brookens, T.: R	.188	8	16	3	1	2	.231	62	186	43	3	19
Brouhard, M.: R	.100	5	10	1	0	0	.238	25	63	15	3	5
Brown, D.: S	.276	8	29	8	0	2	.292	19	65	19	0	4
Brown, M.: R	.353	5	17	6	0	2	.326	13	46	15	1	6
Brunansky, T.: R	.138	10	29	4	2	2	.220	34	118	26	7	19
Buckner, B.: L	.269	13	52	14	0	5	.269	13	52	14	0	5
Burroughs, J.: R	.500	5	2	1	0	1	.251	79	263	66	8	42
Bush, R.: L	.077	4	13	1	1	2	.194	14	31	6	1	5
Butler, B.: L	.200	13	45	9	0	3	.200	13	45	9	0	3
Calderon, I.: R	.500	2	4	2	0	0	.500	2	4	2	0	0
Carew, R.: L	.083	4	12	1	0	1	.313	177	684	214	4	70
Carter, J.: R	.389	5	18	7	1	4	.389	5	18	7	1	4
Castillo, C.: R	.207	10	29	6	0	2	.200	12	30	6	0	2
Castillo, M.: R	.077	5	13	1	0	0	.115	14	26	3	0	0
Clark, B.: R	.154	5	13	2	0	1	.190	35	100	19	4	15
Coles, D.: R	.167	5	18	3	0	0	.167	5	18	3	0	0
Collins, D.: S	.280	9	25	7	0	6	.272	43	136	37	0	11
Concepcion, O.: R	.296	8	27	8	0	4	.286	12	35	10	0	5
Cooper, C.: L	.220	13	50	11	2	4	.267	134	490	131	18	68
Cowens, A.: R	.333	11	45	15	2	10	.272	103	368	100	10	51
Cruz, J.: S	.182	11	33	6	1	2	.222	82	243	54	1	9
David, A.: L	.200	3	5	1	0	0	.200	3	5	1	0	0
Davis, A.: L	.205	12	44	9	0	3	.205	12	44	9	0	3

### OPPOSING BATTERS RECORDS—1984 AND LIFETIME

PLAYER	1984 VS. ORIOLAS					LIFETIME VS. ORIOLAS						
	AVG.	G	AB	H	HR	RBI	AVG.	G	AB	H	HR	RBI
Davis, B.: R	.000	7	19	0	0	1	.080	9	25	2	0	2
Davis M.: L	.200	9	25	5	0	3	.182	18	44	8	0	4
Dayett, B.: R	.294	8	17	5	1	4	.273	11	22	6	1	4
DeCinces, D.: R	.154	10	39	6	2	8	.273	26	99	27	5	17
Downing, B.: R	.238	12	42	10	3	7	.223	99	328	73	7	30
Dunbar, T.: L	.250	3	8	2	1	1	.250	3	8	2	1	1
Dybzinski, J.: R	.143	4	7	1	0	0	.077	25	26	2	0	2
Earl, S.: R	.000	2	0	0	0	0	.000	2	0	0	0	0
Easler, M.: L	.302	13	53	16	1	4	.302	13	53	16	1	4
Eisenreich, J.: L	.167	2	6	1	0	2	.250	3	8	2	0	3
Engle, D.: R	.344	9	32	11	1	5	.250	28	92	23	2	10
Essian, J.: R	.143	4	7	1	0	0	.241	52	137	33	3	18
Evans, Da.: L	.286	11	35	10	2	4	.286	11	35	10	2	4
Evans, Dw.: R	.275	13	51	14	0	3	.267	143	486	130	15	63
Faedo, L.: R	.238	6	21	5	1	3	.178	15	45	8	1	5
Fernandez, T.: S	.500	6	6	3	1	1	.500	6	6	3	1	1
Fischlin, M.: R	.000	1	0	0	0	0	.257	27	70	18	0	8
Fisk, C.: R	.280	8	25	7	2	4	.265	143	514	136	16	70
Fletcher, S.: R	.282	11	39	11	0	4	.278	23	72	20	0	7
Foley, M.: L	.125	3	8	1	0	0	.125	3	8	1	0	0
Foll, T.: R	.273	4	11	3	0	1	.300	26	90	27	0	11
Franco, J.: R	.327	13	52	17	0	2	.280	26	100	28	1	9
Gaetti, G.: R	.295	12	44	13	0	6	.295	34	122	36	4	17
Gamble, O.: L	.286	5	14	4	2	5	.205	89	239	49	12	34
Gantner, J.: L	.137	13	51	7	1	11	.194	67	211	41	3	37
Garbey, B.: R	.219	10	32	7	0	3	.219	10	32	7	0	3
Garcia, D.: R	.309	13	55	17	0	1	.241	47	187	45	0	6
Gasman, R.: L	.317	11	41	13	0	5	.279	25	68	19	0	8
Gibson, K.: L	.333	10	39	13	1	8	.286	42	147	42	5	19
Grich, B.: R	.269	7	26	7	3	6	.243	74	259	63	11	34
Griffey, K.: L	.306	9	36	11	1	5	.248	30	117	29	3	11
Griffin, A.: S	.231	12	39	9	1	4	.241	79	266	64	1	18
Grubb, J.: L	.211	7	19	4	0	1	.299	52	137	41	5	12
Gutierrez, J.: R	.217	13	46	10	0	1	.217	14	46	10	0	1
Hairston, J.: S	.308	7	13	4	0	2	.333	30	51	17	1	8
Hall, M.: L	.273	4	11	3	0	0	.273	4	11	3	0	0
Hancock, G.: L	.286	5	7	2	0	0	.317	24	63	20	1	5
Hargrove, M.: L	.000	8	4	0	0	0	.261	100	345	90	3	29
Harrah, T.: R	.150	7	20	3	0	3	.261	147	522	136	11	39
Hassey, R.: L	.259											

OPPOSING BATTERS RECORDS—1984 AND LIFETIME

PLAYER	1984 VS. ORIOLES						LIFETIME VS. ORIOLES					
	AVG.	G	AB	H	HR	RBI	AVG.	G	AB	H	HR	RBI
Mata, V.: R	.200	4	5	1	0	0	.200	4	5	1	0	0
Mattingly, D.: L	.326	12	46	15	1	10	.256	24	86	22	1	14
McRae, H.: R	.393	11	28	11	0	3	.301	118	428	129	9	65
Meacham, B.: S	.351	11	37	13	0	1	.275	17	51	14	0	1
Meier, D.: R	.000	4	12	0	0	0	.000	4	12	0	0	0
Mercado, O.: R	.222	3	9	2	0	2	.179	10	28	5	0	2
Milbourne, L.: S	.300	6	10	3	0	0	.235	64	166	39	0	14
Miller, D.: R	.333	4	9	3	0	0	.333	4	9	3	0	0
Miller, R.: L	.556	5	9	5	0	0	.259	129	324	84	0	19
Moore, C.: R	.000	4	4	0	0	0	.222	102	316	70	1	23
Moreno, O.: L	.321	10	28	9	0	0	.237	21	59	14	1	5
Morgan, J.: L	.238	6	21	5	1	7	.238	6	21	5	1	7
Moseby, L.: L	.255	13	51	13	0	2	.278	55	187	52	4	24
Moses, J.: L	.000	1	0	0	0	0	.231	10	13	3	0	0
Motley, D.: R	.243	12	37	9	0	3	.241	16	54	13	0	3
Mulliniks, R.: L	.316	8	19	6	0	1	.403	38	62	25	0	8
Murphy, D.: I	.364	9	33	12	1	6	.281	63	221	62	9	23
Nahorodny, B.: R	.143	3	7	1	0	0	.233	18	43	10	1	3
Narron, J.: L	.250	5	8	2	0	0	.167	23	42	7	0	2
Nichols, R.: R	.000	2	1	0	0	0	.360	23	50	18	2	7
Nixon, O.: S	.071	6	14	1	0	1	.080	12	25	2	0	1
O'Berry, M.: R	.000	3	8	0	0	0	.045	11	22	1	0	1
O'Brien, P.: L	.162	11	37	6	1	3	.150	23	80	12	2	9
Oglivie, B.: L	.351	10	37	13	0	3	.249	119	365	91	13	42
Orta, J.: L	.063	6	16	1	0	2	.232	88	272	63	3	37
Owens, S.: S	.206	11	34	7	0	1	.250	17	60	15	0	2
Paciorek, T.: R	.385	5	13	5	0	0	.291	48	179	52	4	25
Pagliariolo, M.: R	.300	6	20	6	2	8	.300	6	20	6	2	8
Parrish, Lance: R	.222	12	45	10	1	5	.241	86	315	76	15	42
Parrish, Larry: R	.234	12	47	11	3	4	.263	31	118	31	5	8
Perconte, J.: L	.311	12	45	14	0	2	.313	19	64	20	0	4
Perkins, B.: L	.000	5	3	0	0	0	.238	10	21	5	0	3
Pettis, G.: S	.100	11	30	3	0	0	.100	11	30	3	0	0
Phelps, K.: L	.231	8	26	6	2	4	.273	12	33	9	2	7
Phillips, T.: S	.317	12	41	13	1	5	.309	25	68	21	1	6
Picciolo, R.: R	.118	8	17	2	0	1	.188	50	101	19	0	5
Piniella, L.: R	.000	1	5	0	0	1	.282	152	511	144	5	59
Presley, J.: R	.304	6	23	7	3	7	.304	6	23	7	3	7
Pryor, G.: R	.314	11	35	11	1	4	.253	50	154	39	2	10
Puckett, K.: R	.292	6	24	7	0	1	.292	6	24	7	0	1
Putnam, P.: L	.143	5	7	1	0	2	.301	41	113	34	5	16
Randolph, W.: R	.308	10	39	12	0	1	.284	109	395	112	4	18
Ready, R.: R	.091	3	11	1	0	0	.091	3	11	1	0	0
Reed, J.: L	.250	2	4	1	0	0	.250	2	4	1	0	0
Rhomberg, K.: R	.000	1	1	0	0	0	.000	1	1	0	0	0
Rice, J.: R	.260	13	50	13	2	10	.325	129	504	164	31	98
Richardt, M.: R	.000	1	1	0	0	0	.204	14	54	11	0	4
Rivers, M.: L	.333	7	18	6	1	1	.280	109	418	117	4	21
Roberts, L.: R	.333	2	3	1	0	0	.236	64	203	48	7	25
Robertson, A.: R	.286	4	7	2	0	1	.222	20	54	12	1	4
Romero, E.: R	.348	9	23	8	1	2	.319	23	47	15	1	4
Sample, B.: R	.188	10	32	6	0	0	.248	46	145	36	5	14
Sanchez, O.: L	.000	1	1	0	0	0	.000	1	1	0	0	0
Schofield, D.: R	.200	10	20	4	0	0	.200	10	20	4	0	0
Schroeder, B.: R	.278	5	18	5	0	1	.278	5	18	5	0	1
Sconiens, D.: L	.222	5	9	2	0	0	.308	11	26	8	0	5
Scott, D.: S	.200	3	5	1	0	1	.200	3	5	1	0	1
Sheridan, P.: L	.364	10	33	12	1	3	.323	19	62	20	2	6
Simmons, N.: S	.250	1	4	1	0	1	.250	1	4	1	0	1
Simmons, T.: S	.222	8	27	6	0	3	.260	39	146	38	2	24
Skinner, J.: R	.125	4	8	1	0	0	.125	4	8	1	0	0
Slaughter, D.: R	.457	9	35	16	1	4	.405	22	74	30	1	4
Smalley, R.: S	.182	4	11	2	2	3	.274	91	317	87	13	38
Squires, M.: L	.125	8	16	2	0	2	.280	57	100	28	0	11
Stegman, D.: R	.250	8	16	4	0	1	.235	22	51	12	1	3
Stein, B.: R	.000	3	2	0	0	0	.295	60	183	54	3	13
Sullivan, M.: R	.500	1	2	1	0	0	.500	1	2	1	0	0
Sundberg, J.: R	.313	9	32	10	1	3	.301	110	362	109	7	43
Tabler, P.: R	.244	13	45	11	1	7	.320	21	75	24	1	8
Teufel, T.: R	.405	12	42	17	1	7	.383	14	47	18	1	7
Thomton, A.: R	.317	13	41	13	2	8	.265	73	249	66	9	39
Tolleson, W.: S	.160	8	25	4	0	1	.263	18	57	15	1	2
Trammell, A.: R	.365	13	52	19	1	9	.294	89	326	96	2	36
Upshaw, W.: L	.208	13	48	10	2	5	.210	53	186	39	4	15
Vukovich, G.: L	.308	9	26	8	0	3	.269	19	52	14	1	13
Wagner, M.: R	.250	5	4	1	0	0	.128	20	39	5	0	2
Walker, G.: L	.212	10	33	7	0	1	.235	18	51	12	0	2
Ward, G.: R	.292	12	48	14	1	4	.299	36	147	44	8	16
Washington, R.: R	.167	5	12	2	0	2	.325	24	80	26	1	13
Washington, U.: S	.357	4	14	5	1	1	.297	57	202	60	6	19
Wathan, J.: R	.182	5	11	2	0	0	.237	52	156	37	3	14
Webster, M.: S	.000	3	1	0	0	0	.000	3	1	0	0	0
Whitaker, L.: L	.184	12	49	9	0	3	.259	75	255	66	2	22
White, F.: R	.130	6	23	3	1	1	.242	98	314	76	4	28
Whitt, E.: L	.125	9	16	2	0	1	.236	40	106	25	2	14

OPPOSING BATTERS RECORDS—1984 AND LIFETIME

PLAYER	1984 VS. ORIOLES						LIFETIME VS. ORIOLES					
	AVG.	G	AB	H	HR	RBI	AVG.	G	AB	H	HR	RBI
Wilfong, R.: L	.333	7	24	8	1	5	.243	39	115	28	2	9
Wilkerson, C.: S	.189	11	37	7	0	2	.189	11	37	7	0	2
Willard, J.: L	.222	3	9	2	1	1	.222	3	9	2	1	1
Wilson, W.: S	.273	8	33	9	0	2	.277	62	256	71	1	10
Winfield, D.: R	.271	12	48	13	0	7	.255	50	200	51	8	26
Wright, G.: S	.231	7	26	6	2	6	.287	31	122	35	2	14
Wynegar, B.: S	.405	12	42	17	0	3	.271	79	273	74	5	36
Yost, N.: R	.143	8	28	4	2	5	.115	17	52	6	3	7
Yount, R.: R	.333	13	51	17	1	7	.276	138	521	144	15	65

NOTE: Anyone not listed above did not face the Orioles in 1984 (except Fred Lynn).

CAREER STATS VS. ORIOLES OF CURRENT PLAYERS WHO DID NOT FACE O's IN 1984

PLAYER	AVG.	G	AB	H	HR	RBI
Allen, R.: R	.000	2	4	0	0	0
Burleson, R.: R	.275	113	429	118	5	32
Dent, B.: R	.266	108	350	93	4	36
Espino, J.: R	.000	3	7	0	0	1
Jones, L.: R	.236	35	89	21	0	9
Meyer, D.: L	.216	81	264	57	4	31
Molitor, P.: R	.295	66	278	82	5	27
Nelson, R.: L	.125	5	16	2	0	0
Newman, J.: R	.195	57	169	33	4	12
Page, M.: L	.172	40	128	22	2	7
Quirk, J.: L	.131	26	61	8	1	4
Ramos, D.: R	.200	7	15	3	0	0
Remy, J.: L	.239	85	309	74	0	19
Stapleton, D.: R	.258	40	159	41	2	12
Thomas, G.: R	.207	104	338	70	18	54
Valentine, E.: R	.000	5	8	0	0	1
Walker, C.: S	.105	7	19	2	0	1
Zisk, R.: R	.279	55	201	56	12	26

1984 OPPOSING CLUB BATTING VS. ORIOLES

Club	Avg.	G	AB	R	H	HR	R/GM
BOSTON	.296	13	459	55	136	8	4.23
CALIFORNIA	.234	12	393	47	92	14	3.92
CHICAGO	.201	12	393	38	79	10	3.17
CLEVELAND	.246	13	427	57	105	6	4.38
DETROIT	.260	13	443	53	115	9	4.08
KANSAS CITY	.258	12	395	49	102	9	4.08
MILWAUKEE	.251	13	426	56	107	8	4.31
MINNESOTA	.277	12	401	58	111	12	4.83
NEW YORK	.294	13	449	69	132	14	5.31
OAKLAND	.284	12	401	58	114	14	4.83
OAKLAND	.284	12	401	58	114	14	4.83
SEATTLE	.242	12	409	44	99	10	3.67
TEXAS	.217	12	405	35	88	13	2.92
TORONTO	.262	13	432	48	113	10	3.69
Totals	.256	162	5433	667	1393	137	4.12

ORIOLES 1984 BATTING VS. OPPONENTS

Season	G	Avg.	AB	R	H	HR	R/GM
Season (85-77)	162	.252	5456	681	1374	160	4.20
Balto. (44-37)	81	.249	2647	319	660	82	3.94
Road (41-40)	81	.254	2809	362			

**ORIOLES 1984 INDIVIDUAL BATTING**

	CRUZ				DAUER				DEMPSEY			
	Avg.	AB	H	HR RBI	Avg.	AB	H	HR RBI	Avg.	AB	H	HR RBI
Season	.218	142	31	3 9	.254	397	101	2 24	.230	330	76	11 34
Home	.179	67	12	0 0	.249	185	46	1 10	.228	145	33	6 16
Road	.253	75	19	3 9	.259	212	55	1 14	.232	185	43	5 18
vs. Bos.	.000	4	0	0 0	.316	19	6	0 0	.211	19	4	0 1
Cal.	.333	3	1	0 0	.326	43	14	0 4	.265	34	9	4 6
Chi.	.000	13	0	0 0	.111	27	3	0 1	.235	17	4	0 2
Cle.	.273	22	6	0 2	.273	33	9	1 3	.222	27	6	0 0
Det.	.000	5	0	0 0	.259	27	7	0 1	.263	38	10	2 4
K.C.	.190	21	4	1 1	.346	26	9	0 3	.423	26	11	2 4
Mil.	.000	6	0	0 0	.176	34	6	0 2	.250	20	5	1 4
Min.	.200	10	2	1 2	.333	15	5	0 0	.133	15	2	0 0
N.Y.	.000	5	0	0 0	.361	36	13	0 1	.222	36	8	1 6
Oak.	.200	10	2	0 0	.250	40	10	1 6	.148	27	4	1 2
Sea.	.389	18	7	1 3	.273	33	9	0 2	.143	28	4	0 1
Tex.	.308	13	4	0 1	.194	36	7	0 1	.300	20	6	0 3
Tor.	.417	12	5	0 0	.107	28	3	0 0	.130	23	3	0 1
East	.204	54	11	0 2	.249	177	44	1 7	.221	163	36	4 16
West	.227	88	20	3 7	.259	220	57	1 17	.240	167	40	7 18
1st Half	.213	108	23	2 8	.256	223	57	1 15	.200	155	31	2 13
2nd Half	.235	34	8	1 1	.253	174	44	1 9	.257	175	45	9 21
vs Left	.253	83	21	2 6	.243	111	27	0 4	.282	85	24	5 13
vs Right	.169	59	10	1 3	.259	286	74	2 20	.212	245	52	6 21
Pinch Hitter	.357	14	5	1 2	.000	2	0	0 0	.000	0	0	0 0
Des. Hitter	.000	0	0	0 0	—	—	—	—	—	—	—	—
Longest Hit Streak-6				Longest Hit Streak-5				Longest Hit Streak-6				

	DWYER				FORD				GROSS			
	Avg.	AB	H	HR RBI	Avg.	AB	H	HR RBI	Avg.	AB	H	HR RBI
Season	.255	161	41	2 21	.231	91	21	1 5	.216	342	74	22 64
Home	.236	89	21	1 10	.217	46	10	0 1	.213	164	35	12 29
Road	.278	72	20	1 11	.244	45	11	1 4	.219	178	39	10 35
vs. Bos.	.250	20	5	0 5	—	—	—	—	.185	27	5	0 4
Cal.	.238	21	5	0 2	—	—	—	—	.125	40	5	1 7
Chi.	.000	8	0	0 0	.750	4	3	0 0	.300	30	9	3 4
Cle.	.067	15	1	0 0	.091	22	2	0 0	.433	30	13	3 8
Det.	.278	18	5	0 1	—	—	—	—	.158	38	6	2 4
K.C.	.000	3	0	0 0	.333	12	4	0 1	.286	7	2	1 2
Mil.	.400	15	6	0 3	—	—	—	—	.156	32	5	3 7
Min.	.300	10	3	0 3	.333	9	3	1 1	.160	25	4	2 4
N.Y.	.556	9	5	1 1	—	—	—	—	.250	16	4	1 4
Oak.	.077	13	1	0 2	.200	5	1	0 0	.381	21	8	2 9
Sea.	.000	6	0	0 1	—	—	—	—	.182	22	4	1 5
Tex.	.667	12	8	1 1	.125	16	2	0 3	.217	23	5	2 3
Tor.	.182	11	2	0 2	.261	23	6	0 0	.129	31	4	1 3
East	.273	88	24	1 12	.178	45	8	0 0	.213	174	37	10 30
West	.233	73	17	1 9	.283	46	13	1 5	.220	168	37	12 34
1st Half	.248	129	32	1 16	.304	23	7	1 1	.216	162	35	10 28
2nd Half	.281	32	9	1 5	.206	68	14	0 4	.217	180	39	12 36
vs Left	.286	7	2	0 0	.222	27	6	0 2	.000	5	0	0 0
vs Right	.253	154	39	2 21	.234	64	15	1 3	.220	337	74	22 64
Pinch Hitter	.259	27	7	1 5	.000	1	0	0 0	.308	13	4	0 2
Des. Hitter	.000	5	0	0 0	.226	31	7	0 0	.000	5	0	0 0
Longest Hit Streak-5				Longest Hit Streak-4				Longest Hit Streak-5				

	LOWENSTEIN				LYNN				MURRAY			
	Avg.	AB	H	HR RBI	Avg.	AB	H	HR RBI	Avg.	AB	H	HR RBI
Season	.237	270	64	8 28	.270	518	140	23 79	.306	588	180	29 110
Home	.205	127	26	2 8	.278	18	5	0 0	.329	283	93	18 57
Road	.266	143	38	6 20	.270	500	135	23 79	.285	305	87	11 53
vs. Bos.	.000	6	0	0 0	.324	34	11	1 4	.118	51	6	1 6
Cal.	.250	28	7	1 6	—	—	—	—	.386	44	17	3 13
Chi.	.125	24	3	1 2	.250	40	10	5 10	.250	48	12	4 8
Cle.	.208	24	5	0 0	.425	40	17	3 10	.326	46	15	2 6
Det.	.179	28	5	1 6	.304	46	14	1 7	.186	43	8	2 5
K.C.	.125	16	2	0 1	.163	43	7	0 6	.357	42	15	3 11
Mil.	.273	22	6	1 3	.273	44	12	1 3	.356	45	16	4 6
Min.	.256	39	10	2 3	.289	45	13	2 6	.326	43	14	2 10
N.Y.	.600	5	3	0 0	.314	35	11	2 10	.314	51	16	1 5
Oak.	.286	21	6	0 0	.367	49	18	2 9	.308	39	12	1 8
Sea.	.267	15	4	1 4	.138	29	4	1 3	.425	40	17	3 13
Tex.	.292	24	7	0 2	.067	30	2	0 0	.347	49	17	2 12
Tor.	.333	18	6	1 1	.212	52	11	2 5	.319	47	15	1 7
East	.243	103	25	3 10	.305	282	86	13 45	.269	283	76	11 35
West	.234	167	39	5 18	.229	236	54	10 34	.341	305	104	18 75
1st Half	.250	184	46	5 19	.263	262	69	10 29	.315	305	96	17 72
2nd Half	.209	86	18	3 9	.277	256	71	13 50	.297	283	84	12 38
vs Left	.500	2	1	0 0	.226	133	30	6 25	.267	150	40	5 20
vs Right	.235	268	63	8 28	.286	385	110	17 54	.320	438	140	24 90
Pinch Hitter	.231	26	6	0 3	.400	5	2	0 0	—	—	—	—
Des. Hitter	.215	65	14	2 6	—	—	—	—	.286	7	2	0 2
Longest Hit Streak-5				Longest Hit Streak: 10				Longest Hit Streak-22				

\*Lynn vs. Bal.: Avg. -.323, AB-31, H-10, HR-3, RBI-6

	NOLAN				RAYFORD				RIPKEN			
	Avg.	AB	H	HR RBI	Avg.	AB	H	HR RBI	Avg.	AB	H	HR RBI
Season	.290	62	18	1 9	.256	250	64	4 27	.304	641	195	27 86
Home	.267	30	8	0 5	.280	143	40	4 19	.287	307	88	16 44
Road	.313	32	10	1 4	.224	107	24	0 8	.320	334	107	11 42
vs. Bos.	.000	1	0	0 0	.333	27	9	0 4	.358	53	19	2 7
Cal.	.375	16	6	0 3	.000	4	0	0 0	.326	46	15	1 7
Chi.	1.000	1	1	0 1	.263	19	5	1 1	.440	50	22	7 16
Cle.	.000	6	0	0 0	.261	23	6	1 4	.354	48	17	1 3
Det.	.000	0	0	0 0	.143	7	1	0 0	.227	44	10	0 3
K.C.	—	—	—	—	.286	35	10	0 2	.354	48	17	4 9
Mil.	.500	2	1	0 1	.364	22	8	0 2	.189	53	10	2 9
Min.	.273	11	3	0 1	.313	16	5	1 1	.313	48	15	1 5
N.Y.	.000	2	0	0 0	.316	19	6	0 3	.231	52	12	2 5
Oak.	.167	6	1	0 0	.350	20	7	0 2	.231	52	12	0 2
Sea.	.250	8	2	0 1	.111	18	2	0 1	.319	47	15	4 8
Tex.	—	—	—	—	.120	25	3	0 3	.362	47	17	2 7
Tor.	.444	9	4	1 2	.133	15	2	1 4	.264	53	14	1 5
East	.250	20	5	1 3	.283	113	32	2 17	.271	303	82	8 32
West	.310	42	13	0 6	.234	137	32	2 10	.334	338	113	19 54
1st Half	.350	20	7	1 4	.302	129	39	2 20	.290	334	97	14 43
2nd Half	.262	42	11	0 5	.207	121	25	2 7	.319	307	98	13 43
vs Left	—	—	—	—	.302	106	32	3 14	.308	159	49	7 21
vs Right	.290	62	18	1 9	.293	62	18	1 9	.303	482	146	20 65
Pinch Hitter	.267	15	4	1 3	.250	4	1	0 2	—	—	—	—
Des. Hitter	.303	33	10	0 4	—	—	—	—	—	—	—	—
Longest Hit Streak-3				Longest Hit Streak-6				Longest Hit Streak-11				

	ROENICKE				SAKATA				SHELBY			
	Avg.	AB										

**ORIOLES LIFETIME INDIVIDUAL BATTING**

	DAUER				DEMPSEY				Dwyer						
	AB	H	HR	RBI	AVG	AB	H	HR	RBI	AVG	AB	H	HR	RBI	AVG
Career	3621	942	41	358	.260	3260	779	53	299	.239	1012	276	30	136	.273
Balt	1776	459	14	180	.258	1412	327	26	125	.232	321	90	11	48	.280
Away	1845	483	27	178	.262	1848	452	27	174	.245	691	186	19	88	.269
vs. Bos.	275	77	3	27	.280	245	48	7	22	.196	64	18	1	14	.281
Cal.	320	100	3	31	.313	258	61	7	34	.236	117	32	2	13	.274
Chi.	267	70	2	27	.262	259	70	4	29	.270	53	13	2	5	.245
Cle.	304	68	4	30	.224	260	62	4	24	.238	93	20	3	9	.215
Det.	321	87	3	28	.271	265	60	3	17	.226	128	40	6	17	.313
K.C.	255	61	1	29	.239	245	61	6	26	.249	51	12	1	7	.235
Mil.	300	85	4	37	.283	322	75	6	29	.233	84	28	2	16	.333
Min.	224	61	3	22	.272	219	65	2	24	.297	40	10	2	9	.250
N.Y.	281	68	3	22	.242	291	70	5	27	.241	65	18	1	4	.277
Oak.	285	76	4	28	.267	242	50	4	14	.207	78	17	1	9	.218
Sea.	253	64	4	30	.253	205	48	0	12	.234	59	12	0	8	.203
Tex.	234	53	2	13	.226	197	49	0	16	.249	58	16	1	6	.276
Tor.	302	72	5	35	.238	199	48	5	24	.241	112	37	7	17	.330
vs. East	1783	457	22	179	.256	1635	375	30	144	.229	556	164	21	79	.295
vs. West	1838	485	19	180	.264	1625	404	23	155	.249	456	112	9	57	.246
1st Half	1775	456	21	183	.251	1756	400	30	163	.228	844	214	19	87	.254
2nd Half	1846	486	20	175	.262	1504	379	23	136	.252	891	232	22	114	.260

	FORD				GROSS				LOWENSTEIN						
	AB	H	HR	RBI	AVG	AB	H	HR	RBI	AVG	AB	H	HR	RBI	AVG
Career	4088	1109	120	565	.271	2906	676	110	378	.233	3450	879	116	439	.255
Balt	550	140	12	64	.255	252	50	17	36	.198	787	204	33	123	.259
Away	3538	969	108	501	.274	2654	626	93	340	.236	2663	675	83	316	.253
vs. Bos.	268	70	2	27	.261	228	51	9	33	.224	343	86	8	30	.251
Cal.	292	88	6	35	.301	275	61	5	33	.222	261	75	10	35	.287
Chi.	399	112	11	50	.281	239	62	13	32	.259	206	55	5	25	.267
Cle.	318	85	9	47	.267	190	50	8	28	.263	126	19	1	11	.151
Det.	236	56	8	34	.237	238	49	11	20	.206	341	84	10	38	.246
K.C.	376	100	11	60	.266	184	40	6	23	.217	224	66	4	24	.295
Mil.	255	65	3	37	.255	213	51	6	32	.239	398	119	13	61	.299
Min.	183	45	8	31	.246	221	55	11	33	.249	278	67	12	36	.241
N.Y.	253	65	4	15	.257	156	29	7	19	.186	256	60	9	35	.234
Oak.	348	102	16	57	.293	21	8	2	9	.381	245	65	11	40	.265
Sea.	286	83	14	45	.290	251	59	9	34	.235	140	38	11	33	.271
Tex.	384	100	10	52	.260	265	64	10	35	.242	269	66	9	32	.245
Tor.	235	63	10	37	.268	261	61	7	31	.234	209	45	9	25	.216
vs. East	1820	479	44	235	.269	1450	327	54	179	.226	1827	447	54	214	.245
vs. West	2268	630	76	330	.278	1456	349	56	199	.240	1623	432	62	225	.266
1st Half	2219	588	73	311	.265	1659	386	61	207	.233	1871	492	62	246	.263
2nd Half	1869	521	47	254	.279	1247	290	49	171	.233	1579	381	54	202	.241

	LYNN				MURRAY				NOLAN						
	AB	H	HR	RBI	AVG	AB	H	HR	RBI	AVG	AB	H	HR	RBI	AVG
Career	4745	1400	195	791	.295	4546	1355	227	807	.298	465	120	12	68	.258
Balt	217	58	4	19	.267	2220	671	108	394	.302	223	59	5	31	.265
Away	4528	1342	191	772	.296	2326	684	119	413	.294	242	61	7	37	.252
vs. Bos.	124	34	4	18	.274	379	109	21	63	.288	35	7	0	5	.200
Cal.	218	60	7	31	.215	351	114	18	68	.325	44	12	1	6	.273
Chi.	303	90	13	50	.304	314	92	18	58	.293	29	7	0	4	.241
Cle.	409	125	21	76	.306	363	127	16	70	.350	52	14	1	10	.269
Det.	447	142	19	86	.318	410	103	24	77	.251	40	13	2	5	.325
K.C.	359	94	12	60	.262	332	95	14	48	.286	20	5	0	3	.250
Mil.	424	119	19	68	.281	372	118	22	74	.318	39	16	3	13	.410
Min.	376	127	22	82	.338	331	105	16	65	.317	50	14	1	4	.280
N.Y.	366	107	13	65	.292	386	104	16	55	.269	27	6	1	4	.222
Oak.	373	109	14	61	.292	320	94	21	59	.294	31	3	0	0	.097
Sea.	301	88	17	58	.292	311	89	13	56	.286	38	12	1	6	.316
Tex.	328	103	13	38	.314	317	88	9	46	.278	16	3	0	1	.188
Tor.	293	77	10	37	.263	361	117	19	68	.324	44	8	2	7	.182
vs. East	2486	727	97	411	.292	2270	678	118	407	.299	237	64	9	44	.270
vs. West	2258	673	98	380	.298	2276	677	109	400	.297	228	56	3	24	.246
1st Half	2488	770	111	417	.309	2353	676	104	394	.287	546	155	12	71	.284
2nd Half	2257	630	84	374	.279	2193	679	123	413	.310	870	222	15	101	.255

	RAYFORD				RIPKEN				ROENICKE						
	AB	H	HR	RBI	AVG	AB	H	HR	RBI	AVG	AB	H	HR	RBI	AVG
Career	321	75	7	33	.234	1941	569	82	281	.293	1992	506	91	309	.254
Balt	180	45	5	21	.250	931	262	39	142	.281	967	237	37	144	.245
Away	141	30	2	12	.213	1010	307	43	139	.304	1025	269	54	165	.262
vs. Bos.	31	9	0	4	.290	158	43	4	15	.272	124	30	7	25	.242
Cal.	13	3	1	2	.231	148	47	6	29	.318	147	45	9	32	.306
Chi.	25	6	1	1	.240	140	41	10	25	.293	160	37	9	32	.231
Cle.	30	8	1	5	.267	147	41	3	12	.279	155	42	8	31	.271
Det.	16	2	1	2	.125	143	38	8	20	.266	139	21	2	16	.151
K.C.	50	12	0	2	.240	142	39	8	21	.275	164	40	13	26	.244
Mil.	22	8	0	2	.364	171	52	8	32	.304	148	44	6	14	.297
Min.	20	5	1	1	.250	143	48	8	25	.336	181	59	9	25	.326
N.Y.	19	6	0	3	.316	153	41	7	28	.268	218	53	8	32	.243
Oak.	22	8	1	3	.364	158	41	6	16	.259	163	39	8	30	.239
Sea.	28	2	0	1	.071	145	44	5	21	.303	118	25	3	15	.212
Tex.	26	4	0	3	.154	147	51	5	22	.347	152	43	8	21	.283
Tor.	19	2	1	4	.105	146	43	4	15	.295	123	28	1	10	.228
vs. East	137	35	3	20	.255	918	258	34	122	.281	907	218	32	128	.240
vs. West	184	40	4	13	.217	1023	311	48	159	.304	1085	288	67	181	.265
1st Half	177	45	4	24	.254	933	261	38	135	.280	1112	289	46	165	.260
2nd Half	144	30	3	9	.208	1008	308	44	146	.306	970	237	47	149	.244

	SAKATA				SHELBY				YOUNG					
	AB	H	HR	RBI	AVG	AB	H	HR	RBI	AVG	AB	H	HR	RBI

## JOURNEY TO JAPAN '84 (Cont.)

The Giants' 10-5 victory over the O's on Nov. 14 in Shizuoka in the final game between the 2 clubs represented their 1st win ever against Baltimore in 17 lifetime games (O's are now 13-1-3). The O's beat the Giants in Miami in a spring training matchup in '71, then went 8-0-3 against them on the Japan tour that fall.

(3) 35 Home Runs: As a club the O's excelled in the power game, bashing 35 home runs in the 14 games. The average of 2½ homers per game was a record for a touring American team (excluding the major league all stars of '53 who whacked 42 long balls in only 12 games) and was 2nd in gross output only to the '56 Brooklyn Dodgers who hit 40 in 19 games.

(4) Not-So-Secret Weapon, Eddie Murray: His stats tell the story. He batted .367 (18-for-49), with 3 doubles, 9 homers, 9 walks, 22 rbi (in 14 games mind you) and drove in the game-winner in 5 of the O's 8 victories.

Thru the first 4 games of the tour, Eddie was 4-for-14 (.286) with 4 rbi and no home runs. In the last 10 games, he hit .389 (14-for-36) with 9 homers and 18 rbi.

One of those home runs stood out above the rest. It was a shot off Giants' righthander Hiromi Makihara at Fukuoka's Heiwadai Stadium on Nov. 11. The drive a 2-run shot completely cleared the rightfield stands while traveling, according to some estimates, as far as 600 feet. It was one of the longest home runs veteran Japan baseball observers have ever seen.

(5) Rookie Standouts: Two rookies in the O's 29-player entourage enjoyed outstanding success in Japan. Outfielder Larry Sheets tied Al Bumbry for the club lead in batting at .400 (16-for-40) and was 2nd in rbi (11 in 13 games) and homers (tied with Cal Ripken and Todd Cruz).

Nate Snell who like Sheets came up with the O's in September relieved in 7 games and compiled a 4-0 record with a nifty 1.08 era (2 er, 16.2 ip) and 15 strikeouts.

Jim Traber who had a banner year at Hagerstown and Charlotte before making his big league debut in the final 2 weeks of the season also had his moments. He batted .286 (28-8), hit 2 homers (both in the same game) and drove in 6 runs.

(6) Other Good Shows: After a slow start, Cal Ripken came alive. After 5 games he was batting only .231 (26-6) with one home run and one rbi . . . In the last 9 games, Rip raised his average to a final .315, hit 3 more homers and drove in 8 more runs.

Todd Cruz who hit only 3 home runs in 146 at bats during regular season, had 4 in 17 at bats on the tour including 2 in the O's 1st win against the Carp . . . Al Bumbry batted .400 (25-10) and hit 2 homers in a game for the 1st time in his pro career (there were 5 2-homer efforts on the trip including 2 by Murray) . . . In limited duty, Jim Dwyer batted .300 (20-6).

Summary: As a club the O's had a slight edge over their Japanese opponents in hitting .266 (512-136) to .261 (460-120), out-scored them 87 to 77, had a commanding lead in home runs 35 to 12, and out-pitched them 4.94 to 6.00 (though neither figure was much to write home about). There was one area in which the Japanese totally dominated. They stole 22 bases in the 14 games while the O's swiped only 6.

With the exception of Snell's performance, the O's pitching staff was generally ineffective, a problem compounded by Mike Boddicker's illness and the absence of Tippy Martinez and Scott McGregor, neither of whom made the trip because of injuries.

Sammy Stewart had a kind of "Jekyll and Hyde" experience in Japan. He appeared in 5 of the O's 1st 6 games, picked up 4 saves and didn't allow a run in 6 innings. After that, in 3 additional outings, Sammy was touched for 10 earned runs in 5 innings.

Lenn Sakata, the only current major leaguer of Japanese ancestry (he's a 4th generation American), hit only .207 (29-6), but had the gwrbi on a 2-run 9th inning single in the game that clinched the series against the Carp and later added a home run.

### NOTES

Japanese Baseball: Japan has 2 major leagues, the Central and Pacific, each with 6 clubs . . . There are 7 teams in the Tokyo (Kanto) area including 4 in Tokyo proper and one each in Yokohama, Kawasaki and Tokorozawa and 4 clubs in or near Osaka (Kansai). Only 2 franchises are located outside those 2 regions: Hiroshima Carp and Chunichi (Nagoya) Dragons.

The Carp won the right to play the Orioles in the 1st 5 games by

besting the Pacific League champion Hankyu Braves (Osaka) in a 7 game Japan Series. One of the secrets to the Carps' success in the series was silencing the big bat of the Braves Boomer Wells, the former Twin and Indian and "Minor League Player of the Year" in '82.

During the regular season (130 games in Japan) Wells became the first "gaijin" (foreigner) to win a triple crown. He led the Pacific League in average (.355), home runs (37) and rbi (130) as well as in total bases (309) and gwrbi (21).

Japanese teams may sign up to 2 foreign players each, but the only American to see action vs. the O's was former Rangers hurler Dave Rajsich (Now under contract to the Rochester Red Wings) for the Carp. Their other American was Tim Ireland (former KC Royal) who had been sidelined with a broken collarbone. The Giants had Reggie Smith and Warren Cromartie (former Expo) in '84, but Smith retired at end of the season and Cromartie had returned home.

Travel: The 103 passenger contingent on the Japan Air Lines DC 8 charter (including wives, companions, media representatives and other friends of the club) was led by Orioles owner Edward Bennett Williams, Executive Vice-President Hank Peters and former Baseball Commissioner Bowie Kuhn.

The flight left Baltimore-Washington International Airport at 11:38 A.M. and, after a stop in Anchorage, Alaska, arrived at Tokyo's Narita International Airport just short of 16 hours later at 5:30 P.M. Japan time (in Japan it is 14 hours later than in Baltimore (13 when U.S. is on daylight time).

The O's played their 14 games in 12 different ballparks from Tokyo to Kumamoto on the southern island of Kyushu and traveled between cities by airplane, "bullet train" (shinkansen) and bus.

Governor/Mayor: During their stay the O's had plenty of support from home. Governor Harry Hughes led a contingent to Japan from the State of Maryland and the Economic Development Council of Greater Baltimore for business and good will purposes early in the tour. That trip was climaxed by a large reception at the Okura Hotel in Tokyo, hosted by the State, the EDC and the Orioles in honor of the Yomiuri Shimbun.

Toward the end of the trip, Mayor William Donald Schaefer escorted a delegation on a similar visit to Kawasaki, Baltimore's Sister City, (near Tokyo) where the Mayor formally presented a gift to the people of Kawasaki, a large sculpture ("The Red Buoyant"), designed by local sculptress Mary Ann Mears, from the citizens of Baltimore. Among those who accompanied the Mayor, was Dr. Hiroshi Nakazawa, president of the Baltimore-Kawasaki Sister City Committee.

Sadaharu Oh came to Baltimore in January to accept a special retroactive "Babe Ruth" Crown at the 32nd annual "Tops in Sports" baseball dinner, sponsored by the Maryland Professional Baseball Players Association. The crown is presented selectively to former players for past home run exploits. The man who made the presentation to Oh-San was Hank Aaron whose 755 career home runs represent the American Record. It was the 1st time that award had been presented to someone who had not played major league baseball in the U.S.

The crowd of some 2,300 baseball fans greeted Oh enthusiastically several times during the evening with a special chant, "Oh, Oh, Oh," then accorded him a full standing ovation when he received his award. He was the hit of the evening. Deservedly so!

During his 22 years as a player ('59 thru '80), all with the Tokyo Yomiuri Giants, Oh averaged 39 homers and 99 rbi, batted .301, won 15 home run titles, was a 5-time batting champion, captured 2 triple crowns, led the Central League in rbi 13 times, won 9 "mvp" awards and 9 Diamond Gloves (for fielding excellence at 1st base) and drew 2,504 walks (average 114 per year). He also played on 14 pennant winners, including 9 straight Japan championship teams ('65 thru '73).

Miscellaneous: There are 4 Japanese stadiums with artificial turf and all other ballparks are natural except that the infields are all dirt. Only the outfields have grass . . . Murray's 9 homers matched Johnny Bench's output for the Reds in 17 '78 games, and was only 2 shy of Hank Sauer's record 11 for the New York Giants in '53 (14 games) . . . Babe Ruth hit 16 in '34, but that was before Japanese professional baseball had developed . . . Twenty-two former Orioles have played for teams in the Pacific and Central Leagues, including Don Buford, Dave Johnson, Jim Gentile, Jerry Adair and Bob Nieman.

Media: Baltimore baseball writers Jim Henneman (Evening Sun) and Richard Justice (Morning Sun) accompanied the O's as did Jon Miller and Tom Marr, the O's two radio play-by-play broadcasters, who did the first 9 games back to Baltimore via the O's flagship station WFBR.



WMAR-TV (Ch. 2), the O's commercial tv flagship, also sent a crew led by Sports Director **John Saunders** to do features during the 1st week of the tour, and Home Team Sports (HTS) which carries O's games on cable televised the opening game of the trip with old Japan hands **Marty Kuehnert** and **Wayne Graczyk** handling the description.

**ORIOLES GAME-BY-GAME RECORD IN JAPAN**

Gm	Date	Score	W/L/T	O's Pitcher	Of Record	Opponent	Site
1	Oct. 27	0-1	L	Boddicker (0-1)		Hiroshima Carp	Tokyo (Korakuen)
2	Oct. 28	5-3	W	Snell-r (1-0)		Hiroshima Carp	Tokyo (Korakuen)
3	Oct. 30	5-3	W	Swaggerty-r (1-0)		Hiroshima Carp	Tokorozawa (Seibu)
4	Oct. 31	7-5	W	Snell-r (2-0)		Hiroshima Carp	Yokohama
5	Nov. 1	5-2	W	Flanagan-s (1-0)		Hiroshima Carp	Osaka (Osaka)
6	Nov. 3	7-4	W	Davis-s (1-0)		Tokyo Giants	Tokyo (Korakuen)
7	Nov. 4	4-5	L	Boddicker-s (0-2)		Japan All-Stars	Osaka (Koshien)
8	Nov. 6	7-8	L	Stewart-r (0-1)		Japan All-Stars	Okayama
9	Nov. 7	5-5	T	—		Giants/Carp	Hiroshima
10	Nov. 9	11-6	W	Snell-r (3-0)		Tokyo Giants	Kumamoto (Fujiakida)
11	Nov. 10	9-8	W	Underwood-r (1-0)		Tokyo Giants	Kita Kyushu (Kokura)
12	Nov. 11	13-9	W	Snell-r (4-0)		Tokyo Giants	Fukuoka (Heiwadal)
13	Nov. 13	4-8	L	D. Martinez-s (0-1)		Giants/Chunichi Dragons	Nagoya
14	Nov. 14	5-10	L	Flanagan-s (1-1)		Tokyo Giants	Shizuoka

**PREVIOUS JAPAN TRIPS BY AMERICAN TEAMS**

Year	Ballclub	Record W/L/T
1908	Reach All-American Team	19-0-0
1913	John McGraw's NY Giants & Charles Comiskey's Chicago White Sox (Around the World Tour)	—
1922	Herb Hunter's All-Stars (Stengel, Hoyt, Pennock)	12-1
1931	Herb Hunter & Fred Lieb All-Stars (Gehrig & 6 Other Hall of Famers)	17-0
1934	Babe Ruth & Lou Gehrig All-Stars	16-0
1951	Joe DiMaggio & Lefty O'Doul All-Stars	13-1-1
1953	New York Giants	12-1-1
1953	Eddie Lopat All-Stars	11-1
1955	New York Yankees	15-0-1
1956	Brooklyn Dodgers	14-4-1
1958	St. Louis Cardinals	14-2
1960	San Francisco Giants	11-4-1
1962	Detroit Tigers	12-4-2
1966	Los Angeles Dodgers	9-8-1
1968	St. Louis Cardinals	13-5-0
1971	Baltimore Orioles	12-2-4
1974	New York Mets	9-7-2
1978	Cincinnati Reds	14-2-1
1979	A.L. All-Stars/N.L. All-Stars	1-1-0
1981	Kansas City Royals	9-7-1
1984	Baltimore Orioles	8-5-1

**TRIPLE PLAYS**

The Orioles have been shutout in that department the last five years. The Birds' last two triple plays ('78 & '79) were of the "around the horn" variety involving Doug DeCinces, Rich Dauer, and Eddie Murray. Brooks Robinson started the other three Orioles' "around the horn" triple plays.

**Jun. 10, '79**—at Bal.—Buddy Bell "gltip" . . . 5-4-3 (DeCinces, Dauer, Murray).

**Sep. 9, '78**—at Tor.—Rick Cerone "gltip" . . . 5-4-3 (DeCinces, Dauer, Murray).

**Jun. 3, '77**—at K.C.—John Wathan hit a sac fly to Pat Kelly in right. Fred Patek was caught off 1st and was out, Kelly to Mark Belanger to Billy Smith back to Belanger. Belanger then noticed Dave Nelson standing off 3rd base. He ran at him and tagged him out, completing the game-ending triple play and giving the O's a 7-6 win—9-6-4-6-6.

**Sep. 29, '73**—at Det.—Frank Howard "gltip" . . . 5-4-3 (B. Robinson, B. Grich, T. Crowley).

**Jul. 7, '73**—vs. Oak. at Bal.—Gene Tenace "gltip" . . . 5-4-3 (B. Robinson, B. Grich, E. Cabell).

**Aug. 6, '69**—vs. K.C. at Bal.—Eilseo Rodriguez "gltip" . . . 5-4-3 (B. Robinson, D. Johnson, B. Powell).

**Apr. 9, '59**—at Was.—Ed Fitzgerald line drive . . . 3-6-3 (Boyd, Carrasquel, Boyd).

**Aug. 3, '55**—vs. K.C. at Bal.—Art Ceccarelli "gltip" then runner was thrown out at home . . . 3-6-2 (G. Triandos, W. Miranda, H. Smith).

The Orioles have hit into 13 triple plays in 31 seasons, the last victim being Gary Roenicke against Oakland at Baltimore on May 7, '79. He grounded to third baseman Wayne Gross, who started an "around the horn" 5-4-3 triple play, the first executed against the Orioles since 1972. On four of the 13 occasions that Birds' opponents have completed triple plays, Brooks Robinson has been the batter. Brooks grounded into one, lined into another, and two were "gltip"s", with a runner then being thrown out between third and home.

**ORIOLES 1984 SEASON SUMMARY**  
**"THE YEAR OF THE TIGER"**

For the Orioles and the rest of the American League's Eastern Division, 1984 was the season without a pennant race. It was the "Year of the Tiger" from start to finish.

Detroit became the 1st club in 57 years (since the immortal 1927 Yankees) to hold 1st place on every day of the season. After the Tigers jumped out to their incredible start (16-1, 35-5), the Toronto Blue Jays managed to creep within 3½ games of the Tigers on June 6, but neither they nor any other club would get that close again.

Traditionally the month of April has been unsuccessful for the Orioles and their 1984 start was even worse than usual. They were 2-10 on April 29 (Detroit was 9-1 and 8 games ahead of them on that date), and endured their 7th losing April in the last 10 years at 10-13.

When Detroit was 16-1 on Apr. 26, the Orioles were 6-13 (11 games back). When the Tigers were 35-5 on May 24, the O's were 23-20 (13½ games behind). The closest the Birds came to 1st place after that was 8½ games out on June 6 (same day Blue Jays were only 3½ back) . . . Late in the season the O's fell behind by as much as 20 games.

There was one notable 6½ week stretch when the O's actually played better than the Tigers . . . From April 26 thru June 9, the Birds went 28-11, a full 2½ games better than the Bengals (25-13) over the same period. Unfortunately, that edge began to erode sharply on Sunday, June 10 when the Tigers swept a doubleheader in Baltimore to capture a 4-game series, 3 games to one.

That double defeat pretty much ended any realistic hopes of getting back into contention. After that the O's went 52-51 over the rest of the season while Detroit which, by now, led the Birds by 12½ games went 61-44.

The Orioles' slow start and general inability to contend for the championship was largely attributable to a lack of team-wide offense. In '83 the O's scored 799 runs, one off the White Sox' major league leading total. In '84 the O's produced 118 fewer (681).

Cleanup hitter **Eddie Murray**, the club's "mvp" for a record 5th time, had another fine season (he led A.L. in walks, intentional walks, on-base pct. and gwrbi) and so did #3 hitter **Cal Ripken** (3rd in league in total bases). Both played every inning of every game.

Newcomer **Wayne Gross** hit 22 home runs and had 63 rbi despite a .216 average, and rookie **Mike Young** rebounded from a disappointing beginning to enjoy a productive last 2 months (his 17 homers and 52 rbi were 4th best on the club in each category).

For the most part, however, the rest of the batting order did not live up to expectations. Though **Murray** and **Ripken** both hit over .300, the O's team batting average ranked last or next-to-last virtually all season long (finished 12th at .252, ahead of California-.249 and Chicago-.247).

The quality that allowed the O's to remain in contention for 2nd place was good solid starting pitching. Despite the release of 268-game winner **Jim Palmer** in May, the O's starting quartet (**Scott McGregor**, **Mike Flanagan**, **Mike Boddicker** and **Storm Davis**) was consistently effective and the 5th starter, **Dennis Martinez**, occasionally returned to the level that made him a consistent winner prior to 1983.

During most of the 2nd half, the Orioles' staff era ranked 1st or 2nd (finished 2nd at 3.71 behind the Tigers' 3.49). Unfortunately, a broken finger sustained on Aug. 28 eliminated **McGregor** for the rest of the year, and **Mike Flanagan** was the frequent victim of inadequate offensive support . . . **Young Davis** was 12-4 after 6 straight wins on Aug. 6, and his era was below 3.00 all year until the final 10 days of the season.

The Orioles best pitcher in 1984 was the gritty **Boddicker**. The A.L.'s "rookie pitcher of the year" in 1983 and a hero in both playoffs and world series, **Boddicker** lost his 1st 3 decisions in '84, but then went on to lead the league in wins (the A.L.'s only 20 game winner) and era (2.79). That he did not finish higher than 4th in A.L. Cy Young balloting remains a mystery.

The bullpen was a different story. **Tippy Martinez**, the acknowledged leader of the Orioles' relief corps, was troubled much of the year with a sore left shoulder (didn't pitch at all after mid-September). That was a handicap the Birds could not overcome, though **Sammy Stewart** enjoyed his most effective season in short relief.

1984 was also the 1st year the O's had failed to win 90 games (excluding '81, the short season) since '76. They also had a losing record

(continued on page 48)

## SEASON SUMMARY (Cont.)

(36-42) against their Eastern Division opponents for only the 2nd time in the 16-year history of divisional play.

Interestingly, despite the 5th place finish, the O's had the best '84 record among the 4 divisional winners of '83: 1—O's (85-77); 2—Phillies (81-81); 3—Dodgers (79-83); 4—White Sox (74-88).

In all there were 18 clubs with worse '84 records than the O's, including all 7 clubs in the A.L.'s western division.

Mathematical elimination came on Sep. 17. It was the earliest the O's pennant hopes had been dashed since 1963 (21 years previous). They plunged into 5th place during the last week of the season. It was their lowest finish in 17 seasons (since '67 when they tied for 6th... Also a year following a world championship season).

## DETAILED SUMMARY ORIOLES 1984 SEASON

Final Record: 85-77 (.525)—Fifth in A.L. Eastern Division, 19 games behind first place Detroit.

Home: 44-37      Road: 41-40      vs. East: 36-42      vs. West: 49-35

**Artificial Turf:** In '84 the Orioles were 10-15 in the A.L. ballparks with artificial turf (K.C., 2-4; Min., 1-5; Sea., 5-1; Tor., 2-5) tying them with New York for the 3rd worst record in the A.L. on the turf (Cle. 9-16 and Bos. 8-16 brought up the rear, and Det. 16-8 and Tor. 60-39 were the best).

Baltimore's lifetime mark on the carpet is 124-117. The O's are 90-89 in A.L. stadiums (K.C., 25-42; Min. 9-9; Sea., 28-15; Tor., 28-23) and 7-4 in 4 world series ('70 Cin., 2-0; '71 Pit., 0-3; '79 Pit., 2-1; '83 Phi., 3-0).

The Birds were 16-8 on the carpet in '83 (tied with Chi. for the best winning pct.), 12-13 in '82, 5-3 in '81, 9-10 in '80, 14-7 in '79 (including world series).

**Batting/Home Runs:** Although the Orioles' team batting average of .252 was 12th in the A.L. (ahead of California, .249 and Chicago, .247) the O's were 4th in the major leagues in home runs (160) and 1st in grand slams (8).

It marked the 3rd straight season the O's have hit 8 home runs with the bases loaded and the 4th consecutive year that Baltimore has led or tied for the major league lead in grand slams. As a team the O's have hit 29 grand slams over the last four seasons, 12 more than the closest team (California, 17).

In addition, the O's were shut out only 5 times, one more than major league leader Toronto, and led the majors in walks with 620.

In other categories, the O's were 2nd in intentional walks (48), 5th in on base pct. (.328), 7th in runs (681, fewest since '78 except strike-shortened '81), 7th in slugging pct. (.391) and 9th in total bases (2134). They were also 3rd in men left on base (1203), 3rd in strikeouts (884, 2nd highest in 12 years and the most since '77), tied for 6th in GDP's (132). The O's 1374 hits were their fewest in a season (except for '81) since '76.

Baltimore batted .250 (712 for 2853) with 70 home runs and 352 runs scored in 85 1st half games and .254 (662 for 2603) with 90 home runs and 329 runs scored in 77 2nd half games. Only Detroit (101) and Boston (94) hit more homers than the O's in the 2nd half.

**Close Games/Late Inning Wins:** While their record in 1-run games (20-28, .417) was the O's 1st losing mark in that category since '75 (25-27, .480), and the 2nd worst in the A.L. (Chicago was 17-32, .347), Baltimore had the league's best record in 2-run games (22-14, .611) for the 3rd straight year. Combined the O's were 42-42 in 1- and 2-run games.

The O's came from behind to win on 35 occasions, just 1 less than '83, and were 23-26 in games decided in the 7th inning or later. Baltimore was 61-12 in contests which it led entering the 7th inning.

The Orioles won only 3 games in "sudden death" at Memorial Stadium, their lowest total ever. The O's defeated Chicago, Minnesota and Texas. They were beaten in "sudden death" 5 times on the road, losing twice to Chicago and Toronto and once to Kansas City.

The O's finished with 4-6 record in extra-inning games, 11th in the A.L. It was their first losing record in extra-inning games since '76 (7-8) and their worst record in extra-innings since '72 (5-9).

**Day/Night:** Baltimore had the A.L.'s 3rd best record in day games at 29-23 (.558), topped only by Detroit (36-15, .706) and Boston (28-22, .560). In night games the O's were 56-54 (.509), 6th in the league.

**Days in Each Position:** 1st (0), 2nd (0), 3rd (131), 4th (10), 5th (14), 6th (11), 7th (13).

Detroit became the first team in 57 years ('27 Yankees) to hold first place on every day of the season, and after April 27 the Toronto Blue Jays were never out of 2nd place. A 2-10 start in April left Baltimore in last place, 8 games out of 1st, on April 19. They were 11 games back on April 26 and 13 back by May 24.

The closest they drew to the Tigers was 8½ behind on June 6. It wasn't until May 6 that the O's climbed into 3rd place and remained there for 94 days, and 126 out of the next 128. Three times closed to within 1½ of 2nd place Toronto, the latest Sep. 10, but got no closer. The O's relinquished 3rd place for good the final week of the season.

**Designated Hitters:** Orioles designated hitters combined for a league low .219 average (133-for-607), the O's worst dh average since the rule was instituted in '73. Baltimore designated hitters hit 11 homers (12th in the A.L.), and had only 68 rbi (14th in the league). They also had a league-high 25 GDP's. For the 3rd consecutive year, most of the dh chores were handled by **Ken Singleton** (.217, 77-for-355), 6 hr, 35 rbi, 103 games. Though he hit for career lows in each category, Singleton did hit a pair of grand slams in Sep.

Other O's to see action in the dh role were **Benny Ayala**, .235 (81-19), 3 hrs, 19 rbi; **John Lowenstein**, .215 (65-25), 2 hrs, 6 rbi; **Joe Nolan**, .303 (33-10), 0 hrs, 4 rbi; **Dan Ford**, .226 (31-7), 0 hrs, 0 rbi; **Eddie Murray**, .286 (7-2), 0 hrs, 2 rbi; **Wayne Gross**, .000 (5-0), 0 hr, 0 rbi; **Jim Dwyer**, .000 (5-0), 0 hrs, 0 rbi; **Al Bumbry**, .000 (4-0), 0 hrs, 0 rbi; **Todd Cruz**, .000 (0-0) 0 hrs, 0 rbi; **Victor Rodriguez**, .000 (0-0), 0 hrs, 0 rbi.

**Doubleheaders:** The Orioles participated in 5 doubleheaders, winning 4 and losing 1. The Club's .800 winning percentage in twinbills was the A.L.'s 2nd best behind Oakland's .875 (7-1). Baltimore was 2nd in this category in '83 as well.

The O's sweeps, all two-nighters, were vs. Toronto, May 9; vs. Kansas City, July 7; vs. Chicago, July 12; and vs. New York, Sep. 24. The Orioles lost their only day doubleheader to Detroit on June 10.

**Fielding:** The Orioles finished 1st in the A.L. in fielding with a .981 fielding mark, committing 123 errors in 6351 total chances. It was the 8th time in the last 11 seasons and 12th occasion in the last 22 years that the O's won the fielding title. It was also the 19th time in 24 years that the Orioles have finished either 1st or 2nd.

The Orioles regained the title (last won in '82) by a narrow margin over the Chicago White Sox (.9806299 to .9805763). The O's led the league in assists (1910), total chances (6351) and tied for 3rd with Toronto for most double plays (166). The club's catching corps had 9 passed balls, 5th lowest in the A.L.

**Individuals:** **Cal Ripken**, who for the 2nd straight season played every inning of every game at shortstop, set an A.L. record for most assists by a shortstop in a season (503) and his 880 chances (excluding errors) were the most by any A.L. shortstop since Twins Leo Cardenas handled the same number in '69. He led all shortstops in total chances (906, incl. 26 errors), double plays (122) and putouts (297). His .971 fielding percentage (26 e) tied him with Milwaukee's Robin Yount for 5th among A.L. shortstops.

**Eddie Murray**, the A.L.'s "Gold Glove" recipient at 1st base for the 3rd straight year, led the league's 1st sackers in putouts (1538), assists (143), total chances (1694) and double plays (152). His .992 fielding mark tied him for 4th best in the A.L.

**Mike Boddicker** tied A.L. record for most putouts in a season by a pitcher (49). He led all major league pitchers in total chances (105), double plays (6) and errors (7 all on pickoff attempts).

**Gary Roenicke** was ranked 3rd among qualifying outfielders with a .985 percentage (204 tc, 1 e) in 117 games. He went the final 105 games of the season without an error.

Although **Rich Dauer** committed a career-high 11 errors, the O's 2nd baseman made only 2 after the all-star break (58 games). His career fielding average (.987, 4211 tc, 54 e) remains well above the existing A.L. mark for highest percentage, 10 or more years, or 1000 games, both held by the late Nellie Fox (.984). Dauer (8 years, 892 games) doesn't have sufficient tenure to qualify for that record.

## DETAILED SUMMARY (Cont.)

**Home and Away:** Baltimore was tied for 5th in the A.L. with a 44-37 (.543) record at home. The O's have had a winning record at home for 12 straight seasons and 26 of their 31 seasons in Baltimore. It was the 1st time since '76 that the club fell below a .600 won-lost percentage at Memorial Stadium.

The Orioles had one of only 4 winning road records in the A.L. The Birds 41-40 (.506) record marked the 16th time in the last 17 seasons (starting '68) that the team has been above .500 in road games.

**Injuries:** The O's catching corps and their outfielders were hit hardest by injuries. **Rick Dempsey** was bothered behind the plate all season with a sore right shoulder, which 1st sidelined him for six games beginning April 27. The injury hampered his throwing ability almost the entire season. He was also out nearly a week when he injured his left index finger on June 10 on a catcher's interference call. Catcher **Joe Nolan** underwent arthroscopic surgery on his right knee and was out of action from May 7 thru August 9.

Outfielder **Dan Ford** made 2 trips to the disabled list. Ford, who was bothered by a sore left knee in training camp, played in six games then underwent arthroscopic surgery on April 20 after the knee locked on him. He returned July 20, but sprained his right ankle running out an infield hit in his very 1st at bat and missed four more days. Ford played in 18 more games then suffered a fractured right wrist on August 8 when he collided with Cleveland catcher **Chris Bando**. He was placed on the disabled list August 20 and remained there the remainder of the season.

**Jim Dwyer** missed most of the 2nd half of the season after undergoing arthroscopic on his left knee July 19. He was activated August 29, but the O's outfielder saw little action the rest of the way. **John Lowenstein** was another Oriole bothered much of the season by several injuries. He missed nearly 3 weeks after pulling a right rib muscle on August 1. He returned for 3 weeks, but sat out the final 3 weeks with a badly bruised heel.

O's lefthander **Scott McGregor** suffered a serious injury when he sustained a broken ring finger on his left hand after being struck by a line drive against California on August 28. He spent the remainder of the season on the disabled list. **Tippy Martinez** was bothered much of the season by tendinitis in his left shoulder, particularly late in the season. Martinez made only one appearance after Sep. 8.

**Ken Singleton** missed 2 weeks (May 15-30) with a bruised right foot. Third baseman **Wayne Gross** was out 9 days when he strained a ligament in his right knee sliding into 3rd base vs. Cleveland on April 15. **Gary Roenicke**, **Rich Dauer** and **Floyd Rayford** also missed short periods of time with assorted problems. (See individual biographies for more details on injuries).

**Month-By-Month:** Apr: 10-13 (.434); May: 18-8 (.692); June: 14-14 (.500); July: 15-13 (.536); Aug.: 15-13 (.536); Sep.: 11-14 (.440).

**Pinch-Hitting:** The O's pinch-hitting corps were the busiest in the A.L. with 254 plate appearances. Orioles' pinch hitters raised their collective average 31 points over '83 to a .256 mark, the 7th best in the league. They also hit 8 homers, 2nd to leader Chicago's 9.

Baltimore pinch hitters were tied for 1st in the A.L. in at bats (215), runs scored (29), doubles (11), and walks (30). They were also 2nd in rbi (40) and hits (55) and 4th in total bases (90). On the other side, O's pinch swingers were 2nd in strikeouts (53), and 1st in GIDP's (10). The Orioles tied an A.L. record on September 25 when they used 8 pinch-hitters vs. New York.

**Individuals:** **Benny Ayala** was 8th in the A.L. in pinch-hitting (min. 20 at bats) with a .310 average (9-for-29). **Ayala** also led the league along with Detroit's **Barbaro Garbey** for most pinch-hit rbi (9).

**Others:** **Todd Cruz**, .357 (5-for-14), 1 hr, 2 rbi; **John Shelby**, .333 (4-for-12), 1 hr, 1 rbi; **Wayne Gross**, .308 (4-for-13), 0 hr, 2 rbi; **Mike Young**, .286 (2-for-7), 1 hr, 1 rbi; **Joe Nolan**, .267 (4-for-15), 1 hr, 3 rbi; **Jim Dwyer**, .259 (7-for-27), 1 hr, 5 rbi; **Floyd Rayford**, .250 (1-for-4), 0 hr, 2 rbi; **Gary Roenicke**, .238 (5-for-21), 0 hr, 2 rbi; **John Lowenstein**, .231 (6-for-26), 0 hr, 3 rbi.

**Pitching:** For the 2nd straight season, the Orioles were 2nd in the league in earned run average (3.71) and 1st in shutouts (13). It marked the 19th time in the last 28 seasons (starting '57) that the Birds have finished among the top 3 in era. The Orioles' pitching staff walked 512 batters, the most since '67 (566). O's hurlers walked 302 batters thru the 1st 85 games before the all-star break and 210 in 77 2nd half contests.

The Orioles had a 3.59 era the 1st half and 3.85 in the 2nd half. Birds' starters were 68-56 with a 3.64 era (1072 ip, 434 er) while the bullpen went 17-21 with a 3.92 era (367.1 ip, 160 er).

Since '54, O's pitchers have combined for the lowest era in the A.L. with a 3.35 mark (41,250 ip, 15,397 er). The Yankees are 2nd with a 3.38 era (41,288 ip, 15,512 er).

**Platooning:** Injuries seriously affected the O's platooning, an area of remarkable success the past 2 seasons. In leftfield, where the O's got a combined 35 homers and 131 rbi out of several players in '83, and 41 homers and 123 rbi in '82, production was down to 21 home runs and 81 rbi. That position was shared by **John Lowenstein**, **Gary Roenicke**, **Mike Young** and **Al Bumbry**. The Orioles had **Floyd Rayford**, **Wayne Gross** and **Todd Cruz** teaming at 3rd base, where they combined for 26 homers (22 by Gross) and 83 rbi.

**Streaks:** In '84 the O's won 6 in a row once (Apr. 26 thru May 1), their longest streak of the year and lost no more than 4 straight (3 times).

**Wins:** Although their 5th place finish was the O's lowest in 17 years (since '67 when they tied the Washington Senators for 6th), they did post their 17th consecutive winning season, the longest current streak of its kind, and tied for 2nd in major league history with the Chicago White Sox ('51 thru '67). The all-time standard is 39 by the Yankees from '26 thru '64 and the N.L. high is 15 by the Cardinals ('39 thru '53).

The O's have won more games than any other major league club over the past 29 years (starting '56) with a 2584-1991 record (.565). See page 19 for more details.

## ORIOLES VS. OPPONENTS—1984

vs. BOSTON ('84: 6-7 . . . Lifetime: 267-273) . . . The Red Sox continue as the only franchise with a lifetime winning record against Baltimore (6 over) . . . Cleveland has the 2nd best record against the O's (3 under .500) . . . In '84 the O's won the 1st 2 and the last 2 games of the season series, but the Sox won 7 of 8 in the middle.

Though Boston out-hit the O's .296 (459-136) to .264 (458-121), the Birds outscored Sox 59 to 55 . . . That .296 average was the highest by any club vs. Baltimore.

**Red Sox Batting:** **Tony Armas**, the major league hr leader (43), hit 5 in the season series (tied with **Carney Lansford**-Cal for most by one opponent) while batting .319 (47-15) and totaled 14 rbi in 11 games . . . In 7 previous A.L. seasons, he had never hit above .240 against Baltimore (his lifetime average is .216, 287-62), but that has not prevented him from doing extensive damage with his bat. In the last 5 seasons **Armas** has hit 21 homers and driven in 50 runs in 55 games against the O's.

**Jim Rice** has hit both for average (.325, 504-164) and for power vs. the O's during his 10 full seasons in the A.L. In 128 games, he's pounded out 32 home runs and driven in 98.

**Red Sox Pitching:** **Dennis (Oil Can) Boyd** was the Sox' #1 workhorse in the season series. He was 2-2 in 4 games, completed 2 of 3 starts and fanned 25 Orioles in 28 innings. He pitched one shutout, and in one of his losses pitched 6 hitless innings on June 20 at Fenway. In the 7th, **Cal Ripken** broke the spell with a double and **Mike Young's** 3-run double highlighted a 4-run rally which produced a 4-1 win for the O's . . . Both winner **Mike Boddicker** and **Boyd** went the route. The Sox had no other multi-winners or losers though **Bob Stanley** was 1-1 with 2 saves in 4 appearances.

Sox' rookie **Roger Clemens** was clocked at 96 mph on June 27 at Baltimore, but **Scott McGregor** beat him 3-1 in **Clemens'** only appearance vs. the Birds.

**Orioles Batting:** **Ripken** was the leading O's hitter against Boston at .358 (53-19) and **Mike Young** the most productive with 12 rbi in 13 games . . . **Mike** batted .282 (57-16) despite 20 strikeouts . . . Both he and **Cal** hit 2 homers in the season series, tops on the club.

**Eddie Murray** experienced an off-year vs. the Sox with a .118 average (51-6), 1 hr & 6 rbi. Lifetime, though, he's still hitting .288 (379-109) against Boston . . . **Fred Lynn** batted .324 (34-11) in '84. Lifetime, he's at .274 (124-34) . . . See page 42.

**Orioles Pitching:** **Mike Boddicker** was 2-1 including his 20th victory, a route-going 12 hitter (no walks) on Sep. 29 at Boston (**Bruce Hurst** lost). **Mike Flanagan**, victimized by sparse support much of the year, was the beneficiary of the O's 15-1 rout of the Sox at Baltimore on Sep. 20. The win evened his lifetime record at 9-9.

## ORIOLES VS. OPPONENTS (Bos. Cont.)

**Mark Brown**, like **Flanagan** a New Hampshire native and Univ. of Mass. alumnus, posted his 1st major league victory at Boston on the last day of the season (Sep. 30) in relief on 2 scoreless innings, beating **Boyd** (also pitching in relief), 5-3.

**Dennis Martinez** was 0-1 and is now 10-14 lifetime . . . His games (29), innings (85.1), losses and home runs allowed (20) against Boston are all career highs . . . **Storm Davis** was 0-2 in 3 starts as Sox hit .375 (72-27) against him. **Storm** yielded 17 er in 15.2 innings (9.77 era) plus 13 walks. He's 1-4 lifetime.

vs. CALIFORNIA ('84: 8-4 . . . Lifetime: 186-144) . . . Over the last 6 seasons (starting '79) the O's are 50-26 (.658) against the Angels (incl. 3-1 in '79 ALCS). They have won 5 season series and tied one in that time, while going 24-14 (.632) at Anaheim and 26-12 (.684) at Baltimore.

The '84 season series presented a schizophrenic picture of the Orioles pitching staff . . . The O's went 5-1 at home, compiled a 2.33 era (54 ip, 14 er), yielded only 3 homers and held the Angels to a composite .207 average (193-40).

At Anaheim, where the Birds split 6 games, the staff era was nearly 3 runs per game worse, i.e. 5.19 (52 ip, 30 er) . . . The Angels hit 11 homers and batted .260 (200-52) in the Big A . . . See more details under "Boddicker" in "Orioles Pitching" below.

Angels Batting: **Juan Beniquez** led the Angels in hitting with a .452 average (31-14). Over the last 3 seasons, he's been the most consistently effective hitter in the A.L. vs. Baltimore (.470, 66-31), and has a lifetime mark of .340 (324-110), 2nd highest among all active players with 100 or more at bats against the O's. **Larry Herndon** is 1st at .348 and **Rickey Henderson** is 3rd with a .338 career average.

Other Angels who found Orioles pitching to their liking included: young **Mike Brown** (.353, 17-6), **Rob Wilfong** (.333, 24-8), and **Fred Lynn** (.323, 31-10) who also hit 3 homers, all off **Mike Boddicker**.

One old Orioles nemesis, **Rod Carew**, was only 1-for-12 on the year and that lone safety snapped an 0-for-16 spell against the O's over a 2-year period. Ironically, **Carew** was batting .600 (25-15) vs. the O's in '83 when he started the skid . . . One of his biggest problems on the O's staff has been **Boddicker** against whom **Rod** is 1-for-11 lifetime (.091) . . . His career average in the A.L. is .330 (8872-2929) . . . Vs. the O's he is hitting .313 (684-214).

For the 1st time since his rookie year ('67), the O's held **Reggie Jackson** without a home run. However, his 40 career homers (incl. 2 in ALCS) against the Birds rank 3rd (tied with **Al Kaline**) on the list behind **Harmon Killebrew** (70) and **Mickey Mantle** (44).

California Pitching: Rookie **Ron Romanick** was 2-0 in 3 starts and at the other end of the spectrum was **Mike Witt** who was 0-3 in 4 starts (5.40 era, 25 ip, 29 h, 15 er, 20 bb) . . . He could have pitched perfectly in those 3 losses and still not won . . . His teammates were blanked on all 3 occasions. In his no-decision, the Angels got him 7 runs, but that didn't work either . . . He's 2-6 lifetime . . . **Geoff Zahn** was 0-1 to drop his career record to 2-11 against Baltimore with a 5.42 era (89.2 ip, 54 er).

Orioles Batting: **Al Bumbry**, at .406 (32-13), was the O's top hitter in the season series . . . **Eddie Murray** batted .386 (44-17) with 3 home runs and 13 rbi in 12 games against the Angels, and with 10 walks, had a .500 on-base pct. (54-27) . . . Lifetime **Eddie** is hitting .325 (351-114) with 18 homers and 68 rbi while having played in all 93 of the Angels-O's games since he joined the club in '77.

**Rich Dauer** batted .326 (43-14) to continue his long run of success vs. Cal. Over the past 5 seasons (starting '80), **Rich** has batted .343 (230-79) against the Angels, and now has a career average of .313 (320-100), tops for him vs. a single opponent . . . **Cal Ripken** also hit .326 (46-15) in the season series. **Ripken** (.318, 148-47), **Dauer** and **Murray** are 3 of 5 current Orioles with .300+ career averages against Cal. along with **Dan Ford**— .301 (292-88), and **Gary Roenicke**— .306 (147-45).

**Rick Dempsey** hit 4 of his 10 homers off California pitching (incl. 2 in one game at Baltimore on Aug. 19), more than doubling his previous output vs. the Angels (he now has 7 lifetime vs. both Cal. and Bos., career highs).

Orioles Pitching: **Boddicker** and **Scott McGregor** were both 3-1. **Boddicker** shutout the Angels twice in 2 tries at Baltimore (May 16 and Aug. 24, both times against **Witt**). In 18 innings, he allowed 10 hits (a 6-hitter and a 4-hitter). At Anaheim where he was 1-1, his era soared to 5.63 (16 ip, 17 h, 10 er) and in those 2 games at the "Big A" **Mike** was

touched for 7 home runs. Overall, his era vs. the Angels was 2.65 (34 ip, 27 h, 10 er) . . .

**McGregor** maintained his mastery over the Angels until the bottom fell out on Aug. 28 . . . In the 1st inning at Anaheim, a shot (by **Brian Down- ing**) thru the box broke his left ring finger, ending his season abruptly.

The run he gave up in that inning also resulted in his being the losing pitcher, snapping a 10 game winning streak at the "Big A." That string was constructed in 10 starts and included his pennant clinching shutout in the final game of the '79 ALCS . . . It was only his 2nd defeat ever at Anaheim (he's 10-2). The other one occurred exactly 6 years to the day earlier (Aug. 18, '78).

Overall, **Scotty** who is 16-5 lifetime plus 1-0 in ALCS vs. the Angels, has won 17 of his last 20 decisions against them (incl. ALCS) . . . That stretch included a 12 game winning streak that extended from July 8, '79 until **Steve Renko** beat him July 19, '82 . . . He has held California batters to a .235 lifetime average (634-149) while compiling a 2.60 era (161.2 ip, 47 er), both figures including ALCS.

The Angels maintained the distinction of never having lost to **Tippy Martinez** who was 0-0 with no saves. Lifetime, he is 0-2 with 9 saves . . . **Tippy** has beaten every other club in the league at least once. **Sammy Stewart** is 4-0 with 3 saves lifetime . . . **Mike Flanagan** was 1-2 and is 3-7 lifetime.

vs. CHICAGO ('84: 7-5 . . . Lifetime: 253-227) . . . The White Sox and O's who were 1-2 in the majors in runs scored in '83 (Sox-800, O's-799), dropped to 10th ((Sox-679) and 9th (O's-681) respectively in the A.L. last year.

O's won 5 of the last 6 games against the ChiSox (all in July) . . . The O's are 12-6 vs. Chicago (incl. ALCS) starting Aug. 13, '83 . . . In the last 17 years, the O's have gone 12-3-2 in season series vs. Chi. (starting '69).

The White Sox average (.201, 393-79) was the lowest of any opponent just as the Orioles 2.77 era (110 ip, 34 er) was the lowest against a single adversary . . . Birds 18 homers were high against one team. The Sox hit 10.

"Presidential Visit:" **President Ronald Reagan** became the 13th president to throw out an opening day 1st ball (the 3rd outside of Washington) when O's and Sox opened the season April 2nd in Baltimore . . . The President then spent the 1st inning sitting in the O's dugout with **Commissioner Bowie Kuhn** and O's owner **Edward Bennett Williams** before returning to Washington. The Sox scored twice in the 1st and went on to win 5-2 before 51,327.

The custom started with **William Howard Taft** in '10 . . . **Reagan** was the 1st since **Gerald Ford** in '76 (Texas at Minnesota). There have been 48 presidential opening day 1st balls total . . . **Reagan** also threw out the 1st ball for the opening game of the '83 World Series (from **Mr. Williams'** box on press level) and **Jimmy Carter** did the honors for game #7 of the '79 World Series from the box seats along 3rd base.

Chicago Batting: The top Sox hitter was **Tom Paciorek** (.385, 13-5) but he played in only 5 games . . . **Harold Baines** batted only .189 (37-7) vs. O's but led his club in rbi during the season series (8) . . . **Baines** was 0-for-14 lifetime against **Mike Flanagan** until he homered off him July 14 . . . **Ron Kittle** batted only .108 (37-4) with 2 homers and 3 rbi and **Greg Luzinski** hit .111 (27-3) with 1 hr & 1 rbi.

Back up catcher **Marc Hill** has played sparingly against Baltimore the past 2 years, but has a .385 average (26-10) vs. the O's in that time . . . **Julio Cruz** has stolen 19 bases in 26 attempts lifetime (pct. .731) vs. Balto.

Chicago Pitching: Both **Richard Dotson** and **Lamar Hoyt** were 1-2 . . . **Dotson** yielded 6 homers in 21 innings (tied with **Larry Gura** for most gophers vs. Baltimore) . . . Including '83 ALCS, **Dotson** has lost 5 of his last 6 decisions, and is 6-7 lifetime. No other Sox pitchers had more than one win or loss.

Orioles Batting: **Cal Ripken** had a big year vs. Chicago . . . He hit .440 (50-22) with 7 home runs and 16 rbi in the 12 games. Eleven of his hits were for extra bases (3 doubles, 1 triple) and his slugging pct. was .960 (50 ab, 58 tb) . . . **Cal** had been hitting .211 (90-19) lifetime against the Sox thru '83, but has boosted the average to .293 (140-41). That matches **Eddie Murray's** career mark (314-92) . . . Among current O's, **Fred Lynn's** .304 (303-92) is tops. **Lynn** in '84 had 5 hr & 10 rbi vs. Chicago despite a .250 average (40-10).

**Murray** hit 4 homers and **Wayne Gross** 3 . . . Despite an off year, **Gary Roenicke** has driven in 29 runs in his last 32 games against Chicago ('82 thru '84 and including '83 ALCS) . . . **Lenn Sakata** went 3-for-15 and is now 5-for-94 (.053) lifetime. He was 0-for-66 until getting his 1st career hit

## ORIOLES VS. OPPONENTS (Chi. Cont.)

against **Floyd Bannister** on Aug. 11, '83 . . . Three of **Lenn's** 5 hits vs. Sox have come off **Bannister**.

**Orioles Pitching:** **Mike Boddicker** (1-0 in '84) is 3-0 lifetime, plus 1-0 in the '83 ALCS . . . In the last 2 seasons he has pitched 4 complete games in 5 starts (also incl. ALCS) . . . **Storm Davis'** 2-1 win over **Hoyt** on July 12 was his 1st (and remains his only) career decision against the ChiSox.

**Scott McGregor** at 2-1 was the only multi-winner vs. Chicago in '84 . . . He's 10-6 lifetime . . . **Jim Palmer** did not have a decision in one appearance and wound up with a career 24-10 record against the Sox.

vs. CLEVELAND: ('84: 7-6 . . . Lifetime: 272-269) . . . Over the last 5 seasons, the 2 clubs have played to a 29-29 standoff . . . Indians have 2nd best career record against O's . . . Only the Red Sox who are over .500 vs. Baltimore (273-267) have a better one.

**31-Year Rivalry:** Though the O's 3-game lifetime edge over Cleveland is slim, it's amazing that it exists at all . . . After the Birds 1st 3 games in the A.L. ('54-'56), they had an 11-55 record vs. the Tribe ('54: 3-19, '55: 3-19, '56: 5-17) and after 6 seasons (thru '59), the O's were down 40-90.

It wasn't until June '79 that the O's went over .500 for the 1st time against the Indians, and they have maintained a modest winning edge ever since . . . During the past 16 years (starting '69), Baltimore has gone 146-99 (.596) vs. Cleveland.

**Longest Game:** The O's lost their longest game of the year on May 2 on a 16th inning sac fly by **Brook Jacoby**. A total of 470 pitches were thrown in that game (248 by Tribe and 222 by O's) . . . It was only a week after the Indians had downed the White Sox 8-4 in 19 innings (Apr. 27).

That May 2nd game had added significance—**Jim Palmer** was the losing pitcher in his final major league decision. He was 29-12 against the tribe.

**Cleveland Batting:** **Andre Thornton** batted .317 (41-13) and led the Tribe in homers (2) and rbi (8) vs. the O's . . . He also had 3 gwrbi in the season series, and, on May 2 tied a major league record, set by **Jimmy Foxx** (Bos. '38), by drawing 6 walks (in 7 appearances) in the 16 inning game.

**Julio Franco** batted .327 (52-17) and **Joe Carter** hit .389 (18-7). **Tony Bernazard** who hit .488 (36-17) against the Birds in his rookie year ('81), has since batted only .176 (125-22) vs. Baltimore pitching.

**Cleveland Pitching:** **Bert Blyleven** with a career mark of 14-11 is 2nd only to **Tommy John** (15 wins) in career victories against the O's among active pitchers . . . In '84, **Blyleven's** era was a lofty 4.33 (27 ip, 13 er), but he went 3-1 in 4 starts and fanned 24 in 27 innings . . . **Eddie Murray** has hit only one home run vs. **Blyleven**, but has a .400 career average (35-14) against him.

When **Rick Sutcliffe** left the A.L. last summer, he took with him a 6-1 career record against the Birds . . . **Ernie Camacho** enjoyed considerable success vs. the O's last year . . . He was 1-0 with 3 saves in 7 appearances.

**Orioles Batting:** **Wayne Gross** led the O's in average at .433 (30-13) and in homers (3), and **Gary Roenicke** was the rbi leader with 10 in 11 games.

**Eddie Murray** continued to excel against the Tribe. He batted .326 (46-15) with 11 walks and a sac fly and had a .448 on-base pct. (58-26) . . . In his last 4 seasons, **Eddie** has driven in 37 runs in 43 games against the Indians, batted .393 (150-59) and compiled an on-base pct. of .495 (184-91). His .350 (363-127) career average vs. Cleveland is his highest against a single opponent . . . Since joining the O's in '77, **Murray** has played in 99 of the O's 101 games against the Indians.

**Cal Ripken** also had a good '84 vs. Cleveland . . . He had a .354 (48-17) and a .466 (58-27) on-base pct. . . . Former Indian **John Lowenstein**, on the other hand, has struggled against his ex-teammates over the past 2 seasons during which he batted only .132 (53-7) . . . **Fred Lynn** has a .306 career average against the Indians (409-125) and has homered 21 times against them, one less than his career high (22 vs. Minnesota) . . . In '84 vs. the Tribe, he hit .436 (39-17).

**Orioles Pitching:** **Mike Boddicker** was 3-0 in 3 starts with a 1.78 era vs. the Indians (25.2 ip, 5 er) and fanned 20 . . . **Storm Davis** was 2-0 (2 cg in 3 starts) and had a 2.25 era (24 ip, 6 er) . . . **Sammy Stewart** was also 2-0 despite a 7.88 era (8 ip, 7 er) in 6 appearances . . . **Scott McGregor** was 0-3 in 4 starts, but still holds a 10-7 career edge.

vs. DETROIT ('84: 7-6 . . . Lifetime: 289-258) . . . The O's and Red Sox were the only 2 clubs with a winning record against the World Champion Tigers in '84 (both were 7-6).

However, the O's doubleheader loss to the Tigers on June 10 at Baltimore diffused any excitement engendered by the overall winning record vs. Detroit. The Tigers double victory that day allowed them to leave Baltimore with an 11 game lead and the O's never seriously challenged the leaders after that.

Starting Sep. 21, '82 the Tigers have gone 11-4 (including 4-3 in '84) in Baltimore and in 6 of those wins have scored exactly 9 runs . . .

The O's actually led the league in era on Sep. 10 with a figure of .356071, a hair better than Detroit's 3.5641. However, by season's end, 3 weeks later, the Bengals had moved way out on top 3.47 to 3.71.

**Detroit Batting:** A.L. MVP **Alan Trammell** hit .365 (52-19) and led the Bengals with 9 rbi vs. the O's . . . **Howard Johnson** was a .458 hitter (24-11) and **Kirk Gibson** batted .333 (39-13) with 8 rbi . . . **Darrell Evans** was the only Bengal with 2 home runs . . .

**Larry Herndon** didn't have a good year overall, but hit .303 (33-10) vs. the O's and his 3 year career average against the Birds is .348 (132-46), tops among all active opponents with 100 or more career at bats.

**Detroit Pitching:** The Tigers had a 2.84 staff era in the 13 games against the O's, led by **Dan Petry** who was 3-0 in 3 starts with an 0.83 era (21.2 ip, 2 er) and held the O's to a .150 average (73-11) . . . **Petry's** 1st 19 innings against the O's were scoreless (streak was terminated by **Rick Dempsey's** home run on Sep. 11).

His best effort was a 3-hit shutout in the 2nd game of that fateful June 10 doubleheader (O's had gone thru 1st 58 games without being shutout until then). He has beaten the Birds 5 straight times since losing to **Scott McGregor** at Detroit on July 2, '83, and is 9-6 lifetime.

Cy Young winner **Willie Hernandez** saved 3 games in 5 appearances and allowed only one run in 9.1 innings (era 0.96).

**Jack Morris**, on the other hand, was 0-2 in 2 starts with a 7.24 era (13.2 ip, 11 er) . . . He has a 6-8 career mark vs. the O's . . . **Juan Berenguer** was 1-2 despite a 1.83 era (19.2 ip, 4 er) . . . See **Mike Flanagan** below for the reasons why . . . **Milt Wilcox** was 1-1, and is now 4-12 lifetime (not including 0-1 for Cincinnati in '70 WS) after once being 0-9.

**Orioles Batting:** The Tigers held **Eddie Murray** (.186, 43-8) and **Cal Ripken** (.227, 44-10) pretty well in check . . . However, **Murray's** 24 homers and 77 career rbi vs. Detroit are both career highs against one club . . . **Eddie** has never missed a game vs. the Tigers. He's played in all of the O's 108 games against them since he joined the club in '77.

The O's rbi leader against Detroit was **John Lowenstein** with 6, despite a .179 average (28-5) . . . **Mike Young's** .290 (31-9) was the highest by an O's regular, and 6 players hit below .200 . . . **Todd Cruz** is on an 0-for-23 skid against the Tigers since he made his O's debut on July 1, '83 and drove in 6 runs at Detroit on a 3-run double and 3-run homer.

**Fred Lynn** hit .304 (46-14) for the Angels against Detroit and is batting .318 (447-142) lifetime . . . His 86 rbi vs. the Bengals are a career high.

**Orioles Pitching:** **Mike Flanagan** was 3-1 vs. Detroit. Only one other pitcher, the Royals' **Bret Saberhagen**, downed the champs 3 times. He was also 3-1 including one win in relief . . . **Mike beat Wilcox** 2-1 (June 3), then downed **Berenguer** 4-0 June 9, lost to him 1-0 (un-earned run) on Sep. 5, then beat him again 3-1 Sep. 10. In all, **Flanagan** had a 0.51 era (35 ip, 25 h, 3 r, 2 er). He held the Tigers to a .195 average (128-25) . . . Two of the 3 runs he gave up were solo homers by **Tom Brookens** and **Gibson**.

No other Oriole won or lost more than one game . . . **Scott McGregor** was 0-1 and is now 1-6 against the Tigers since winning 10 of his 1st 11 decisions.

vs. KANSAS CITY ('84: 5-7 . . . Lifetime: 104-80) . . . The O's have won only 2 season series in the last 9 years against the Royals (W-2, L-4, T-3).

At K.C. the Birds have enjoyed only 2 winning campaigns in the 12 season history of Royals Stadium, in '81 and '83 (W-2, L-7, T-3), and overall they are 25-42 (.373) on the K.C. carpet (O's were 17-7 at Municipal Stadium during the Royals' 1st 4 years in the league).

However, the Orioles still hold a 24 games edge in the rivalry, and are 62-31 (.667) against the Royals in Baltimore . . . The O's overall edge was constructed primarily in '69 & '70 when they beat the Royals in 23 of 24 outings, including 23 straight after **Dick Drago** beat **Dick Hall** on May 9, '69 at Baltimore in the 1st game ever between the 2 clubs. Since that streak ended, the O's advantage is only 81-79.

## ORIOLES VS. OPPONENTS (K.C. Cont.)

**Royals Batting:** **Don Slaught**, now with Texas, was the Royals' top hitter against the O's for the 2nd year in a row. He hit .457 (28-11) last year and .481 (52-25) over the past 2 seasons . . . However, **Jim Sundberg**, has been a Baltimore nemesis for longer than that . . . The veteran catcher batted .313 (32-10) against the O's last year, has hit .362 (69-25) over the past 2 campaigns and sports a .301 (362-110) career mark in 11 A.L. seasons . . .

**Hal McRae** batted .393 (28-11) vs. the Birds in '84 . . . Over the last 4 years he has batted .381 (147-56), and is a .301 (428-129) lifetime hitter against Baltimore, not including the '70 WS during which he hit .455 (11-5) for Cin. . . .

In his 1st 7 years in the A.L., **George Brett** batted .377 (292-110) vs. O's pitching . . . Over the last 4 seasons, however, he has hit only .200 (145-29) . . . Lifetime, he has a .318 (437-139) average against the O's . . . In '84 **Pat Sheridan** hit .364 (33-12) in the season series.

**Steve Balboni** hit only .103 (39-4), but 3 of his hits were homers and he led the Royals in both home runs and rbi (7) against Baltimore.

The Royals stole 12 bases in 14 tries against the Birds, led by **Willie Wilson** who was 5-for-5 . . . Lifetime, **Wilson is 27-for-31 (.871) vs. O's.**

**Royals Pitching:** **Dan Quisenberry** was 1-0 with 3 saves in 5 appearances . . . Lifetime, he's 2-2 with 11 saves in 27 games and has a 1.58 era (40 ip, 7 er) . . . He has given up 3 homers to the O's during his career: to **Ken Singleton** ('82), **Eddie Murray** ('83) and **Mike Young** ('84), but has held Birds to .229 (144-33) career average.

**Larry Gura** was 2-1 in 4 starts despite a yield of 6 home runs, 11 walks and 2 hit batters (3.41 era, 29 ip, 22 h, 11 er) . . . Lifetime, he is 13-8, trailing only **Tommy John** (15) and **Bert Blyleven** (14) for most career wins vs. the O's among active A.L. pitchers.

**Orioles Batting:** **Rick Dempsey** hit .423 (26-11) against the Royals last year and hit 2 home runs, both against **Gura** . . . **Murray** had a .357 average (42-15) and led the O's in rbi with 11 (also hit 3 hr) . . . **Cal Ripken** was the home run leader vs. K.C. with 4 and batted .354 (48-17) . . . **Rich Dauer** hit .346 (26-9).

The leading lifetime hitter vs. K.C. among current O's is **John Lowenstein** at .295 (224-66) . . . **John** who batted a combined .553 (38-21) in '82 & '83 dipped to .125 (16-2) last year . . . **Murray** who has played in 88 of the O's 89 games vs. K.C. since he joined up in '77 has a .286 (332-95) career average against the Royals.

**Orioles Pitching:** **Mike Flanagan** was 2-1 including a shutout, but is still 3 under .500 lifetime at 9-12 . . . **Scott McGregor** was 2-1 and is 7-6 overall . . . Both **Mike Boddicker** and **Tippy Martinez** were 0-2.

vs. MILWAUKEE ('84: 7-6 . . . Lifetime: 145-79) . . . The O's are 13-3 in season series since the Brewers franchise started in Seattle in '69 . . . The O's record in that period (pct. .6473) vs. the Brewers is 2nd only to their log against the Mariners (60-26, .698) and just a trifle better than their mark vs. Toronto (66-36, .6471).

Though they were only 3-4 at County Stadium in '84, the O's hold a lifetime 67-41 (.620) record there in 15 years vs. the Brewers. Only Texas and Seattle have been friendlier foreign ports for the Birds.

Over the past 3 years, the O's are 27-12 (.692) vs. the Brewers, and are 14-3 against them at Memorial Stadium starting Oct. 1, '82.

**Statistical Oddity:** Pitching was not a strongpoint in the season series last year. The 2 staffs had identical stats in era-4.06, ip-133, h-107 and er-51 in 13 games.

**Milwaukee Batting:** **Ben Oglivie** led the Brewers in hitting with a .351 (37-13) average, followed by **Robin Yount** at .333 (51-17) . . . **Yount** has maintained that .333 level for the past 3 years against the O's (159-53).

**Jim Gantner** batted only .137 (51-7), but led the Brewers with 11 rbi . . . **Cecil Cooper** was the only Brewer with 2 homers, but hit only .220 (50-11) . . . In his 1st 5 years with the Brewers, he owned the O's as at-tested by his .344 average (209-72). During the past 3 seasons, however, the Birds have held him to .195 (154-30). Against the rest of the league in that 3 year span, he has batted .308 (1764-544).

**Milwaukee Pitching:** No Brewer pitcher has more than one win, but reliever **Ray Searge** earned 2 saves in 3 appearances . . . **Don Sutton** was 0-3 and gave 27 hits and 12 earned runs in 17 innings (6.53 era) . . . He's 2-4 lifetime but one of those wins clinched the Brewers only division title ('82).

**Moose Haas**, the Baltimore native, was 1-0 and is now 5-7 lifetime . . . **Mike Caldwell** made only one brief appearance (no decision) and remains 3-8 lifetime with a 5.67 era. In 15 career efforts vs. Baltimore he's yielded 20 home runs and the O's have hit a .319 against him (348-111) . . . **Pete Ladd** made big league debut in Bal. June 4 . . . He threw 69 pitches in 1st 2 innings, went 4 & was loser.

**Orioles Batting:** **Floyd Rayford** was the leading hitter in the series at .364 (22-8) . . . **Eddie Murray** batted .356 (45-16) and had a .482 on-base pct. (56-27, including 11 walks and an hp) . . . He also hit 4 homers and over the last 4 years has homered 13 times while driving in 37 runs in 46 games against the Brewers . . . His 22 homers and 74 rbi in 99 career games vs. Milwaukee are 2nd only to his totals against the Tigers (24 hr, 77 rbi).

**Cal Ripken** hit only .189 (53-10) in the season series but led the club with 9 rbi boosting his career total to 32, a personal high vs. one opponent.

**Orioles Pitching:** **Scott McGregor** was 2-0 with 2 complete games including a shutout and a yield of only 1 run in 18 innings (0.50 era) . . . **Mike Boddicker** was 2-1 with 3 complete games, a shutout and a 1.73 era (26 ip, 5 er) and is now 4-1 lifetime . . . **Storm Davis** was also 2-1 and also sports a 4-1 career mark against Milwaukee . . . The only multiple loser was **Mike Flanagan** (0-2).

**Jim Palmer** who did not pitch against Milwaukee finished with a 21-12 record . . . **Dennis Martinez** didn't have a decision but holds a 10-5 advantage vs. the Brewers.

vs. MINNESOTA ('84: 5-7 . . . Lifetime: 181-145, Min. only) . . . The Twins won the season series for the first time in 8 years (since '76) . . . The O's had gone 6-0-1 during the interim . . . Despite the setback, the O's are 45-21 (.621) vs. the Twins in the last 6 seasons and 33-15 (.688) starting July 21, '80.

The Birds have won 20 of the last 26 games (.769) against the Twins at Baltimore where Minnesota has won only one series over the past 6 campaigns . . . Since moving to the Upper Midwest in '61, the Twins have made 54 trips to Baltimore and have swept only one series, a 3-game set on May 23-24-25, '83.

The O's are now 9-9 lifetime at the "Hump" after winning only one of 6 games there in '84. That lone victory occurred in the final game at Minny, on July 4th, when **Dennis Martinez** beat **Al Williams** in a battle of Nicaraguans.

**Minnesota Batting:** **Tim Lincecum** batted .405 (42-17) vs. the O's while **Mickey Hatcher** hit .367 (49-18) and led the Twins with 10 rbi in 12 games . . . **Hatcher** has a .333 lifetime mark vs. Baltimore (138-46) . . . **Dave Engle** batted .344 (32-11).

**Kent Hrbek** who had homered only once in 2 previous seasons in 21 games vs. Baltimore connected 4 times in '84. A statistical oddity re: **Hrbek**. In the 1st 6 games of the season series, he fielded 23 ground balls for outs.

**Minnesota Pitching:** **John Butcher** was 4-0 in 4 starts with a 1.80 era (35 ip, 28 h, 7 er) and hurled 3 complete games . . . He was the 1st to win that many against the O's in one season since **Pat Dobson** went 5-0 in '76 for Cleveland . . . **Butcher** is 5-0 lifetime against the Birds (including a 2-hit shutout for Texas in '83) . . . His career era is 2.05 (48.1 ip, 11 er).

The two hurlers who came over from Texas in the **Gary Ward** deal, **Butcher** and **Mike Smithson** (2-2) accounted for 6 of the Twins 7 wins against the O's in '84 . . . **Williams** won the other .

**Orioles Batting:** **Fred Lynn's** .338 career average (376-127), and 22 home runs vs. Minnesota are personal highs against one team (he's hit 21 hrs vs. Detroit) . . . **Lynn** is one of 6 current O's with .300+ career marks against the Twins: **Cal Ripken**—.336 (143-48), **Gary Roenicke**—.326 (181-59), **Eddie Murray**—.317 (331-105), **Lenn Sakata**—.308 (78-24) and **Rich Dauer**—.305 (233-71) . . . **Rick Dempsey** is close at .297 (219-65).

**Memorable Game:** **Ripken** tied or broke 4 club records in the O's 13-0 win at the "Hump" on Sep. 3, '83 . . . He had 5 hits (to tie club mark), hit his 22nd & 23rd homers (to break **Ron Hansen's** team standards for a shortstop), hit his 37th and 38th doubles (to tie **Brooks'** record), and logged 13 total bases (to tie **Boog** and **Murray**).

The O's total of 39 total bases that day also matched a club record and their 6 homers were the most ever given up by the Twins in one game (since moving to Minny) . . . One of those homers was a **Ken Singleton** slam.

**Orioles Pitching:** No Oriole won more than one game while **Mike Boddicker** was 0-3 and **Mike Flanagan** 1-2 . . . **Flanagan's** 1st loss, on Apr.

## ORIOLES VS. OPPONENTS (Min. Cont.)

7, snapped a personal 14 game winning streak vs. the Twins . . . He hadn't lost to Minny since dropping his 1st 2 career decisions against them, the latter on May 29, '77. He'd gone almost 7 years between losses to the Twins . . . Lifetime, he's 15-4.

**Scott McGregor** was 1-1 and is now 11-4 . . . **Tippy Martinez** has worked in 33 games against Minnesota (50 ip) and has given up only one home run. That was to **Tom Brunansky** in **Tippy's** final '84 effort against Minny (at HHH) on July 4 . . . **Sammy Stewart** has never lost to the Twins . . . He's 4-0 with 2 saves.

vs. **NEW YORK** ('84: 5-8 . . . Lifetime: 282-261) . . . The O's lost the season series to the Yankees for the 2nd year in a row, but are still 15-5-1 in the last 21 years (starting '64, and 17-7-2 (starting '59) after losing the first 5 ('54 thru '58).

**O's vs. Yankees Lifetime:** The O's are the only club with a lifetime winning record vs. New York (282-261, .519) . . . The O's were 32-76 (.296) against the Yankees from '54 thru '58, but, from '59 thru '84 (26 years), they've gone 250-185, (.575), and , over the last 21 years from '64 thru '84, the O's record is even better (199-135, .596).

Detroit ranks 2nd against the Yankees with a .476 (788-868) pct. and the Brewers are 3rd (Mil. only) at .465 (100-115).

**At Baltimore:** The O's have gone 15-7 in the last 22 games vs. New York at Memorial Stadium, and are 149-122 (.550) lifetime against the Yankees at home.

**At New York:** At Yankee Stadium, the O's are 124-130, the best lifetime record by any visiting club. The Twins (Minny only) are 2nd at .420 (63-87) and the A's (Oakland only) are 3rd (.404, 36-53).

Since the new Yankee Stadium opened in '76, the O's are 33-30 there . . . In one 4-year stretch ('65-'68), the O's were 30-8 at old Yankee Stadium and they won 12 straight in "The House that Babe Ruth Built" between May 1, '65 and June 21, '66.

**Sweeps:** In 31 years, there have been 62 series sweeps (3 games minimum) in the rivalry, 31 by each club . . . The O's are 19-11 in sweeps at home and 12-20 at New York.

The O's have twice swept 5-game series vs. N.Y. (both in Baltimore): Aug. 22-24, '62 and Sep. 13-16, '82 . . . The only other sweep of a 5-game set in O's history was against the Twins, also in Baltimore, July 1-3, '66.

**Yankees Batting:** The Yankees had a .294 team average vs. the O's in '84 (449-132). Eight Yankees with 20 or more at bats hit .300 or more vs. the O's including **Butch Wynegar**—.405 (42-17), **Don Baylor**—.353 (34-12), **Bobby Meacham**—.351 (37-13) and **Don Mattingly**—.326 (46-15).

**Baylor** who led the Yankees with 12 rbi in 10 games has hit Baltimore pitching at a .351 clip (168-59) over the past 4 years with 13 homers and 38 rbi in 45 games . . . His lifetime mark against the Birds is up to .298 (363-108).

**Dave Winfield**, a .255 (200-51) career hitter vs. the O's, hit 8 home runs in his 1st 2 A.L. seasons against the Birds, but none in the last 2 . . . **Lou Piniella** who started his big league career with the O's in '64, ended it against them, at Yankee Stadium on June 16, '84.

**Rickey Henderson** had a modest season against the O's in '84 (.275, 40-11), but his lifetime totals remain very impressive. His career average is .338 (237-80) 3rd among actives behind **Larry Herndon** .348 and **Juan Beniquez** .340 (100 at bats minimum) and, with 46 walks, his on-base pct. is .445 (283-126) . . . **Henderson** has also stolen 36 bases in 44 attempts over 64 games for a pct. of .818.

**New York Pitching:** **Jay Howell**, 2-0 in 5 appearances including one start, was the Yankees only multiple winner vs. the O's and **Dennis Rasmussen** (0-2) the only multi loser . . . **Dave Righetti**, in relief, was 0-1 with 3 saves in 4 appearances, but gave up 2 homers and 4 runs in 6 innings and O's batted .333 (27-9) against him.

**Joe Cowley** was 1-0 in 2 starts, despite a yield of 4 homers and 8 earned runs in 8.2 innings. **Clay Christiansen** saved 2 games in 3 appearances though the O's went 7-for-16 (.438) against him.

The O's hit .372 (43-16) against **Phil Niekro** who was 0-0 in 2 starts . . . Against the 2 knuckleball specialists in the A.L. (**Niekro** and **Charlie Hough** of Texas), the Birds batted .418 (67-28) . . . **Hough** was 0-2.

**Ron Guidry** was 0-1 in 2 games (1 start) . . . He has lost 6 of his last 8 decisions against the O's and is now 7-7 lifetime.

**Orioles Batting:** **Al Bumbry** batted .500 (22-11) and hit 2 of his 3

homers against the Yankees . . . Among his 53 lifetime home runs, 10 have been hit-off New York pitching.

**Gary Roenicke** who led the O's with 7 rbi vs. New York also hit 2 homers including a grand slam off **Rasmussen** on June 17, a blast that netted **Anne Sommers** of College Park, Md. \$1,000,000 in WMAR-TV's "Home Run Sweepstakes."

**Rich Dauer** had a .361 average (36-13), and **Jim Dwyer** went 5-for-9 to boost his career mark against the Bombers to .308 (39-12) . . . **Dwyer** is the only Oriole with a .300 career avg. vs. N.Y. The previous leader was **Ken Singleton** who finished at .282 (475-134) . . . **Eddie Murray** hit .214 (51-16) in the season series as did **Fred Lynn** (35-11).

**Orioles Pitching:** **Mike Flanagan** was 2-0 against the Yankees, and has now won his last 5 decisions. His career vs. N.Y. has been very streaky . . . After starting at 1-2 against the Bombers, he won 5 in a row, lost 5 straight, and has now compiled another 5 game winning streak.

**Mike Boddicker** was 2-1 and is 5-1 lifetime including his 1st major league win in Sep. '82 . . . **Scott McGregor**, 0-2, has lost 4 straight to the Yankees over the last 2 years . . . He's 6-9 lifetime and 5 of his 6 wins have been shutouts.

**Tippy Martinez** was 0-2 with 2 saves in 4 games . . . Lifetime, he has made 56 appearances against the Yankees (a career high vs. one club) and is 9-6 with 13 saves and a 2.31 era (81.2 ip, 21 er).

**Jim Palmer** who did not work against the Yankees last year finished with a 30-16 record . . . He ranks 8th on the all-time anti-Yankee list (**Walter Johnson** tops the list with 60 wins) and was number one among his contemporaries at the time of his retirement . . . **Jim** was 16-7 at Yankee Stadium including 7-3 in the new facility.

vs. **OAKLAND** ('84: 6-6 . . . Lifetime, Oak only: 118-88) . . . The O's have not lost a season series to the A's since '76 . . . In the 8 years since then, the Birds have won 7 and tied one, and gone 62-31 (.667).

The Orioles were 4-2 at Oakland in '84 . . . Starting July 8, '76, they have gone 33-15 (.688) in the East Bay Area, and are 61-44 (.581) there lifetime, not including 3-3 in 3 ALCS.

Baltimore provided the opposition in A's 1st home game ever (after moving from K.C. for the '68 season) . . . The date was Apr. 17 and **Dave McNally** pitched a 2-hitter to beat **Lew Krausse**, 4-1 . . . **Boog Powell** had the gwrbi and hit the 1st home run, both in the 2nd inning . . . **Mark Belanger** and **Brooks** also homered for the O's as did **Rick Monday** for Oakland.

**Oakland Batting:** **Carney Lansford** dominated the A's offense vs. the O's, leading in avg. (.370, 46-17), runs (12), hits (17), hr (5) and rbi (8) . . . He has hit over .300 4 straight years against Baltimore and in that time has a composite .346 average (136-47) . . . **Dwayne Murphy** was a .364 hitter (33-12).

The Birds managed to fairly well neutralize **Dave Kingman** who was held to 2 homers and 7 rbi in 12 games while batting .255 (47-12) . . . **Rickey Henderson** had an off-year, for him, against the Birds . . . See "vs. New York" for details.

**Oakland Pitching:** **Bill Krueger** was 2-0 in 2 starts with a complete game and a 1.56 era (17.1 ip, 3 er) . . . In 4 career appearances over the last 2 years, he's 3-1 with a 1.52 era (29.2 ip, 5 er). Both **Steve McCatty** and **Mike Warren** were 0-2.

**Orioles Batting:** **Wayne Gross** had a big year against his ex-teams with a .381 average (21-8), 2 homers and 9 rbi . . . **Wayne** drove in all 5 of the O's runs in **Storm Davis'** 5-1 win over **McCatty** on May 13 in Baltimore.

**Floyd Rayford** hit .350 (20-7) and **Eddie Murray** .308 (39-12) with 1 hr & 8 rbi in the season series . . . **Murray**, incidentally, has played in all but one of the O's 93 games vs. the A's since he joined the club in '77 . . . **Fred Lynn** had a big year against Oakland (.367, 49-18) as an Angel.

**Orioles Pitching:** **Mike Boddicker** was the O's only multiple winner at 2-1 while both **Storm Davis** (1-2) and **Dennis Martinez** (0-2) were multi-losers . . . **Dennis** was undefeated in Baltimore against the A's lifetime (5-0) prior to the season, but lost twice to them at Memorial Stadium in '84.

**Mike Flanagan**, 1-0, extended his career record at the Coliseum to 10-0 with a 4-2 victory over **Ray Burris** on Aug. 25 . . . In 13 lifetime starts at Oak., **Mike** has hurled 6 complete games (including 2 shutouts) and compiled a 1.88 era (96 ip, 62 h, 20 er) . . . He's beaten **Rick Langford** there 4 times and **Matt Keough** 3. Overall, **Mike** is 15-4 against the A's (i.e. 5-4 at Baltimore).

## ORIOLES VS. OPPONENTS (Oak. Cont.)

**Jim Palmer** pitched in his final A.L. game in Baltimore May 12th, against the A's in relief. He did not have decision, **Jim** was 20-15 lifetime against the A's.

vs. SEATTLE ('84: 9-3 . . . Lifetime: 60-26) . . . The O's lifetime record vs. the Mariners (.698) is their best against any opponent . . . In 8 years the O's have won 7 season series and tied one.

At **Baltimore**, the Birds are 32-11 (.744) . . . They won the 1st 14 games the M's ever played at Memorial Stadium until former Oriole **Mike Parrott** beat **Sammy Stewart** on July 25, '79. Since then the O's have maintained an 18-11 record in Baltimore. The 2 clubs have played 16 series here and the M's have won only 2 of them . . . At the **Kingdome**, the O's went 5-1 in '84, boosting their lifetime mark there to 28-15 (.651).

O's on West Coast: In '84 the Birds went 12-6 on the west coast vs. Cal., Oak. and Sea. Over the past 7 seasons, starting '78, the Birds have gone 78-43 (.645) in the Pacific time zone: vs. Cal. 25-16, .610; vs. Oak. 27-15, .643; vs. Sea. 26-12, .684.

Seattle Batting: Rookie **Jim Presley** provided more than his share of heroics during a 2-day period in Seattle last Aug. 31 and Sep. 1, hitting 3 homers and driving in 7 runs . . . On the 31st he became the 1st ever to hit a grand slam off **Mike Flanagan**, and the next night hit 2 home runs, good for 3 more rbi.

The M's leading hitter in the season series was the **Dave Henderson** who hit .350 (20-7) in limited action . . . During his 3+ seasons in the A.L., **Dave** has a .369 average (84-31) average against the O's . . . The veteran **Al Cowens** batted .333 (45-15) . . . He also led with 10 rbi in 11 games . . . **Jack Perconte** hit .311 (45-14).

Seattle Pitching: **Ed VandeBerg** was the M's only multiple winner against the O's at 2-1, despite the fact the Birds batted .365 (52-19) at his expense . . . **Ed Nunez** saved 2 games in 3 appearances and didn't give up a run in 6.1 innings.

Both **Mike Moore** and **Jim Beattie** were 0-3 . . . **Moore** who walked 12 and fanned 17 in 20 innings has a career mark of 1-5 . . . **Beattie** is 3-10 . . . **Paul Mirabella**, an Oriole briefly in '83, went 0-2 vs. the O's in '84.

Orioles Batting: **Ken Singleton's** retirement is good news for Mariner fans . . . In 8 seasons against them, **Ken** was devastating . . . Overall, he hit .341 (255-87) with 24 home runs and 77 rbi in 73 games . . . At the Kingdome, he had 14 homers and 42 rbi in 35 games . . . As a parting shot, he hit a grand slam off **VandeBerg** at Seattle on Sep. 1.

**Eddie Murray** hit only .185 (82-15) vs. the M's in '82 and '83, but last year broke out of that slump with a vengeance. He batted .425 (40-17) with 3 home runs and 13 rbi in 12 games, drew 11 walks and was hit with a pitch . . . His on-base pct. in the season series was an awesome .547 (53-29).

**Cal Ripken** led the O's in homers with 4 and batted .319 (47-15) and **Todd Cruz** who hit .218 overall went 7-for-18 (.389) vs. his former teammates.

Orioles Pitching: **Storm Davis** was the O's only multi-winner in the season series . . . He was 2-1 in 3 starts and is now 5-2 lifetime . . . **Mike Flanagan** went 1-0 and is now 9-3 lifetime as did **Dennis Martinez** who upped his career log vs. Seattle to 12-4 . . . **Jim Palmer** did not pitch against the M's and retired at 2-3 lifetime, his only losing record vs. one opponent.

**Tippy Martinez** was the losing pitcher in 2 of the O's 3 losses to Seattle (he was 1-2). Prior to '84 he had never lost to the Mariners . . . His career mark is now 3-2 with 4 saves.

vs. TEXAS ('84: 9-3 . . . Lifetime-Texas only: 87-57) . . . The O's have had more success at Arlington than in any other foreign port . . . They are 51-22 (.699) there lifetime, and have gone 20-7 (.740) in Texas since the Rangers swept them in a 3-game set in Texas on July 2-3-4, '79.

Conversely, the Rangers have the best record in Baltimore among all visiting clubs, 35-36. However, their record has deteriorated sharply over the past 3 years during which they have gone 5-13 at Memorial Stadium.

In each of the last 3 seasons, the Birds have gone 9-3 overall, and during the last 4 campaigns, they are 29-10 (.744) against the Rangers . . . Since the franchise moved to Texas in '72, the O's have won 8 season series, lost 2 and tied 3, and haven't dropped one since '77.

Odds and Ends: The "go-go" Birds stole 4 bases in a game, one shy of the club record, at home against the Rangers last July 31st on a pair of double steals (**Murray & Ayala**, and **Dempsey & Shelby**) . . . **Billy Sample** handled 9 putouts in left field on July 30, 2 short of the major league mark . . . **Jeff Kunkel** hit his 1st big league homer at Baltimore, on July 31, off **Dennis Martinez** . . . O's won 1st 7 games in '84 season series.

Texas Batting: The O's held the Rangers to a .217 team average (the O's hit only .243), and Texas scored only 35 runs, fewer than 3 a game . . . **Mickey Rivers** batted .333 (18-6) in 7 games and **Gary Ward** hit .292 (48-14) . . . The rbi leader with 6 against the O's was **George Wright** and **Larry Parrish** led in homers (3).

**Buddy Bell** batted only .176 (34-6) and now has a lifetime average of .246 vs. the O's (606-149).

Texas Pitching: Though he was 1-2 against the O's, **Frank Tanana** had a 1.47 era (18.1 ip, 3 er) . . . His career record is 12-10 with a 2.47 era (193.1 ip, 53 er) . . . The only other Texas pitchers to beat the Birds were **Danny Darwin** (1-0) and **Odell Jones**, a non-roster pitcher in the O's camp this spring, also 1-0.

**Charlie Hough** was 0-2 in 2 starts with a 24.75 era (4 ip, 11 er) . . . The Birds batted .500 against **Hough** (24-12) and against the 2 knuckleball specialists in the A.L. (**Hough & Phil Niekro** who was 0-0 in 2 starts), the O's had a combined .418 average (67-28).

Orioles Batting: **Eddie Murray** (.347, 49-17, 2 hr, 12 rbi) and **Cal Ripken** (.362, 47-17, 2 hr, 7 rbi) excelled against the Rangers as did **Jim Dwyer** (.667, 12-8), but the rest of the club hit a composite .191 (304-58) . . . Nine O's batted under .200 . . . **Ripken** who is batting .347 lifetime (147-51) vs. Texas, his highest average against one team, had 17 hits in the season series, 12 of them for extra bases (7-3-2).

Orioles Pitching: The O's staff fashioned a 2.84 era against Texas, 2nd only to the Birds' 2.77 vs. the White Sox. Three of the O's starters (**Storm Davis**, **Mike Boddicker** and **Scott McGregor**) remain undefeated against the Rangers lifetime.

**Davis**, who was 3-0 with a 1.04 era (26 ip, 3 er) and completed 2 of 3 starts in '84, is now 4-0 lifetime with a 1.70 (53 ip, 10 er) and has yet to throw a home run ball to a Ranger batter.

**Boddicker** was 2-0 and also has a 4-0 career record. His era is 2.22 (44.2, 11 er). **McGregor** went 1-0 last year to improve his lifetime log to 6-0 in 12 lifetime appearances (3.15 era, 71.1 ip, 25 er).

Another Orioles pitcher, **Tippy Martinez**, fell from the unbeaten ranks when he lost to **Jones** on July 31. However, **Tippy** picked up 3 saves during the season and is now 6-1 with 9 career saves and a 2.33 era (47.1 ip, 23 er) in 32 relief appearances.

**Dennis Martinez** was, like **Davis** and **Boddicker**, a multiple winner (2-0) vs. Texas in '84 . . . He's 7-5 lifetime . . . **Mike Flanagan** was the loser in 2 of the Rangers' 3 victories . . . He's 6-5 overall against them.

vs. TORONTO ('84: 4-9) . . . Lifetime: 66-36) . . . The O's had won all 7 season series against the Blue Jays (.77 thru '83) until 1984 . . . After the 1st 6 years, Baltimore held a 55-21 edge (.723), but in the last 2 years have gone only 11-15 vs. Toronto (incl. 7-6 in '83).

Despite the setback in '84, the O's lifetime pct. against Toronto (.64706) is their 3rd highest behind: (1) .698 Sea., 60-26, and (2) .64732 vs. Mil., 145-79.

The O's who once won 19 in a row at home against the Jays (Sep. 19, '77 thru May 2, '81) are 38-13 (.745) lifetime vs. Toronto at Baltimore despite going 2-4 in '84 . . . At Toronto, the O's are 28-23 (.549).

Memorable Games: There have been many memorable moments in the O's Blue Jays rivalry including the "Earl Weaver Forfeit" on Sep. 15, '77, and the 24-10 pasting the Jays handed them, also at Toronto, on June 26, '78.

However, for the Orioles, the game that stands out above the rest was the "3 pickoff game" in Baltimore on Aug. 24, '83 . . . The O's were down 3-1 with 2 on and 2 down in the 9th when they suddenly tied the score on rbi singles by **Benny Ayala** and **Al Bumbry** and forced the game into overtime.

Because of extensive offensive maneuvering, the O's took the field in the 10th with strangers at 3 positions . . . **John Lowenstein** was at 2nd base, **Gary Roenicke** was at 3rd, and, for the 1st time in his professional career, **Lenn Sakata** was catching.

**Cliff Johnson** led off the 10th with a home run off **Tim Stoddard** to



## ORIOLES VS. OPPONENTS (Tor. Cont.)

put the Jays back on top. When **Barry Bonnell** followed with a single, in came **Tippy Martinez** who proceeded to retire the side without retiring a batter. First, he picked **Bonnell** off 1st, then he walked **Jesse Barfield** and picked him off, and finally yielded a single to **Willie Upshaw** before nailing him the same way.

**Cal Ripken** led off the home 10th with a game-tying homer, and 2 outs later with 2 on **Sakata** gave the O's a "sudden death" 7-4 win with a 3-run homer off **Joey McLaughlin**.

The next night, the 2 clubs were in a scoreless tie until **Bonnell** homered in the 10th. But, the Birds bounced back on singles by **Joe Nolan** and **Bumbry** and a game-winning 2-run double by **Dan Ford** to win again in "sudden death."

**Toronto Batting:** **Garth Iorg** and **Rance Mulliniks**, who platooned at 3rd base for the Jays, combined to hit .341 (44-15) in the season series (**Iorg**—.360, 25-9, and **Mulliniks**—.316, 19-6).

**Dave Collins** stole 7 bases in as many attempts, and 4 of them came in the same game on Aug. 5 at Baltimore. . . . That nite **Upshaw** stole 2 and **Lloyd Moseby** one for a total of 7, one shy of the record for steals in a game vs. the O's (set by K.C. on Sep. 27, '65).

**Cliff Johnson** who hit .314 (35-11) against the O's made history that same evening when he hit his major league record setting 19th career pinch home run.

**Toronto Pitching:** They Jays staff had a 2.64 era (116 ip, 34 er) in the season series, lowest among all O's opponents. **Jim Clancy** went 2-2 in 4 starts with a 2.64 (30.2 ip, 9 er) . . . **Clancy** had only 5 complete games in 36 starts last year, but pitched 3 of them against the Orioles. . . . Lifetime, he is 7-10.

**Dave Stieb** also made 4 starts vs. the O's, but was only 1-0 despite a 1.78 era (25.1 ip, 5 er). His career record vs. Baltimore is 3-7.

Newly-acquired **Bill Caudill** has fanned 21 of the 49 Orioles batters he's faced over the last 3 years. . . . In that time, he's gone 3-0 with 4 saves in 11 appearances (era 3.85, 11.2 ip, 5 er) and held O's batters to a .233 average (43-10).

**Orioles Batting:** The O's scored at the rate of just over 3 runs per game (37 in 12 games) while batting only .237 (430-102) as a club. . . . Nobody hit more than one home run. . . . **Eddie Murray** led the O's in rbi (7) and batted .319 (47-15). . . . In 100 lifetime games vs. the Jays he is batting .324 (361-117) with 19 homers and 68 rbi. . . .

Other O's who hit well against Toronto were: **Todd Cruz** .417 (12-5), **Joe Nolan** .444 (9-4), **Mike Young** .350 (20-7), and **John Lowenstein** .333 (18-6).

**Orioles Pitching:** **Mike Flanagan** is 15-6 lifetime vs. Toronto, but has not beaten the Jays in 2 full seasons (since a win on Aug. 25, '82) . . . Since then, he's 0-2, both in Baltimore where he has a career mark of 10-2 against them.

**Tippy Martinez** had never lost to Toronto until going 1-2 in '84. . . . Lifetime he is 6-2 with 6 saves. . . . **Mike Boddicker** (1-0 last year) is 3-0 lifetime and **Scott McGregor** (who once saved 2 games in one day vs. the Jays in Toronto, on Sep. 14, '77) was 2-2 in '84 and is 11-4 lifetime. . . . **Dennis Martinez** has an 8-5 career edge, but is 0-3 since he last beat the Jays Sep. 1, '82.

## ORIOLES ALL-STAR GAME SELECTEES—1954-1984

PLAYERS	PLAYERS	PLAYERS	PLAYERS
1954 Bob Turley (DNP)	1963 Luis Aparicio Brooks Robinson Steve Barber*	1970 Mike Cuellar (DNP) Dave Johnson (ST) Dave McNally (DNP) Jim Palmer (ST) Boog Powell (ST) Brooks Robinson Frank Robinson (ST)	1977 Jim Palmer (ST)† Ken Singleton
1955 Jim Wilson (DNP)	1964 Luis Aparicio* Brooks Robinson (ST) Norm Siebern	1978 Jim Palmer (ST)† Mike Flanagan (DNP) Eddie Murray (DNP)	1979 Ken Singleton Don Stanhouse (DNP)
1956 George Kell (ST)	1965 Milt Pappas (ST)† Brooks Robinson (ST)	1979 Don Buford Mike Cuellar Jim Palmer Boog Powell* Brooks Robinson (ST) Frank Robinson (ST)	1980 Al Bumbry Steve Stone (ST)†
1957 George Kell (ST) Billy Loes Gus Triandos (DNP)	1966 Steve Barber (DNP) Andy Etchebarren (DNP) Brooks Robinson (ST) Frank Robinson (ST)	1981 Pat Dobson (DNP) Bobby Grich (ST)† Dave McNally Jim Palmer (ST)† Brooks Robinson (ST)	1981 Scott McGregor (DNP) Eddie Murray Ken Singleton (ST)
1958 Billy O'Dell Gus Triandos (ST)	1967 Andy Etchebarren (DNP) Brooks Robinson (ST) Frank Robinson (DNP)	1982 Paul Blair Brooks Robinson (ST)	1982 Eddie Murray
1959 Bill O'Dell† Gus Triandos (ST)* Jerry Walker (ST)† Hoyt Wilhelm (DNP 1st) Gene Woodling*	1968 Dave Johnson Boog Powell Brooks Robinson (ST)	1983 Tippy Martinez (DNP) Eddie Murray Cai Ripken	1983 Eddie Murray
1960 Chuck Estrada (DNP 2nd) Jim Gentile (DNP 2nd) Ron Hansen (ST, both) Brooks Robinson	1969 Paul Blair Dave Johnson* Dave McNally Boog Powell (ST) Brooks Robinson Frank Robinson (ST)	1984 Mike Cuellar (DNP) Bobby Grich Brooks Robinson (ST)	1984 Cal Ripken (ST) Eddie Murray Mike Boddicker (DNP)
1961 Jack Brandt (DNP 2nd) Jim Gentile (DNP 2nd) Brooks Robinson (ST, both) Hoyt Wilhelm (DNP 2nd)	1970 Jim Palmer (DNP)		
1962 Jim Gentile Milt Pappas Brooks Robinson Hoyt Wilhelm*	1976 Mark Belanger Bobby Grich (ST)		

MANAGERS: Hank Bauer, '67; Paul Richards, '61; Earl Weaver, '70, '71, '72, '74, '80; Joe Altobelli, '84.

\*—Selected but did not attend due to injury  
†—Started but not elected  
‡—Honorary Manager

†—Selected for 1st game only  
‡—Selected for 2nd game only

## ALL-STAR GAME NOTES

1984: **Cal Ripken** became the Orioles' 1st elected starter since '81 (see below) and **Eddie Murray** and **Mike Boddicker** were selected by A.L. manager **Joe Altobelli** for the July 10 game at San Francisco's Candlestick Park.

Ripken, in his 2nd all-star appearance was 0-for-3. Murray, selected for the 4th straight time and 5th overall, was 1-for-2 with a double, the only hit off New York Mets' rookie **Dwight Gooden**. Boddicker did not pitch.

Ripken was joined by his father, **Cal Ripken, Sr.**, who assisted in the A.L. bullpen. They are believed to be the 1st father-son combination ever on an all-star squad (not all coaches were listed in some early all-star games). A record 21 batters struck out in the game, won by the N.L., 3-1, their 12th win in the past 13 years.

Elected Starters: Ripken was the O's 1st starter since **Ken Singleton** was tabbed in '81. Other O's who have been elected to starting positions are **Boog Powell** ('70, '71), **Brooks Robinson** ('71, '72, '73, '74), **Frank Robinson** ('71) and **Bobby Grich** ('76).

Selection of the starting team was returned to the fans in '70 under the sponsorship of the Gillette Company in cooperation with Major League Baseball. Following the ballot box "stuffing" incident in Cincinnati in '57, responsibility for choosing the starting teams was entrusted to major league players for 12 years ('58 thru '69).

Orioles All-Star MVPs: Three Orioles have won "mvp" honors in all-star competition: **Billy O'Dell** ('58), **Brooks Robinson** ('66) and **Frank Robinson** ('71).

O'Dell, the former Orioles lefthander who also pitched for the Giants, Braves and Pirates, hurled the last three innings of the only all-star game ever played in Baltimore and retired all nine batters he faced to protect a one run lead, thus giving the A.L. a 4-3 win.

Brooks won the '66 Arch Ward Memorial Trophy on the strength of a 3-for-4 effort at bat (including a triple) and an 8-for-8 performance afield. He was the first player from a losing team to be so honored.

Frank's fourth inning home run at Detroit in '71 put the A.L. on top to stay and earned him "mvp" honors. It was the first all-star victory since '62 for the A.L. which did not win another all-star game until '83.

## Orioles All-Star Home Runs

Player	Date	Site	Pitcher	Inning	Men On
Brooks Robinson	July 11, '67	Anaheim	Ferguson Jenkins	6th	None
Frank Robinson	July 13, '71	Detroit	Dock Ellis	3rd	One
Ken Singleton	August 9, '81	Cleveland	Tom Seaver	2nd	None

## ORIOLES AND THE RE-ENTRY DRAFT

PLAYERS LOST			PLAYERS ACQUIRED		
Year	Name	Signed With	Year	Name	Previous Club
1976	Wayne Garland (p)	CLE	1976	Billy Smith (2b)	CAL
	Bobby Grich (2b)	CAL	1978	Steve Stone (p)	CHIWS
	Reggie Jackson (of)	NYY	1980	Jim Dwyer (of)	BOS
	Royle Stillman (of)	CHIWS		Jose Morales (c)	MIN
1977	Dick Drago (p)	BOS	1983	Tom Underwood (p)	OAK
	Ross Grimsley (p)	MONT			
	Elliott Maddox (of)	NYM			
1979	Don Stanhouse (p)	LA	1984	Don Aase (p)	CAL
				Lee Lacy (of)	PIT
				Fred Lynn (of)	CAL

Note: Al Bumbry ('78), John Lowenstein ('82), Joe Nolan ('82), and Dan Ford ('83) were all eligible in re-entry system but re-signed with Orioles.

## ORIOLES CHAMPIONSHIP SERIES SUMMARY

Game No.	Date	Site	Line Score	Attendance
<b>1969</b>				
1	10/4	BAL.	Min. 3-4-2 Bal. 4-10-1 <sup>(12)</sup> J. Perry, Perranoski (9) (L) Cuellar, Richert (9), Watt (10), Lopez (12), D. Hall (12) (W) HR: F. Robinson, Belanger, Powell, Oliva GWRBI: Blair	39,324
2	10/5	BAL.	Min. 0-3-1 Bal. 1-8-0 <sup>(11)</sup> Boswell (L), Perranoski (11) McNally (W) HR: None GWRBI: Motton	41,704
3	10/6	MIN.	Bal. 11-18-0 Min. 2-10-2 Palmer (W) R. Miller (L), Woodson (2), T. Hall (4), Worthington (5), Grzenda (6), Chance (7), Perranoski (9) HR: Blair GWRBI: Hendricks	32,735 (113,763)
<b>1970</b>				
1	10/3	MIN.	Bal. 10-13-0 Min. 6-11-2 Cuellar, D. Hall (5) (W) J. Perry (L), Zepp (4), Woodson (5), Williams (6), Perranoski (9) HR: Cuellar (3 on, J. Perry), Buford, Powell, Killebrew GWRBI: B. Robinson	26,847
2	10/4	MIN.	Bal. 11-13-0 Min. 3-6-2 McNally (W) T. Hall (L), Zepp (4), Williams (5), Perranoski (8), Tiant (9) HR: F. Robinson, Killebrew, Oliva, D. Johnson GWRBI: Powell	27,490
3	10/5	BAL.	Min. 1-7-2 Bal. 6-10-0 Kaat (L), Blyleven (3), T. Hall (5), J. Perry (7) Palmer (W) HR: D. Johnson GWRBI: Powell	27,608 (81,945)
<b>1971</b>				
1	10/3	BAL.	Oak. 3-9-0 Bal. 5-7-1 Blue (L), Fingers (8) McNally (W), Watt (8) (S) HR: None GWRBI: Blair	42,621
2	10/4	BAL.	Oak. 1-6-0 Bal. 5-7-0 Hunter (L) Cueller (W) HR: B. Robinson, Powell-2, Hendricks GWRBI: B. Robinson	35,003
3	10/5	OAK.	Bal. 5-12-0 Oak. 3-7-0 Palmer (W) Segui (L), Fingers (5), Knowles (7), Locker (7), Grant (8) HR: Jackson-2, Bando GWRBI: B. Robinson	33,176 (110,800)
<b>1973</b>				
1	10/6	BAL.	Oak. 0-5-1 Bal. 6-12-0 Blue (L), Pina (1), Odom (3) Fingers (8) Palmer (W) HR: None GWRBI: T. Davis	41,279
2	10/7	BAL.	Oak. 6-9-0 Bal. 3-8-0 Hunter (W), Fingers (8) (S) McNally (L), Reynolds (8), G. Jackson (9) HR: Campaneris, Rudi, Bando-2 GWRBI: Rudi	48,425
3	10/9	OAK.	Bal. 1-3-0 Oak. 2-4-3 <sup>(11)</sup> Cuellar (L) Holtzman (W) HR: Williams, Campaneris GWRBI: Campaneris	34,367
4	10/10	OAK.	Bal. 5-8-0 Oak. 4-7-0 Palmer, Reynolds (2), Watt (7) G. Jackson (7) (W) Blue, Fingers (7) (L) HR: Etchebarren, Grich GWRBI: Grich	27,497
5	10/11	OAK.	Bal. 0-5-2 Oak. 3-7-0 Alexander (L), Palmer (4) Hunter (W) HR: None GWRBI: Rudi	24,265 (175,833)
<b>1974</b>				
1	10/5	OAK.	Bal. 6-10-0 Oak. 3-9-0 Cuellar (W), Grimsley (9) Hunter (L), Odom (5), Fingers (9) HR: Blair, B. Robinson, Grich GWRBI: T. Davis	41,609
2	10/6	OAK.	Bal. 0-5-2 Oak. 5-8-0 McNally (L), Garland (6) Reynolds (7), G. Jackson (8) Holtzman (W) HR: Bando, Fosse GWRBI: Bando	42,810
3	10/8	BAL.	Oak. 1-4-2 Bal. 0-2-1 Blue (W) Palmer (L) HR: Bando GWRBI: Bando	32,060
4	10/9	BAL.	Oak. 2-1-0 Bal. 1-5-1 Hunter (W), Fingers (8) (S) Cuellar (L), Grimsley (5) HR: None GWRBI: Tenace	28,136 (144,615)
<b>1979</b>				
1	10/3	BAL.	Cal. 3-7-1 Bal. 6-6-0 <sup>(10)</sup> Ryan, Montague (8) (L) Palmer, Stanhouse (10) (W) HR: Ford, Lowenstein GWRBI: Lowenstein	52,787
2	10/4	BAL.	Cal. 8-10-1 Bal. 9-11-1 Frost (L), Clear (2), Aase (8) Flanagan (W), Stanhouse (8) HR: Ford, Murray GWRBI: Kelly	52,108

Game No.	Date	Site	Line Score	Attendance
3	10/5	CAL.	Bal. 3-8-3 Cal. 4-9-0 D. Martinez, Stanhouse (9) (L) Tanana, Aase (6) (W) HR: Baylor GWRBI: Harlow	43,199
4	10/6	CAL.	Bal. 8-12-1 Cal. 0-6-0 McGregor (W) Kriapp (L), Laroche (3), Frost (4), Montague (7), Barlow (9) HR: Kelly GWRBI: Singleton	43,199 (191,293)
<b>1983</b>				
1	10/5	BAL.	Chi. 2-7-0 Bal. 1-5-1 Hoyt (W) McGregor (L), Stewart (7), T. Martinez (7) HR: None GWRBI: Paciorek	51,289
2	10/6	BAL.	Chi. 0-5-2 Bal. 4-6-0 F. Bannister (L), Barojas (7) Lamp (8) Boddicker (W) HR: Roenicke GWRBI: None	52,347
3	10/7	CHI.	Bal. 11-8-1 Chi. 1-6-1 Flanagan (W), Stewart (6) (Sv) Dotson (L), Tidrow (6), Koosman (9), Lamp (9) HR: Murray GWRBI: Murray	46,635
4	10/8	CHI.	Bal. 3-9-0 Chi. 0-10-0 <sup>(10)</sup> Davis, T. Martinez (7) (W) Burns (L), Barojas (10), Agosto (10), Lamp (10) HR: Landrum GWRBI: Landrum	45,477 (195,748) (1,013,997)

## ORIOLES WORLD SERIES SUMMARY

<b>1966</b>				
1	10/5	L.A.	Bal. 5-9-0 L.A. 2-3-0 McNally, Drabowsky 3) (W) Drysdale (L), Moeller (3), R. Miller (5), Perranoski (8) HR: F. Robinson, B. Robinson, LeFebvre GWRBI: F. Robinson	55,941
2	10/6	L.A.	Bal. 6-8-0 L.A. 0-4-6 Palmer (W) Koufax (L), Perranoski (7), Regan (8), Brewer (9) HR: None GWRBI: None	55,947
3	10/8	BAL.	L.A. 0-6-0 Bal. 1-3-0 Osteen (L), Regan (8) Bunker (W) HR: Blair GWRBI: Blair	54,445
4	10/9	BAL.	L.A. 0-4-0 Bal. 1-4-0 Drysdale (L) McNally (W) HR: F. Robinson GWRBI: F. Robinson	54,458 (220,791)
<b>1969</b>				
1	10/11	BAL.	N.Y. 1-6-1 Bal. 4-6-0 Seaver (L), Caldwell (6), Taylor (7) Cuellar (W) HR: Buford GWRBI: Buford	50,429
2	10/12	BAL.	N.Y. 2-6-0 Bal. 1-2-0 Koosman (W), Taylor (9) (S) McNally (L) HR: Clendenon GWRBI: Weis	50,850
3	10/14	N.Y.	BAL. 0-4-1 N.Y. 5-6-0 Palmer (L), Leonhard (7) Gentry (W), Ryan (7) (S) HR: Agee, Kranepool GWRBI: Agee	56,335
4	10/15	N.Y.	BAL. 1-6-1 <sup>(10)</sup> N.Y. 2-10-1 Cuellar, Watt (8), Hall (10) (L) Richert (10) Seaver (W) HR: Clendenon GWRBI: None	57,367
5	10/16	N.Y.	Bal. 3-5-2 N.Y. 5-7-0 McNally, Watt (L) Koosman (W) HR: McNally, F. Robinson, Clendenon, Weis GWRBI: Swoboda	57,397 (272,378)
<b>1970</b>				
1	10/10	CIN.	Bal. 4-7-2 Cin. 3-5-0 Palmer (W), Richert (9) (S) Nolan (L), Carroll (7) HR: L. May, Powell, Hendricks, B. Robinson GWRBI: B. Robinson	51,531
2	10/11	CIN.	Bal. 6-10-2 Cin. 5-7-0 Cuellar, Phoebus (3) (W), Drabow- sky (5), Lopez (7), D. Hall (7) (S) McGlothlin, Wilcox (5) (L), Carroll (5), Gullett (8) HR: Tolan, Powell, Bench GWRBI: Hendricks	51,531
3	10/13	BAL.	Cin. 3-9-0 Bal. 9-10-1 Cloninger (L), Granger (6), Gullett (7) McNally (W) HR: F. Robinson, Buford, McNally (3 on, Granger) GWRBI: B. Robinson	51,773
4	10/14	BAL.	Cin. 6-8-3 Bal. 5-8-0 Nolan, Gullett (3), Carroll (6) (W) Palmer, Watt (8) (L), Drabowsky (9) HR: B. Robinson, Rose, L. May GWRBI: L. May	53,007
5	10/15	BAL.	Cin. 3-6-0 Bal. 9-15-0 Merritt (L), Granger (2), Wilcox (3), Cloninger (5), Washburn (7), Carroll (8) Cuellar (W) HR: F. Robinson, Rettenmund GWRBI: Blair	45,341 (253,183)

## ORIOLES WORLD SERIES SUMMARY (Cont.)

Game No.	Date	Site	Line Score	Attendance
<b>1971</b>				
1	10/9	BAL. Pit.	3-3-0 Ellis (L), Moose (3), R. Miller (7) McNally, (W) HR: F. Robinson, Rettenmund, Buford GWRBI: Rettenmund	53,229
2	10/11	BAL. Pit.	3-8-1 B. Johnson (L), Kison (4), Moose (4), Veale (5), R. Miller (6), Giusti (8) Palmer (W), R. Hall (9) (S) HR: Hebner GWRBI: B. Robinson	53,239
3	10/12	PIT. Bal.	1-3-3 Cuellar (L), Dukes (7), Watt (8) Blass (W) HR: Robertson, F. Robinson GWRBI: Clemente	50,403
4	10/13	PIT. Bal.	3-4-1 Dobson, G. Jackson (6), Watt (7) (L), Richert (8) Walker, Kison (1) (W), Giusti (8) (S) HR: None GWRBI: M. May	51,378
5	10/14	PIT. Bal.	0-2-1 McNally (L), Leonhard (5), Dukes (6) Briles (W) HR: Robertson GWRBI: Robertson	51,377
6	10/16	BAL. Pit.	2-9-1 Moose, B. Johnson (6), Giusti (7), R. Miller (9) (L) Palmer, Dobson (10), McNally (10)(W) HR: Clemente, Buford GWRBI: B. Robinson	44,174
7	10/17	BAL. Pit.	2-6-1 Blass (W) Cuellar (L), Dobson (9), McNally (9) HR: Clemente GWRBI: Clemente	47,291 (351,091)
<b>1979</b>				
1	10/10	BAL. Pit.	4-11-3 Kison (L), Rooker (1), Romo (5), D. Robinson (6), G. Jackson (8) Flanagan (W) HR: DeCinces, Stargell GWRBI: Lowenstein	53,735
2	10/11	BAL. Pit.	3-11-2 Blyleven, D. Robinson (7) (W), Tekulve (9) (S) Palmer, T. Martinez (8), Stanhouse (9) (L) HR: Murray GWRBI: Sanguillen	53,739
3	10/12	PIT. Bal.	8-13-0 McGregor (W) Candelaria (L), Romo (4), G. Jackson (7), Tekulve (8) HR: Ayala GWRBI: Garcia	50,848
4	10/13	PIT. Bal.	9-12-0 D. Martinez, Stewart (2), Stone (5), Stoddard (7) (W) Bibby, G. Jackson (7), D. Robinson (8), Tekulve (8) (L) HR: Stargell GWRBI: Crowley	50,883
5	10/14	PIT. Bal.	1-6-2 Flanagan (L), Stoddard (7), D. Martinez (7), Stanhouse (8) Rooker, Blyleven (6) (W) HR: None GWRBI: Madlock	50,920
6	10/16	BAL. Pit.	4-10-0 Candelaria (W), Tekulve (7) (S) Palmer (L), Stoddard (9) HR: None GWRBI: Parker	53,739
7	10/17	BAL. Pit.	4-10-0 Bibby, D. Robinson (5), G. Jackson (5) (W), Tekulve (8) (S) McGregor (L), Stoddard (9), Flanagan (9), Stanhouse (9) T. Martinez (9), D. Martinez (9) HR: Dauer, Stargell GWRBI: Stargell	53,733 (367,597)
<b>1983</b>				
1	10/11	BAL. Pha.	2-5-0 Denny (W), Holland (8) (S) McGregor (L), Stewart (9), T. Martinez (9) HR: Dwyer, Morgan, Maddox GWRBI: Maddox	52,204
2	10/12	BAL. Pha.	1-3-0 Hudson (L), Hernandez (5), Andersen (6), Reed (8) Boddicker (W) HR: Lowenstein GWRBI: Dempsey	52,132
3	10/14	PHA. Bal.	3-6-1 Flanagan, Palmer (5) (W), Stewart (7), T. Martinez (9) (S) Carlton (L), Holland (7) HR: Matthews, Morgan, Ford GWRBI: None	65,792
4	10/15	PHA. Bal.	5-10-1 Davis (W), Stewart (6), T. Martinez (8) (S) Denny (L), Hernandez (6), Reed (6), L. Andersen (8) HR: None GWRBI: Shelby	66,947
5	10/16	PHA. Bal.	5-5-0 McGregor (W) Hudson (L), Bystrom (5), Hernandez (6), Reed (9) HR: Murray-2, Dempsey GWRBI: Murray	67,064 (304,139)
(1,769,179)				

## ORIOLES GENERAL POST-SEASON NOTES

**ALCS:** The O's hold many ALCS/LCS records including: Most LCS (7, in 16 year history of divisional play), Most LCS won (5), Most LCS games (26), Most LCS games won (18), and Most LCS games hosted (13) . . . Their w-l percentage (.692, 18-8) is surpassed only by the Red Sox (.1000, 3-0), Mets and Tigers (.750, 6-2) and Dodgers (.706, 12-5).

The O's won the 1st 10 ALCS games they played (including the 1st 9 ever played) . . . They swept the Twins twice ('69-'70) and A's ('71) in the 1st 3 ALCS, then won game #1 in '73 against Oakland in '73 before losing the 2nd game that year . . . The Orioles are 9-4 at home and on the road.

**WORLD SERIES:** Baltimore has gone 3-3 in 6 WS, but has a .576 2-1 pct. in games (19-14) . . . The Birds are 10-7 at home and 9-7 on the road.

**POST-SEASON TOTAL:** In 59 post-season games, the O's are 37-22 (.627). They are 19-11 at home and 18-11 away.

**ATTENDANCE:** In 26 ALCS games, the O's have played to 1,020,384, an average of 39,246. They've played 13 of those at home and have drawn 548,443 (average 42,188).

In 33 WS games attendance has totaled 1,769, 179 (average 53,611). At home for 17 WS dates the Birds have pulled 877,518 (average 51,619).

The Orioles 59 total post-season games have attracted 2,789,563 (average 47,281). At Memorial Stadium there have been 30 post-season events which have drawn a total of 1,425,961 (average 47,514).

The 3 biggest crowds to watch the O's in a WS were games 5, 4 & 3 (67,064; 66, 947 and 65,792) of '83, all at Philadelphia. The largest attendance for a WS game in Baltimore was 54,458 for game #4 (final game) vs. Dodgers in '66.

The biggest house for an Orioles LCS game was 52,787 for game #1 at Baltimore vs. the Angels in '79 (the "Tonight, Let it be Lowenstein" game).

### ORIOLES WORLD SERIES SHARES BY YEAR

Since 1960 (the 1st year they qualified for a share), the O's have finished in the 1st division 21 times in 25 seasons, thereby qualifying in all but 4 years ('62, '67, '78, '84) for a share of the WS pool (combined since '69 with the LCS).

Here are the individual shares that Baltimore players have received over the years:

1960-\$ 1,154.68 (2nd place)	1972-\$ 330.88 (3rd place East)
1961- 946.17 (3rd place)	1973- 7,469.77 (1st place East)
1963- 740.85 (4th place)	1974- 7,394.76 (1st place East)
1964- 971.85 (3rd place)	1975- 1,245.15 (2nd place East)
1965- 1,187.07 (3rd place)	1976- 1,652.12 (2nd place East)
1966- 11,683.04 (World Champions)	1977- 1,173.30 (2nd place East tie)
1968- 1,904.04 (2nd place)	1979- 22,113.94 (A.L. Champions)
1969- 14,904.21 (A.L. Champions)	1980- 2,668.71 (2nd place East)
1970- 18,215.78 (World Champions)	1981- 757.87 (3rd place East*)
1971- 13,906.46 (A.L. Champions)	1982- 2,926.54 (2nd place East)
	1983- 65,487.50 (World Champions)
\$179,241.29—Total	

\* Though the O's had 2nd best full season record in A.L. East, they received only 3rd place money because New York and Milwaukee each won half-season championships.

\*\*The O's voted 29 full shares in '83 . . . The Phillies' (losers') share in '83 was \$44,473.31. They, too, voted 29 full shares.

NOTE: In '84, World Champion Tigers each earned \$51,381.36 (32 shares) & San Diego Padres received \$42,425 (31 shares).

### THE BIRDS AND THE BROWNS

The Baltimore Orioles were charter members of the American League when it began operation in 1901. However, after two seasons the club was moved to New York where it ultimately became known as the New York Yankees.

The franchise from which the current Orioles descend came into the A.L. in 1901 representing Milwaukee, but in 1902 was transferred to St. Louis and named the Browns. In 52 seasons (1902 thru 1953) the Browns were, perhaps, the most unsuccessful team in major league history. They were 3,416-4,465 (.433) and finished in the second division 40 times. They won their only pennant in 1944 then lost the world series in six games to their home town rivals, the Cardinals.

In June, 1951, Bill and Charles DeWitt sold their controlling interest to Bill Veeck who operated the club for the next 2½ seasons. On September 29, 1953, he sold his shares to a group of Baltimore businessmen who brought major league baseball back to this city after a 51-year lapse.

## ORIOLES FARM SYSTEM MINOR LEAGUE AFFILIATES, 1985

Club	Nickname	League	Class	Manager
Rochester, N.Y.	"Red Wings"	International	AAA	Frank Verdi
Charlotte, N.C.	"Orioles"	Southern	AA	John Hart
Hagerstown, Md.	"Suns"	Carolina	A	Greg Biagini
Newark, N.Y.	"Orioles"	New York-Penn.	A	Art Mazmanian
*Bluefield, W. Va.	"Orioles"	Appalachian	Rookie	TBA
†Daytona Beach, Fla.	"Islanders"	Florida	A	Jim Hutto

Director of Field Operations/Special Assignments: Lance Nichols.  
Farm Club Coaches: Dominic Chiti, Paul McNeal, Minnie Mendoza, Mike Verdi, Mark Wiley, Randy Wilson

Farm System Instructors: Ken Rowe, pitching; Jose Morales, batting.  
Farm System Officials: Rochester-Fred Strauss (Pres.); Bob Goughan (G.M.); Jamie Reed (trainer); ... Charlotte-Frances Crockett (Pres./G.M.); Jeff Wood (trainer); Hagerstown-Terry Randall (Pres.); Bob Miller (G.M.); Craig Strobel (Trainer); Newark-Nick Sciaratta (G.M.); ... Bluefield-Allen Coppinger (Pres.); George Fanning (G.M.); ... Daytona Beach-Larry Schmittou (Pres.); Chuck Murphy (G.M.); Brian Robinson (trainer).

Training Base: The Orioles minor league training complex is located at St. Thomas University in North Miami (16400 N.W. 32nd Avenue, Miami, FL 33054) ...  
Telephones: (305) 625-7433 and 625-7434 ... Mailing Address: Baltimore Orioles, P.O. Box 1868, Opa Locka, FL 33055.

Reporting Date: Early workouts for selected players begin on Friday, March 1 ... All other pitchers and catchers start on Friday, March 15; infielders and outfielders beginning workouts on Tuesday, March 19.

\*Franchise owned by Baltimore Orioles.  
†Co-op with Texas Rangers

## SCOUTING STAFF Special Assignments

<b>JIM RUSSO</b> 502 Lering Drive Ballwin, MO 63011	<b>BILL WERLE</b> 833 W. 28th Ave. San Mateo, CA 94403	<b>JOHN STOKOE</b> (Eastern) 12 Bradford Pl. Slingerlands, NY 12159
<b>LEN JOHNSTON</b> 8900 Keystone Crossing Indianapolis, IN 46240	<b>JOSE GARCIA</b> P.O. Box GPO 1144 San Juan, PR 00936	<b>LAMAR NORTH</b> (Southeast) 1307 South Crest Rd. Rossville, GA 30741
<b>JACK BAKER</b> 2215 Willowgrove Ave. Kettering, OH 45409	<b>JIM GILBERT</b> (D.C., MD, W.VA, VA, NC) 1197 Wayne Ave. Hagerstown, MD 21740	<b>JIM PAMLANYE</b> (FL, SC) 7788 Wendell Road Orlando, FL 32802
<b>JOE BOWMAN</b> (Midwest States) 2001 W. 83rd St. Leawood, KS 33540	<b>JOHN HAGEMANN</b> (PA, NJ, DE, Staten Island, Brooklyn) 44 Stevenson Place Staten Island, NY 10309	<b>JACK SANFORD</b> 1441 Penman Road Neptune Bch, FL 32203
<b>ART BROPHY</b> 2043 Madison St. Hollywood, FL 33020	<b>JESUS HALABI</b> P.O. Box 724 Aruba, Neth. Antilles	<b>FRED VELAZQUEZ</b> Jose Amado Solen #70 Ubr. Fernandez, Santo Domingo, DR
<b>DAN CRESSMAN</b> 10389 104th Ave., N. Seminole, FL 33540	<b>BILL LAWLOR</b> 332 Knots Circle Woodstock, GA 30188	<b>ALLEN ZARILLA</b> 431 Nashua St., Apt. 70 Honolulu, HI 96815
<b>RAY CRONE</b> (LA, TX, N. MX) 916 N.W. Panorama Waxahachie, TN 75165	<b>MIKE LEDNA</b> (Midwest States) 463 Bernard Drive Buffalo Grove, IL 60090	<b>JERRY ZIMMERMAN</b> (Pacific NW/Western Canada) 13650 Fernridge Ave. Milwaukie, OR 97222
<b>ED CROSBY</b> (AZ, So. CA, HI) 11463 Anticost Way Cypress, CA 90630	<b>MINNIE MENDOZA</b> 4110 Broadview Dr. Charlotte, NC 28210	
<b>JOE De LUCCA</b> (NY, CT, RI, MA) 11 Kingsland Pl. Babylon, NY 11702		

(Territorial supervisors' territories listed in parentheses.)

## FARM SYSTEM—1984

Baltimore's 5 farm teams finished with a cumulative record of 233-268 (.465). Over the past 22 seasons the O's minor league organization record is 7505-6851 (.523). In that period the Birds have been selected as the Topps "Baseball Organization of the Year" 3 times ('66, '71, '72).

The Orioles' AAA club at Rochester failed to qualify for the International League playoffs for the 2nd straight year after 3 consecutive appearances. The Red Wings finished 7th with a 52-88 record. Outfielder **Leo Hernandez** led the league in total bases with 237.

Class AA Charlotte won the Southern League championship after finishing the 1st half in last place in the Eastern Division with a 29-43 record. The O's then rebounded, knocked off Orlando (Twins) in a one-game "sudden death" playoff to capture the 2nd half title with a 46-29 log, then defeated 1st half winner Greenville (Braves) 3 game one and swept Western Division titlist Knoxville (Blue Jays) in 3 games to earn the league crown.

Ken Dixon was named the league's top pitcher while leading the circuit in wins (16), strikeouts (211), innings pitched (240) and complete games (20). Reliever **Nate Snell** tied for 1st with 17 saves and catcher **Al Pardo** topped the league in game winning rbi (17).

Hagerstown, of the class A Carolina League, finished 3rd in the Northern Division in the 1st half (32-38) and sank to 4th the 2nd half (28-42). **Kurt Leiter** tied for the league lead in complete games with 7.

Newark (class A) had the best overall record in the New York-Penn League (46-28) and won the Western Division, but lost the circuit championship 2 games to one to Little Falls (Mets), marking the second straight year they have fallen in the league title series.

Designated hitter **Randy Riley** was named the league's "star of stars" as the N.Y.-Penn's top hitter with a .351 average. First baseman **Chuck Lynn** (.274, 18 homers, 58 rbi) was named to the league's all-star squad along with outfielder **Dave Dahse** (.272, 18 of 21 stolen bases). Reliever **Richard Caldwell's** 9-1 record gave him the best winning percentage in the league (.900).

Bluefield (rookie league) was 32-38 and 4th in the Appalachian League's Northern Division. Catcher **Curt Beamesderfer** was the all-league catcher for Bluefield while **Greg Talamantez** tied for the league leadership in strikeouts with 93 in 75 innings and was selected as one of the league's top 3 prospects by *Baseball America*.

## CLYDE KLUTTZ MEMORIAL AWARD

Named in honor of the Orioles' director of player development who died in May 1979, the CLYDE KLUTTZ MEMORIAL AWARD is presented annually to the Baltimore organization player "who best exemplified Clyde's integrity, desire, dedication, and loyalty to the game of baseball and the Baltimore Orioles." Clyde had spent 41 years in baseball when he passed away at the age of 61.

The winners of the Kluttz Award to date: 1979—Tom Eaton (2b); 1980—Cal Ripken, Jr. (3b); 1981—Victor Rodriguez (2b); 1982—John Shelby (of); 1983—Mike Boddicker (p). The 1984 winner will be announced in April.

## 1984 MINOR LEAGUE REPORT

CLASS AAA ROCHESTER RED WINGS (INTERNATIONAL)												
Manager: Frank Verdi: 52-88 — 8th — 30% GB												
PLAYER	AVG	G	AB	R	H	HR	RBI	SB	PITCHER	W-L	ERA	G SV IP H ER BB SO
Astford, Tom	.247	105	384	55	95	7	40	1	Arnold, Tony	5-6	4.53	14 0 91 1 92 46 24 55
Bonner, Bob	.277	111	390	49	108	1	26	4	Ashford, Tom	0-0	27.00	1 0 1 0 4 3 1 1
Catlow, Mike	.235	104	315	41	74	17	45	0	Barr, Jim	1-4	5.71	10 0 34 2 50 22 11 20
Falcone, Dave	.213	61	169	20	36	5	15	0	Bonner, Bob	0-0	15.75	3 0 4 0 6 3 4
Gates, Michael	.206	21	63	4	13	0	1	0	Brito, Jose	3-5	4.04	22 1 64 2 50 29 49 58
Granger, Lee	.222	26	81	10	18	0	1	4	Brown, Mark	4-4	3.74	44 8 77 0 85 32 41 50
Guliver, Glenn	.216	63	185	35	40	3	13	1	Carlucci, Rick	4-6	3.79	39 7 92 1 88 38 26 56
Hernandez, Leo	.275	136	512	66	141	21	83	3	Concepcion, Carlos	0-0	12.96	6 0 8 1 16 12 10 4
Jackson, Ron	.194	13	31	5	6	0	1	0	Donner, Glenn	0-0	1.24	13 4 29 0 26 4 12
Jones, Rick	.224	38	107	13	24	0	16	0	Gonzalez, Julian	2-7	6.05	19 0 58 0 77 39 34 38
Quendo, Ismael	.230	29	87	11	20	2	11	0	Heise, Larry	0-0	20.25	1 0 1 1 2 3 3 1
Ransom, Jeff	.185	23	65	5	12	2	8	0	Hoyer, John	2-3	5.21	5 0 14 0 19 11 11 13
Rayford, Floyd	.056	7	18	1	1	1	1	1	Kucharski, Joe	7-13	4.99	25 0 148 0 159 82 62 106
Rodriguez, Victor	.274	132	478	54	131	6	46	0	Morogielie, Dan	0-1	3.42	25 3 68 1 82 26 27 27
Rosado, Luis	.291	85	258	18	75	5	48	0	Oliveras, Francisco	1-3	7.97	12 0 40 2 58 36 19 39
Sanchez, Orlando	.305	74	223	23	68	3	34	0	Pacella, John	6-3	3.11	22 1 113 0 92 39 48 100
Schaefer, Jeff	.284	31	91	10	24	0	3	0	Ramirez, Allan	4-10	4.36	18 0 95 0 94 46 50 64
Sheets, Larry	.302	134	417	76	130	13	67	0	Snell, Nate	0-2	4.82	6 0 9 1 13 5 7 6
Stefero, John	.067	5	15	0	1	0	1	0	Swaggerty, Bill	6-2	2.66	11 0 64 0 40 10 18 3 1
Tutt, John	.305	27	95	11	29	1	9	1	Underwood, Pat	0-2	9.00	3 0 4 0 10 3 3 1
Valle, John	.190	98	205	21	39	7	28	0	Weichel, Don	4-5	4.42	9 0 53 0 53 26 32 29
Williams, Dallas	.242	67	223	25	54	2	17	5	Wayne, Jamie	1-6	9.80	11 0 37 2 54 41 31 21
Young, Mike	.333	20	72	17	24	4	15	0	Willsher, Chris	4-0	2.15	4 0 6 2 14 15 4 10
Totals	.257	140	4499	570	1163	106	529	19	Totals	58-88	4.72	140 24 1662 1248 609 562 773

CLASS AA CHARLOTTE O's (SOUTHERN, Eastern Division)												
Manager: Grady Little and John Hart: 1st half: 29-43 — 5th — 9% GB 2nd half: 46-29 — 1st — 1GA												
PLAYER	AVG	G	AB	R	H	HR	RBI	SB	PITCHER	W-L	ERA	G SV IP H ER BB SO
Altano, Jesus	.248	146	475	68	118	10	53	2	Arnold, Tony	7-5	3.14	16 0 83 0 93 29 25 25
Aulen, Jim	.207	35	116	10	24	3	15	1	Concepcion, Carlos	1-3	4.38	23 0 54 2 20 12 32 15
Bard, Paul	.226	40	93	11	21	4	17	0	Crutch, Rich	0-1	6.75	5 0 12 0 13 9 4 7
Dumouchelle, Pat	.219	105	315	35	69	6	28	7	Dixon, Ken	16-8	2.85	31 1 240 0 198 76 28 211
Falcone, Dave	.259	69	224	25	58	4	33	2	Gilbert, Jeff	4-4	4.36	42 2 66 0 73 32 31 35
Garhart, Ken	.259	26	264	40	53	13	40	0	Gonzalez, Julian	4-4	6.26	9 0 46 0 44 32 47 32
Granger, Lee	.269	15	52	12	14	4	11	3	Habyan, John	4-7	4.44	13 0 77 0 84 38 34 35
Kenaga, Jeff	.238	52	143	13	34	2	10	2	Huffman, Phil	6-1	3.62	11 0 64 2 64 26 17 31
Lockwood, Rich	.187	6	12	2	2	0	1	0	Kirshnick, Nick	4-9	2.03	14 1 80 0 54 18 28 45
Maramba, Bob	.172	8	29	2	5	0	3	1	Kuonin, Bob	0-0	4.29	24 0 109 0 104 52 67 53
Quendo, Ismael	.175	8	29	2	5	0	3	1	Kirshnick, Nick	0-0	7.76	9 0 17 0 14 9 13 9
Pardo, Al	.265	138	483	72	128	19	62	0	Johnson, Jerry	1-3	6.75	5 0 18 2 29 14 11 8
Phillips, Dan	.179	29	78	14	14	0	8	2	Leiter, Kurt	3-7	4.20	19 0 75 0 68 35 39 52
Ransom, Jeff	.221	47	149	23	33	2	19	1	Oliveras, Francisco	3-7	4.20	19 0 75 0 68 35 39 52
Reddish, Michael	.263	72	259	48	68	10	42	9	Pacella, John	0-0	2.28	12 1 27 1 13 28 21
Salcedo, Ronnie	.233	129	473	68	110	11	49	4	Quendo, Ismael	0-0	18.00	1 0 1 0 2 2 2 0
Schaefer, Jeff	.207	51	164	25	34	7	14	0	Summers, Jeff	9-4	2.42	51 2 81 2 68 27 28 45
Stefero, John	.233	99	383	47	90	4	31	8	Wentz, Jamie	6-7	3.12	30 0 144 1 127 50 75 57
Traber, Jim	.351	75	296	50	104	16	56	8	Willsher, Chris	1-1	4.67	3 0 17 1 20 9 11 13
Tutt, John	.301	69	269	35	81	2	19	7	Totals	3-6	3.70	27 1 80 1 75 33 45 51
Williams, Jeffrey	.197	53	142	16	28	3	19	8	Totals	244	147	4740 638 1156 116 635 79 Totals
Totals	.244	147	4740	638	1156	116	635	79	Totals	75-72	3.72	14728 1268 1191 524 615 771

CLASS A HAGERSTOWN SUNS (CAROLINA, Northern Division)												
Manager: John Hart, Len Johnston, Grady Little: 1st half: 32-38 — 3rd — 11GB 2nd half: 28-42 — 4th — 19GB												
PLAYER	AVG	G	AB	R	H	HR	RBI	SB	PITCHER	W-L	ERA	G SV IP H ER BB SO
Austin, Jim	.172	28	93	6	16	0	15	0	Alexander Tommy	2-2	3.66	33 1 71 1 59 29 47 53
Bruno, Angelo	.244	54	160	15	39	3	17	0	Anas, Juan	0-1	3.28	14 1 24 2 18 9 16 12
Cusack, Dave	.143	16	35	4	5	0	1	0	Bell, Eric	0-0	9.82	3 0 3 2 6 4 5 6
Derryberry, Tim	.145	27	69	12	10	2	11	0	Bianchi, Ben	2-8	3.91	19 1 76 0 75 33 40 57
Fitzgerald, Fran	.164	31	73	10	12	1	12	0	Boyd, Randy	0-0	18.00	1 0 1 0 2 2 1 1
Garhart, Ken	.202	44	94	12	19	0	4	0	Concepcion, Carlos	0-0	81.00	0 0 0 1 6 3 3 0
Gatz, Mike	.182	6	22	2	4	0	1	0	Crutch, Rich	1-1	2.60	3 0 17 1 16 5 6 9
Granger, Lee	.272	76	246	47	67	10	27	23	Donner, Glenn	4-1	2.56	23 5 31 2 26 9 7 18
Harrow, Larry	.258	30	97	9	25	0	14	1	Habyan, John	9-4	3.54	13 0 81 1 64 32 33 81
Heyson, Marc	.200	17	35	7	9	1	3	1	Lavelle, Bill	4-2	3.76	25 5 76 2 80 32 30 43
Johnston, Jeff	.275	96	309	48	85	4	29	7	Leadbetter, Dave	4-3	3.06	27 0 70 0 90 33 43 62
Jacobs, Don	.154	26	78	8	12	1	6	0	Leiter, Kurt	5-10	4.55	25 0 140 1 149 71 75 76
Jones, Ricky	.100	5	10	0	0	0	0	0	Leiter, Mark	8-13	5.62	27 0 139 1 132 87 108 105
Kenaga, Jeff	.											

## 1984 MINOR LEAGUE REPORT (Cont.)

### CLASS A NEWARK ORIOLES (NEW YORK-PENN. Western Division) Manager: Jim Hutto: 46-28 — 1st — 3GA

PLAYER	AVG	G	AB	R	H	HR	RBI	SB	PITCHER	W-L	ERA	G	SV	IP	H	ER	BB	SO
Bar, Richard	189	31	90	13	17	0	10	1	Adams, Gerry	3-6	5.19	12	0	60.2	63	35	36	28
Bruce, Angelo	231	17	52	8	12	0	6	1	Bell, Eric	8-3	2.46	15	0	102.1	82	26	14	14
Dahse, Dave	272	71	283	51	77	5	40	18	Bruce, Angelo	0-0	27.00	1	0	1.0	3	3	2	1
Doerr, Jeff	274	27	95	13	26	2	15	0	Caldwell, Richard	0-0	0.00	3	0	3.0	3	0	0	0
Gutierrez, Bob	256	67	215	45	55	4	25	8	Concepcion, Carlos	0-0	12.00	3	0	3.0	3	4	7	1
Hayes, Dan	169	34	83	14	14	0	2	3	Deerr, Jeff	0-0	45.00	1	0	1.0	3	5	3	1
Holtz, Gerald	275	71	247	60	68	4	41	18	Ennis, Alan	2-0	2.72	18	1	96.1	47	11	13	16
Lockwood, Rich	267	40	146	28	39	4	25	2	Fitzpatrick, Danny	0-1	5.06	3	0	5.1	9	3	5	3
Lynn, Chuck	274	64	223	43	61	18	58	4	Gonzalez, Henry	2-0	5.19	5	1	17.1	17	10	12	10
Mickan, Dan	220	36	91	15	20	0	10	3	Hayes, Dan	0-0	0.00	1	0	0.1	0	0	0	0
Padgett, Chris	373	20	67	15	25	5	26	0	Heise, Larry	2-3	2.76	17	3	32.2	22	10	11	9
Paul, Grady	242	14	33	10	8	0	3	4	Hixon, Alan	6-3	3.39	10	0	69.0	70	26	23	4
Riley, Randy	351	70	248	50	67	6	50	2	Holtz, Gerald	0-0	0.00	1	0	1.0	1	0	0	1
Smith, Dave	240	71	229	38	55	1	31	3	King, Randy	1-2	5.72	6	0	28.1	31	18	19	11
Smith, Tim	244	46	156	17	38	4	30	3	Kline, Robert	0-2	10.45	3	0	10.1	18	12	9	11
Vellejuga, Frank	246	55	179	28	44	4	24	6	Rooney, James	0-0	13.50	5	0	8.2	12	13	11	8
Totals	265	74	2443	450	648	58	397	76	Totals	46-28	3.66	74.15	637	610	259	353	534	

### ROOKIE LEAGUE BLUEFIELD ORIOLES (APPALACHIAN, Northern Division) Manager: Greg Biagini: 32-38 — 4th — 5 1/2 GB

PLAYER	AVG	G	AB	R	H	HR	RBI	SB	PITCHER	W-L	ERA	G	SV	IP	H	ER	BB	SO
Alamo, Esteban	271	39	133	25	36	5	29	1	Burroughs, Tony	0-0	6.23	3	0	4.1	5	3	8	2
Bautista, Bienvenido	281	65	218	38	57	2	18	20	Carier, Charles	0-0	3.38	6	0	10.2	10	4	7	7
Beamesderfer, Kurt	302	65	222	32	67	3	44	6	Duval, John	4-4	4.20	13	0	63.0	59	28	32	51
Cinipe, Sherwin	255	61	200	38	51	2	22	19	Egelston, Chris	3-0	3.00	4	0	27.0	25	9	6	26
Dunn, Victor	253	55	162	41	41	5	32	13	Gannon, Justin	2-4	3.96	16	2	52.1	49	23	29	59
Goetz, Chris	286	49	161	44	46	1	22	16	Gonzalez, Henry	2-1	3.97	9	0	34.0	35	15	13	24
Hayes, Dan	313	7	18	3	5	0	4	1	King, Randy	2-2	4.84	6	0	33.0	28	17	12	38
Hubbard, Jeffrey	239	45	142	12	34	1	16	3	Kline, Robert	1-2	3.99	5	0	29.1	23	13	20	37
Mica, Chris	192	27	73	7	14	2	6	0	Llunas, Pedro	1-9	6.52	13	0	56.0	78	42	44	35
Nichols, Ty	207	63	133	24	44	2	16	1	Newton, Robert	1-0	3.11	1	0	28.0	23	11	14	25
Padgett, Chris	308	34	117	23	36	5	20	1	Rohan, Ed	0-1	4.97	11	0	29.0	26	16	20	19
Paul, Grady	186	21	43	4	8	1	8	2	Sanchez, Gerardo	4-4	4.24	15	1	63.2	60	30	21	58
Piazza, Nicholas	000	4	6	0	0	0	0	0	Skinner, Mike	1-1	4.50	3	0	14.0	25	7	7	13
Ricciani, Robert	283	23	53	5	15	1	7	0	Tajmanter, Gregory	6-4	3.48	12	0	75.0	57	29	31	60
Shockman, Mark	228	62	193	28	44	8	37	1	Thorge, Paul	4-2	2.67	25	3	130.0	10	14	28	58
Smith, Dana	200	3	5	0	1	0	0	0	Whalen, Mike	0-2	9.69	5	0	30.1	18	14	6	8
Stuart, Jarvis	282	51	149	37	42	2	12	15	Wirth, Gregory	1-2	5.79	8	0	23.1	26	15	3	19
Tackett, Jeffrey	163	34	98	9	16	0	12	1	Totals	32-38	4.38	70.10	586	577	285	291	538	
Vanhynningen, Pat	120	17	50	3	6	0	3	1	Totals	32-38	4.38	70.10	586	577	285	291	538	

## ORIOLES PLAY-BY-PLAY BROADCASTS

### Announcers

#### WMAR Television (Ch. 2)

Chuck Thompson and Brooks Robinson

#### WFBR Radio (1300)

Jon Miller and Tom Marr

#### Home Team Sports (Cable)

Mel Proctor, Rex Barney, Jim Palmer & Larry King

WMAR is in its 7th year of carrying Oriole baseball. WMAR and the O's signed a 4-year agreement after the '78 season and extended that for 2 more years in '82. The station will televise 5 spring exhibitions (Mar. 16, 22, 23, 27, 29) and 40 regular season (2 home, 38 road) games in '85.

In addition, an Orioles' television network comprising the following stations will carry major portions of the WMAR television schedule: WGAL (Ch. 8), York-Lancaster-Harrisburg, PA... WDCB (Ch. 20), Washington, D.C... WTVZ (Ch. 33), Norfolk, VA... WRLH (Ch. 35), Richmond, VA... WBOC (Ch. 16), Salisbury, Md... WNRW (Ch. 45), Greensboro, N.C....

Full Season Sponsors: Anheuser-Busch Inc.; The Bank of Baltimore; Jerry's Chevrolet; Mid-Atlantic Milk Marketing Area; Equitable Bank and Trust; Roy Rogers; Nissan and Nissan Area Dealers; Provident Bank of Maryland; Blue Cross & Blue Shield; Baltimore Area Ford Dealers.

### CHUCK THOMPSON

A veteran of 43 years in broadcasting, Chuck Thompson is in his 26th season as a play-by-play announcer for the Orioles. At the end of the '82 season, Chuck decided to curtail his broadcast schedule and in '85 he'll team once again with Brooks Robinson to do games on television only.

Chuck began his announcing career in 1939 at WEEU in Reading. Three years later he became a staff announcer for WIBG in Philadelphia, where he covered Temple University football.

After seeing combat in three major European campaigns for the U.S. Army in World War II, he returned to Philadelphia to describe the action of the Phillies and A's, Warriors, Eagles, and Rockets (ice hockey).

He came to Baltimore in 1949 to do play-by-play for the International League Orioles, the Baltimore Bullets, U.S. Naval Academy football, and the Colts in the All-America Conference.

In 1955 Chuck joined the National Brewing Company's team of announcers and during the 24 years of that association did American League Orioles baseball for 19 years ('55-'56 and '62 thru '78), Colts football, Washington Senators baseball (1957-61), and the NBC-TV "Game-of-the-Week" (1959-60).

He has been named the outstanding sportscaster in Maryland by the National Sportscasters and Sportswriters Association on numerous occasions. A golfing and fishing enthusiast, Chuck and his wife Rose, have 3 children and 5 grandchildren. They reside in Timonium.

### BROOKS ROBINSON

(See Biography on page 72)

WFBR is in the 3rd year of a 4-year contract to broadcast the Orioles thru '86. This is the 7th season that WFBR has carried the O's as the original 4-year agreement was signed after the '78 campaign. In addition to 11 spring training games (see exhibition schedule), WFBR will carry all 162 regular season games.

WFBR is the flagship station of a network comprising approximately 65 stations including WTOG (News Radio 15) in Washington, WOYK in York, PA, plus others in Maryland, Delaware, Pennsylvania, Virginia, West Virginia, North Carolina, and Florida.

Full-Season Sponsors: Miller Beer, Chevrolet, Goodyear, Amoco.

### JON MILLER

Jon Miller starts his 3rd season on the Orioles' radio network after 3 seasons as a radio play-by-play announcer for the Boston Red Sox. His major league baseball experience also includes radio and television with the Texas Rangers in '78 & '79 and with the Oakland A's in '74. He broadcast his 1st major league game at age 22 with the A's.

Jon also has an extensive background in basketball, soccer, and hockey during his 14 years in broadcasting. He did 10-15 games a season for the NBA's Golden State Warriors from 1979-82 and prior to that, was the voice of University of San Francisco basketball for 5 years. He has also announced MISL games for the San Jose Earthquakes and did both television and radio for the Washington Diplomats in '77. He's broadcast soccer for the CBS, TVS, and Satelcast networks.

A reknowned mimic, Jon can be heard to imitate such outstanding baseball announcers as Al Michaels, Vin Scully, and Chuck Thompson during breaks in the action (rain delays, etc.).

A native of the San Francisco Bay area, Jon lives in Cockeysville.

### TOM MARR

Tom Marr begins his 7th season on the Orioles' radio broadcast team. A veteran of 25 years in broadcasting, he has been with WFBR radio for the last 19 years. He made his debut as a major league play-by-play announcer in '79.

He began his broadcasting career doing a high school sports show at WWDC in Washington, and later worked at stations in Rhode Island, Connecticut, and Virginia before coming to WFBR. He covered Baltimore's pro sports teams for the CBS Radio Network from '69 to '75 and was the weekend sports anchor at WMAR-TV for 3 years prior to joining the O's broadcasts.

Possessing an extensive background in both news and sports, Tom participated in WFBR's award-winning discussion program, "Conference Call" as a regular panel member for many years.

Born and raised in Montgomery County, Maryland, Tom is a graduate of Montgomery Blair High School in Silver Spring and a veteran of the U.S. Marine Corps. He is married and the father of 5 children. His wife, Sharon, is a Baltimore City Police detective.

HOME TEAM SPORTS is available to cable systems in the six-state "Capital Region" (all of Maryland, Virginia and Delaware and parts of North Carolina, West Virginia and Pennsylvania).

HTS, owned and operated by Group W Satellite Communications (GWSC), will televise 90 Orioles' games in '85 including eight spring training games, 56 home games, 24 road games, plus two telecasts to be announced during the season.

Home Team Sports, which operates out of Washington, D.C., will also televise Washington Bullets and Washington Capitals games, plus many more major professional, collegiate and high school events of regional interest.

Full Season Sponsors: Stroh's and Days Inn.

## HOME TEAM SPORTS (Cont.)

### MEL PROCTOR

Mel Proctor returns for his second season as the Orioles' play-by-play announcer for Home Team Sports. Mel, who also is in his second season as the radio voice of the New Jersey Nets basketball team, is in his 13th year as a broadcaster.

He brings to HTS a wide variety of broadcast experience, having covered college football and basketball, as well as professional baseball, basketball and football during his career.

Mel served as sports director at the CBS-TV affiliate in Hawaii (KGMB) from '73 until '78. While there, he worked the microphone for Hawaii Islanders (AAA) baseball, University of Hawaii football and basketball, and did one season of play-by-play for the Hawaiians of the World Football League.

He came to work in the Nation's Capital for the first time in '78 when he began a five-year stint as play-by-play announcer for Washington Bullets basketball on flagship station WTOP-AM. During the Bullets' off-seasons, Mel worked in Arlington, Texas, as the TV and radio voice of the Texas Rangers. In '82 and '83, he supplemented his work with the Bullets by doing college basketball games for NBC-TV for two seasons.

Mel began his work with the Nets in '83 and also served as play-by-play man for the "NFL Game of the Week" for the Mutual Broadcasting System. A native of Denver, Colorado, Mel resides in Oakland, New Jersey with his wife, Julie, and their two children, Bill and Maile.

### REX BARNEY

Rex returns for his second season as color commentator for Home Team Sports. Known as the "Voice of Memorial Stadium since 1970, he will continue to handle the stadium's public address announcing, as he did a year ago, when it doesn't conflict with his color work.

Rex, who also served as the stadium public address announcer for the Baltimore Colts from '69 to '83, has hosted a variety of radio sports shows in Baltimore and currently hosts a weekly call-in show on Orioles' flagship station WFBR-AM.

A former major league pitcher himself, Barney played with the Brooklyn Dodgers for six seasons (1943, '46-50). He appeared briefly with the Dodgers in 1943 before being called into the service for three years of military duty. He returned to the Dodgers in '46, compiling a career record of 35-31. His best season came in '48, when he won 15 games, including a sparkling 2-0 no-hit victory over the New York Giants.

Rex began his broadcasting career in '52 in New York City. He did Mutual Radio's Game of the Day from '55 to '57, and also broadcast games in the New York area for WOR-TV.

In '82 and '83, Rex served as color commentator for 16 Orioles' telecasts on subscription television. A native of Omaha, Nebraska, Rex resides just a half-mile from Memorial Stadium.

### LARRY KING

The Peabody Award winning interviewer and host of Mutual Broadcasting's all-night radio show which bears his name, Larry King will interview special pre-game and between-inning guests during HTS telecasts of Orioles' games. He has been with HTS since the network launched in April, 1984. Larry also writes weekly columns for *USA Today* and *The Sporting News* and hosts an interview show on WJLA-TV in Washington, D.C.

### JIM PALMER

(See biography on page 80.)


## BROOKS CALBERT ROBINSON, JR.

Born: May 18, '37; 6'1"; 190; Batted, R; Threw, R; Position: 3B.

**Birthplace/Residence:** Born in Little Rock, Arkansas, but has been a permanent resident of the Baltimore area since 1960. Now lives in Lutherville, in Baltimore County.

**Tenure:** 20 years, 72 days.

**Signed Originally with:** Baltimore.



YEAR CLUB	AVG.	G	AB	R	H	2B	3B	HR	RBI	BB	SO	SB	CS	HP
1955 York-1	.331	95	354	72	117	17	3	11	67	47	64	1	..	6
Baltimore	.091	6	22	0	2	0	0	0	1	0	0	0	0	0
1956 San Antonio	.272	154	577	72	157	28	6	9	74	54	57	1	2	4
Baltimore	.227	15	44	5	10	4	0	1	1	1	5	0	0	0
1957 Baltimore	.239	50	117	13	28	6	1	2	14	7	10	1	0	1
San Antonio	.266	33	124	10	33	5	1	1	9	5	16	0	1	0
1958 Baltimore	.238	145	463	31	110	16	3	3	32	31	51	1	2	5
1959 Baltimore	.284	88	313	29	89	15	2	4	24	17	37	2	2	2
Vancouver	.331	42	163	20	54	9	2	6	30	6	14	2	1	0
1960 Baltimore	.294	152	595	74	175	27	9	14	88	35	49	2	2	0
1961 Baltimore	.287	163	668	89	192	38	7	7	61	47	57	1	3	4
1962 Baltimore	.303	162	634	77	192	29	9	23	86	42	70	3	1	1
1963 Baltimore	.251	161	589	67	148	26	4	11	67	46	84	2	3	1
1964 Baltimore	.317	163	612	82	194	35	3	28	118	51	64	1	0	4
1965 Baltimore	.297	144	559	81	166	25	2	18	80	47	47	3	0	2
1966 Baltimore	.269	157	620	91	167	35	2	23	100	56	36	2	3	5
1967 Baltimore	.269	158	610	88	164	25	5	22	77	54	54	1	3	4
1968 Baltimore	.253	162	608	65	154	36	6	17	75	44	55	1	1	4
1969 Baltimore	.234	156	598	73	140	21	3	23	84	56	55	2	1	3
1970 Baltimore	.276	158	608	84	168	31	4	18	94	53	53	1	1	4
1971 Baltimore	.272	156	589	67	160	21	1	20	92	63	50	0	0	3
1972 Baltimore	.250	153	556	48	139	23	2	8	64	43	45	1	0	2
1973 Baltimore	.257	155	549	53	141	17	2	9	72	55	50	2	0	3
1974 Baltimore	.288	153	553	46	159	27	0	7	59	56	47	2	0	3
1975 Baltimore	.201	144	482	50	97	15	1	6	53	44	33	0	0	1
1976 Baltimore	.211	71	218	16	46	8	2	3	11	8	24	0	0	1
1977 Baltimore	.149	24	47	3	7	2	0	1	4	4	4	0	0	0

M.L. Totals .267 2896 10654 1232 2842 482 68 268 1357 860 989 28 23 53

1—Signed by Baltimore as free agent on 6/1/55.

### Championship Series Record

YEAR CLUB	AVG.	G	AB	R	H	2B	3B	HR	RBI	BB	SO	SB	CS	HP
1969 Baltimore	.500	3	14	1	7	1	0	0	0	0	0	0	0	0
1970 Baltimore	.583	3	12	3	7	2	0	0	1	0	1	0	0	0
1971 Baltimore	.364	3	11	2	4	1	0	1	3	0	1	0	0	0
1973 Baltimore	.250	5	20	1	5	2	0	0	2	1	1	0	0	0
1974 Baltimore	.083	4	12	1	1	0	0	1	1	1	0	0	0	0

C.S. Totals .348 18 69 8 24 6 0 2 7 2 3 0 0 0 0

### World Series Record

YEAR, CLUB	AVG.	G	AB	R	H	2B	3B	HR	RBI	BB	SO	SB	CS	HP
1966 Baltimore	.214	4	14	2	3	0	0	1	1	1	0	0	0	0
1969 Baltimore	.053	5	19	0	1	0	0	0	2	0	3	0	0	0
1970 Baltimore	.429	5	21	5	9	2	0	2	6	0	2	0	0	0
1971 Baltimore	.318	7	22	2	7	0	0	0	5	3	1	0	0	0

W.S. Totals .263 21 76 9 20 2 0 3 14 4 6 0 0 0 0

### All-Star Game Record

YEARS	AVG.	G	AB	R	H	2B	3B	HR	RBI	BB	SO	SB	CS	HP
1960-74	.289	18	45	5	13	0	3	1	5	2	4	0	0	1

## HALL OF FAME

Was elected to Baseball Hall of Fame in landslide on Jan. 12, '83 ... Received 92% of votes cast (344 of 374), 9th highest pct. in history of BBWAA elections (surpassed only by **Ty Cobb**, **Hank Aaron**, **Honus Wagner**, **Babe Ruth**, **Willie Mays**, **Bob Feller**, **Ted Williams** and **Stan Musial**).

Is one of only 15 elected in first year of eligibility (including Lou Brock who elected this year, but excluding the 5 chosen in the Hall's first election).

Was 3rd of 6 modern Orioles to be elected. The others (year of election in paren): **Robin Roberts** ('76), **Frank Robinson** ('82), **George Kell** ('83), **Luis Aparicio** ('84) and **Hoyt Wilhelm** ('85).

Brooks was inducted with **Kell**, **Juan Marichal**, and **Walter Aiston** into the Hall of Fame on Sunday, July 31, 1983 as an estimated record crowd of some 12,000 people (most of those from Baltimore) looked on.

## PERSONAL

Brooks is doing color commentary on the Orioles' television network with **Chuck Thompson** for the 8th straight year (and 7th on WMAR, Channel 2, the Orioles' flagship station).

He is also active as a vice-president of Personal Management Associates (PMA)\* and as a special assistant with the Crown Central Petroleum Company.

Brooks and his wife, **Connie**, a former United Air Lines flight attendant whom Brooks met on an Orioles' charter flight (K.C. to Boston) in 1959, have been married for 24 years. They live in Lutherville, Md. (north of Baltimore) with their four children: **Brooks David** (7/24/61), **Chris** (2/22/63), **Michael** (3/11/64), and **Dianna** (2/22/68).

## BROOKS ROBINSON (Cont.)

**Brooks' uniform #5** was officially retired on opening day, 1978, the year after he retired. **Frank Robinson's #20** and **Earl Weaver's #4** are the only other numbers that have been retired by the Orioles.  
\*PMA is a company which provides athletes comprehensive counseling and support in their professional, financial, and personal lives.

### BIG LEAGUE CAREER

**Brooks** officially spent 20 years and 72 days as a player in the American League, spanning 23 seasons.

He played in 2,896 major league games, all of them with the Orioles, 7th on the all-time list (**Carl Yastrzemski** leads at 3,308).

Only **Yastrzemski** (3,308) and **Ty Cobb** (3,033) have played more American League games, and only 3 others in history have played more with one franchise: **Yastrzemski** (3,308), **Hank Aaron** (3,076), and **Stan Musial** (3,026).

**Durability:** Played in 97% of all Orioles' games from July 9, '59 (when he returned from minors for the last time) thru May 16, '76, a period of more than 16½ years . . . Played at least 153 games in 14 of 15 years from '60 thru '75.

In Orioles' 30-year history, only one other third baseman has played as many as 200 games at third base (**Doug DeCinces**—792).

**Opening Days:** Started 20 consecutive opening day games for the Orioles from '57 thru '76, and batted .316 (25-for-79) with six home runs 17 rbi.

**Home Runs/RBI:** Led A.L. in rbi (118) in '64 and also achieved career high of 28 homers that year . . . Hit 17 or more homers nine times, 11 or more 11 times . . . His last year in "double figures" was '71 when he hit 20 . . . Holds record for most lifetime homers in Memorial Stadium (139). Had six career grand slams, four of them in Baltimore.

**Hitting:** Hit most home runs (37) and drove in most runs (167) against the Red Sox . . . Twice put together strings of eight straight hits: July 10 thru 15, '60, and Aug. 21 thru 23, '63 . . . Holds A.L. record for most sacrifice flies, career (114).

Holds club career records for games, at bats, runs, hits, doubles, triples, total bases, rbi and extra base hits . . . Has one-season mark for games (163, '61 & '64) and at bats (668, '61).

**Fielding:** Committed only 263 errors in 9,165 chances at third base for a lifetime percentage of .971 . . . Appeared in a total of 29 games at second base (24) and shortstop (5) and committed only one boot in 31 tries . . . Did not play anywhere defensively but at third base after '63.

**Major League Lifetime Records, 3B:** Highest fielding percentage, 100 or more games (.971) . . . Most seasons (23) . . . Most games (2,871) . . . Most chances accepted, excluding errors (8,902) . . . Most putouts (2,697) . . . Most assists (6,205) . . . Most double plays (618) . . . Most seasons leading league in games (8) . . . Most seasons leading league in assists (8).

**American League Lifetime Records, 3B:** Most seasons leading league in fielding (11) . . . Most seasons leading league in chances accepted, excluding errors (8 tie) . . . Most games season (163, '61 and '64) . . . Most home runs (266) 2nd to **Graig Nettles** (320).

**Nothing Is Forever, '77:** His 268th and last home run provided one of the most emotional experiences in Orioles' history. It was April 19 at Memorial Stadium, the O's trailed the Indians, 5-2, in the 10th. With one out and runners on 1st and 2nd, Lee May singled in a run. The O's now trailed by 2 as **Brooks** came to the plate as a pinch-hitter for **Larry Marlow**. He ran the count to "3&2," fouled off a number of pitches, then hit a home run into the left field stands off southpaw **Dave LaRoche** to win the game 6-5. There were only 4,826 fans at the ballpark that night, but none of them will ever forget the moment.

Signed for 1977 as player-coach, but became coach exclusively on Sunday, Aug. 121, when he went on the voluntarily retired list (in Minnesota) to make room on the roster for catcher **Rick Dempsey** who was returning to duty after six weeks on the disabled list.

An Orioles' record regular season crowd of 51,798 attended "Thanks, Brooks" Day on Sunday, Sep. 18, against the Red Sox to pay tribute to the most important and beloved Oriole of modern times.

## Baltimore Chapter

### BASEBALL WRITERS ASSOCIATION OF AMERICA

**BILL STETKA**, News American, Chairman

<b>PAUL ATTNER</b> , The Sporting News	<b>PHIL JACKMAN</b> , Evening Sun
<b>KENT BAKER</b> , Morning Sun	<b>TOM JACKSON</b> , Washington Times
<b>*GORDON BEARD</b> , Associated Press	<b>RICHARD JUSTICE</b> , Morning Sun
<b>TOM BOSWELL</b> , Washington Post	<b>*MARTY KAISER</b> , Morning Sun
<b>*DOUG BREEN</b> , Washington Times	<b>BOB MAISEL</b> , Morning Sun
<b>DOUG BROWN</b> , Evening Sun	<b>JACK MANN</b> , Evening Sun
<b>KEVIN COWHERD</b> , Evening Sun	<b>DON MARCUS</b> , Morning Sun
<b>*MIKE DAVIS</b> , Evening Sun	<b>RICK OSTROW</b> , USA Today
<b>KEN DENLINGER</b> , Washington Post	<b>KEN PICKING</b> , USA Today
<b>JOHN EISENBERG</b> , Morning Sun	<b>JOHN SCHULZ</b> , Washington Times
<b>BOB FACHET</b> , Washington Post	<b>*GEORGE SOLOMON</b> , Washington Post
<b>ALAN GOLDSTEIN</b> , Morning Sun	<b>JOHN STEADMAN</b> , News American
<b>JIM HENNEMAN</b> , Evening Sun	<b>BILL TANTON</b> , Evening Sun
<b>MARK HYMAN</b> , News American	<b>MIKE WILSON</b> , Washington Post

\*Sports Editor

### HONORARY MEMBERS

<b>BILL AHLBERG</b>	<b>LUTHER (BUS) HAM</b>	<b>MORRIS SIEGEL</b>
<b>LEW ATCHISON</b>	<b>LOU HATTER</b>	<b>FRANCIS STANN</b>
<b>CHARLES BARBOUR</b>	<b>WHEELER JOHNSON</b>	<b>MERRELL WHITTLESEY</b>
<b>JIM ELLIOT</b>	<b>GEORGE MINOT</b>	<b>MARTIE ZAD</b>
<b>NEAL ESKRIDGE</b>	<b>SHIRLEY POVICH</b>	

**SAM LACY** is sports editor of the Baltimore Afro-American.

### PRINCIPAL RADIO-TELEVISION SPORTS COMMENTATORS

#### BALTIMORE

TELEVISION: WMAR (Ch. 2)—**JACK DAWSON**, **SCOTT GARCEAU**, and **JOHN SAUNDERS** . . . WJZ (Ch. 13)—**LOU TILLEY** (S.D.) and **PAUL SHERRY** . . . WBAL (Ch. 11)—**VINCE BAGLI** (S.D.) and **CHRIS THOMAS**.

RADIO: WFBR (1300)—**CHARLIE ECKMAN**, **TOM MARR**, and **ART SINCLAIR** . . . WBAL (1090)—**JEFF RIMER** (S.D.) and **JIM WEST** . . . WCAO (600)—**BOB BARTEL** . . . WCBM (680)—**TOM DAVIS** (S.D.), **NEAL ESKRIDGE** and **PHIL WOOD** . . . WPOC-FM (93.1)—**TED PATTERSON** (S.D.) . . . WWIN (1400)—**BILLY TAYLOR** . . . WYST (1010)—**SCOTT HARRIS** (S.D.).

#### WASHINGTON

TELEVISION: WDVM (Ch. 9)—**GLENN BRENNER** (S.D.) **LEE ZIEDMAN** and **SONNY JURGENSEN** . . . WRC (Ch. 4)—**GEORGE MICHAEL** (S.D.) and **SCOTT CLARK** . . . WJLA (Ch. 7)—**FRANK HERZOG** (S.D.) and **RICK SCHWARTZ** . . . WTTG (Ch. 5)—**BERNIE SMILOVITZ** (S.D.).

RADIO: WTOP (1500)—**HARVEY SMILOVITZ** . . . WMAL (630)—**KEN BEATRICE** (S.D.) and **JOHNNY HOLLIDAY** . . . WRC (98)—**BOB GOTKIN** (S.D.) . . . WOL (1450)—**NOBLE DAVIS** . . . WHUR-FM (96.3)—**GREG MOSSO** and **GLENN HARRIS** . . .

### ORIOLES' MAJOR LEAGUE (PROFESSIONAL)

#### DRAFT SELECTIONS, 1953 THRU 1984

1953 . . . . Chuck Diering, of (\$15,000)	1963 . . . . Jim Jankow, p (\$8,000)
Vinicio Garcia, if (\$7,500)	Bill McMahon, p (\$8,000)
1955 . . . . Bob Boyd, 1b (\$10,000)	1964 . . . . Byron Randolph, p (\$8,000)
1956 . . . . Tommy Patton, c (\$10,000)	Ted Miller, p (\$8,000)
1957 . . . . Bert Hamric, of (\$15,000)	John Jeter, of (\$8,000)
1960 . . . . Hank Foiles, c (\$25,000)	1965 . . . . Moe Drabowsky, p (\$25,000)
Dave Massarelli, c (\$12,000)	Gene Brabender, p (\$25,000)
1961 . . . . Billy Short, p (\$25,000)	1966 . . . . Owen Johnson, c (\$25,000)
Ozzie Virgil, c (\$25,000)	1967 . . . . Elrod Hendricks, c (\$25,000)
Steve Cosgrove, p (\$12,000)	1968 . . . . Larry Miller, p (\$25,000)
1962 . . . . Dave May, of (\$12,000)	1969 . . . . Tom Shopay, of (\$25,000)
Paul Blair, of (\$12,000)	1972 . . . . Mike Johnson, p (\$25,000)
Roger Sorenson, of (\$8,000)	1976 . . . . Mike Dimmel, of (\$25,000)
1963 . . . . Lou Jackson, of (\$25,000)	1977 . . . . Andy Replogle, p (\$25,000)
Mike Fiore, 1b (\$8,000)	

The major league draft is held annually at baseball's winter meetings, and is followed with a separate selection by National Association clubs from class AAA to A levels . . . Until 1958 major league clubs could draft players within a range between \$15,000 (for AAA players) and \$2,000 (for class D players) . . . In 1958 the price for big league drafts rose to \$25,000.

However, in 1959, a first year player draft at the big league level was set up to discourage the payment of inordinately large bonus payments to free agents. The new rule provided that first year players could be selected at the major league level (if not protected on a major league team's 40 man roster) for \$12,000. In 1961 an even lower draft price was set up for more recent first year players. That figure was \$8,000.

That year, incidentally, the Baltimore organization set a record of sorts by being relieved of 19 eligible first year players (seven during the big league selections and 11 more during the minor league draft). In 1965 the first year player draft began to lose its significance and then disappeared in 1970.

### BIRDS' BIGGEST DEAL

In November-December 1954 the Orioles and Yankees engineered a 17 player deal, one of the biggest in baseball history. General Manager Paul Richards sent the following players to New York: pitchers Mike Blyskal, Don Larsen and Bob Turley; catcher Darrell Johnson, first baseman Dick Krykoski, shortstop Billy Hunter, and outfielders Ted del Guericco and Jim Fridley . . . The Birds in turn acquired the contracts of: pitchers Harry Byrd, Jim McDonald and Bill Miller; catchers Hal Smith and Gus Triandos; second baseman Don Leppert, third baseman Kal Segrist, shortstop Willie Miranda and outfielder Gene Wooding.

## ORIOLES "HALL OF FAME"

The Orioles' "Hall of Fame" was founded in 1977 by the Oriole Advocates in cooperation with the ballclub to honor the outstanding players, managers and coaches to have represented the Orioles during the modern major league era which began in 1954.

Since that time, 11 men have been inducted by vote of selected writers, announcers, and veteran members of the Orioles Advocates.

Brooks and Frank Robinson ('77) were charter inductees, followed by: Dave McNally ('78), Boog Powell ('79), Gus Triandos ('81), Luis Aparacio and Mike Cuellar ('82), and Mark Belanger and Earl Weaver ('83).

The 1985 selections will be announced sometime in the spring.

To become a member, a candidate must be mentioned on 75% of the ballots cast. To qualify for nomination, he must have spent at least 3 seasons with the Orioles and must be one year removed from the capacity in which he is being considered (i.e. Jim Palmer, Al Bumbry and Ken Singleton will not be eligible until next year).

Allen Barrett and Jack Buckley, both past presidents of the Oriole Advocates, were instrumental in making the Orioles "Hall of Fame" a reality. The chairman of the Oriole Advocate's Hall of Fame Committee this year is Joe Karey.

## WILHELM 6TH EX-ORIOLE IN BASEBALL HALL OF FAME

Former knuckleball specialist **Hoyt Wilhelm** became the 6th former Oriole to be elected to the Baseball Hall of Fame when he was chosen along with **Lou Brock** in January. It was also the 4th straight year that a one-time Orioles player has been so honored.

The 61-year old **Wilhelm** (born July 26, '23) who will be inducted at Cooperstown, N.Y. on Sunday, July 28, received 331 of a possible 395 votes (84%) while **Brock** was named on 315 ballots (80%) in his 1st year of eligibility.

The late **Nellie Fox**, former White Sox 2nd baseman, fell 2 votes short of admission (295). Others who polled substantial support were **Billy Williams** (252), **Jim Bunning** (214) and **Catfish Hunter** (212) among some 41 eligible candidates.

Other Orioles already enshrined are: **Robin Roberts** ('76, 87%), **Frank Robinson** ('82, 89%, 1st year of eligibility), **Brooks Robinson** ('83, 92%, 1st year of eligibility), **George Kell** ('83, Veterans Committee election), and **Luis Aparacio** ('84, 85%).

During his long career in the majors ('52 thru '72), **Wilhelm** appeared in a record 1,070 games, and was 143-122 with 227 saves and a 2.52 era. His career ended just 5 days shy of his 49th birthday when the Dodgers released him on July 21, '72. Not bad numbers for a man who spent his first 7 pro seasons in the minors (interrupted by 3 years in military service during World War II) and his first 3 with the same Class D ballclub (Mooresville, N.C.).

Though known primarily as a reliever, **Hoyt's** tenure with the O's (late '58 thru '62) was highlighted by his achievements as a starting pitcher. On Sep. 20, '58 he pitched the Orioles 1st no-hitter a 1-0 gem against the Yankees at Memorial Stadium. His batterymate, **Gus Triandos**, provided the game's only run with a home run, his 30th (which tied **Yogi Berra's** A.L. record for most homers by a catcher).

Then in '59 continuing as a starter, he won his 1st 9 decisions for the O's after which he had a 0.996 era. He went on to a 15-10 record and a league leading 2.19 era. He thus became the only pitcher in history to have led both major leagues in earned run average, having topped the N.L. as a rookie with the Giants in '52 (2.43).

Despite his successes, **Hoyt's** good fortune was tempered by difficulty experienced by his catchers in handling his elusive knuckleball. Most of the major league passed balls were set by catchers working with **Wilhelm**, and the O's backstops were no exception.

Finally, in '60 **Manager Paul Richards** designed a special catchers mitt, some 50% larger than the standard model. The results were substantial, but he ultimately drifted back to the bullpen (in '60) and remained there for the balance of his career.

The O's traded him to the White Sox in Jan. '63 with **Ron Hansen**, **Pete Ward** and **Dave Nicholson** for **Luis Aparacio** and **Al Smith**.

Since retiring as a player, he has been a pitching coach, first for the Atlanta Braves organization, and, for the past 10 years, with the New York Yankees farm system.

## ORIOLES ADVOCATES, INC.

The Oriole Advocates, Inc. is a unique non-profit corporation dedicated to promoting and stimulating interest in the game of baseball at both the amateur and professional levels. The organization this year will celebrate the 25th anniversary of its founding, back in July of 1960.

Membership of the Oriole Advocates comprises some 75 men and women drawn from a broad cross-section in the Baltimore area.

Thru the years, the Advocates have made substantial financial contributions, primarily to youth organizations, have played a major role in the restoration of Babe Ruth's birthplace on Emory Street, and have provided the leadership in establishing the Baltimore Orioles "Hall of Fame."

They have also served as an essential right arm of the Orioles' public relations and promotions program. Probably the biggest contribution of all in that area have been the formation and annual administration of the Junior Orioles program which began in '63 with 750 youngsters and reached an all-time high of 20,000 members (in '77). It is a massive undertaking, a quality "knothole" program that requires much care, time and effort.

Among a myriad of other activities, the Advocates also administer the "souvenir giveaway" dates at the ballpark, making sure that all eligible fans receive the items to which they are entitled.

The Orioles Advocates 1985 officers are: President—**Bill Schofield** . . . 1st Vice-President—**Peck Minder** . . . 2nd Vice President—**Burke Barrett** . . . Treasurer—**Charlie Pecot** . . . Secretary—**Jack Gray** . . . Immediate Past President—**Chuck Lippy**.

The board of directors comprises: **Chuck Lippy**, **Barney Locte**, **Mike Pintzuk** and **Scott Warrington**, and committee chairmen include: Special Events—**Dan March** . . . Junior Orioles—**Fred Atkins** . . . Orioles Hall of Fame—**Joe Karey** . . . **Don Blum**.

## ORIOLES "DESIGNATED HITTERS"

The Orioles "Designated Hitters" have been selling season tickets for the ballclub for 6 years (starting '80) and, in that period, the O's pre-season sale has leaped from 1,623 in '79 to a projected all-time high of the equivalent of 12,200 to 12,500 season seats (figures estimated because the "selling season" will continue to opening day).

Mayor **William Donald Schaefer** and a select group of Baltimoreans working closely with the Orioles' front office, created the organization in Sep. '79. Their purpose was to enlist the talents of successful men and women from the area business community to serve as the principal sales force for the annual season ticket campaign . . . Since then, the "DH's" have expanded into group sales.

During the first year of operation (for '80 season) 28 of 45 candidates qualified for membership after stringent sales requirements. That number has grown significantly. This year between 55 and 60 will meet the required sales minimums. The membership formula is based on a blend of new sales and renewals, and everyone must re-qualify each year.

Last year, **Glenn Babcock** and **Bob Hawkins** led the veteran members in sales while **John Pettigrew** and **Howard Weinberg** were tops among the "rookie" members.

Incentives for members included a trip for 2 to the Orioles' spring training headquarters in Miami, a special custom "DH" blazer, an Orioles weekend in Boston during the season, a non-baseball trip to London, and a junket to the World Series.

The "Designated Hitters" have their own officers (**Hal Hackerman** was president in '84) and board of directors, by-laws, newsletter and softball team (of less than major league caliber). They conduct their own meetings and subscribe to what can only be called an active and aggressive social schedule.

Mayor **Schaefer**, the three charter members of the organization (**Owen Daly**, **Bill Beasman** and **Chris Hartman**), Orioles director for business affairs **Bob Aylward**, and executive director of sales **Lou Michaelson** (the DH's top seller in each of the 1st 4 years before joining the O's full time in '83) have been instrumental in directing the program thru its 1st 6 years. So have former club vice-president **Al Harazin** (now with the Mets), and the O's current DH coordinator **Dan O'Dowd**.

The Orioles' escalating season ticket sales figures by years: '79 (1,623); '80 (4,018); '81 (5,215); '82 (5,430); '83 (6,051); '84 (11,738).



“THANKS FOR THE MEMORIES”

ALONZA (AL) BENJAMIN BUMBRY

Born: Apr. 21, '47; 5'8"; 175; Bats, L; Throws, R; Position: OF.

Birthplace/Residence: Born and raised in Fredericksburg, Va. ... Now lives in Lutherville, Baltimore County.

Tenure: 12 years, 31 days.

Signed Originally with: Orioles.

YEAR CLUB	AVG.	G	AB	R	H	2B	3B	HR	RBI	BB	SO	SB	CS	HP
1969 Stockton-1	.178	35	73	19	13	4	0	0	3	30	38	10	3	1
1970														
in military service														
1971 Aberdeen	.336	66	247	68	83	14	6	6	53	50	52	34	5	8
1972 Asheville	.347	26	121	26	42	4	4	4	10	10	19	10	2	1
Rochester	.345	108	435	83	150	29	*15	6	47	34	77	22	3	5
Baltimore	.364	9	11	5	4	0	1	0	0	0	0	1	1	0
1973 Baltimore	.337	110	356	73	120	15	*11	7	34	34	49	23	10	3
1974 Baltimore	.233	94	270	35	63	10	3	1	19	21	46	12	4	1
1975 Baltimore	.269	114	349	47	94	19	4	2	32	32	81	16	3	4
1976 Baltimore	.251	133	450	71	113	15	7	9	36	43	76	42	10	2
1977 Baltimore	.317	133	518	74	164	31	3	4	41	45	89	19	8	1
1978 Baltimore	.237	33	114	21	27	5	2	2	6	17	15	5	3	2
1979 Baltimore	.285	148	569	80	162	29	1	7	49	43	74	37	12	3
1980 Baltimore	.318	160	645	118	205	29	9	9	53	78	75	44	11	3
1981 Baltimore	.273	101	392	61	107	18	2	1	27	51	51	22	15	2
1982 Baltimore	.262	150	562	77	147	20	4	5	40	44	77	10	5	0
1983 Baltimore	.275	124	378	63	104	14	4	3	31	31	33	12	5	0
1984 Baltimore	.270	119	344	47	93	12	1	3	24	25	35	9	5	0
M.L. Totals	.283	1428	4958	772	1403	217	52	53	392	464	701	252	92	21

M.L. Totals: .283 1428 4958 772 1403 217 52 53 392 464 701 252 92 21  
 GWRBI: '79-9; '80-5; '81-2; '82-3; '83-2; '84-2. Total: 23.  
 \* Led league  
 • Tied for league lead  
 † Selected by Orioles organization in June '68 free agent draft (8th round, Baltimore's 11th selection, regular phase) ... Signed on 6/18/68.

League Championship Series Record

YEAR CLUB, OPP.	AVG.	G	AB	R	H	2B	3B	HR	RBI	BB	SO	SB	CS	HP
1973 Bal. vs. Oak.	.000	2	7	1	0	0	0	0	0	2	2	1	0	0
1974 Bal. vs. Oak.	.000	2	1	0	0	0	0	0	0	0	1	0	0	0
1979 Bal. vs. Cal.	.250	4	16	5	4	0	1	0	0	4	3	2	0	0
1983 Bal. vs. Chi.	.125	3	8	0	1	1	0	0	1	0	2	0	0	0
L.C.S. Totals	.156	11	32	6	5	1	1	0	1	6	8	3	0	0

World Series Record

YEAR, CLUB, OPP.	AVG.	G	AB	R	H	2B	3B	HR	RBI	BB	SO	SB	CS	HP
1979 Bal. vs. Pit.	.143	7	21	3	3	0	0	0	1	2	1	0	0	1
1983 Bal. vs. Phi.	.091	4	11	0	1	1	0	0	1	0	1	0	0	0
W.S. Totals	.125	11	32	3	4	1	0	0	2	2	2	0	0	1

All-Star Game Record

YEAR, CLUB, SITE	AVG.	G	AB	R	H	2B	3B	HR	RBI	BB	SO	SB	CS	HP
1980 A.L., L.A.	.000	1	1	0	0	0	0	0	0	0	0	0	0	0

Career Highs, Game: Runs—4, twice, (Aug. 24, '81 at Sea. & Apr. 6, '83 vs. K.C. at Bal.)—ties club record; Hits—5, twice, (June 25, '73 at Mil. and May 26, '79 at Det.)—ties club record; 4, 14 times, (latest Sep. 17, '84 at N.Y.); Home Runs—1, 53 times; RBI—5, (June 8, '80 at Cal.; 4, (May 4, '75 at Cle.); Stolen Bases—3, (Sep. 27, '80 at Cle.)—ties club record; 2, 34 times.  
 Hitting Streaks:—17, (April 22-thru May 13, '80); 15, (July 21 thru Aug. 5, '79); 13, (May 7 thru May 22 (1st game), '77).

SUMMARY

Al, probably the fastest player the club has ever had, holds Orioles career stolen base record (252) ... Ranks 2nd in triples (52), 3rd in runs (772), 4th in hits (1,403) and 6th in games (1,428).

He led club in steals 5 times, batted over .300 on 3 occasions, was the 1st Oriole ever to amass 200 hits in a season (205 in '80), won the A.L. "Rookie of the Year" award in '73 and was the O's "most valuable player" in '80.

Ranks alongside Brooks Robinson, Jim Palmer and Ken Singleton among the most active players in Orioles history in terms of community involvement and appearances.

Spring '85: Was invited to the San Diego Padres training camp in Yuma, AZ on a trial basis.

'84 Season: Alternated in center for most of season with John Shelby ... Finished the year on a high note with a .325 average (83-27) over the last 6 weeks (starting Aug. 24).

Enjoyed the only 2 home run game of his pro career in Kokura, Japan against the Tokyo (Yomuri) Giants' Shoji Sadaoka on Nov. 10 ... "Bee" hit .400 (25-10) on the Japan tour.

'80 Season: Easily his best major league season ... His .318 average remains the 3rd highest in club annals (among qualifiers), and his 205 hits surpassed Brooks Robinson's old standard of 194. (Cal Ripken broke Bee's record with 211 safeties in '83).

That year he also set personal highs in games (160), runs (118, 4 shy of club mark), rbi (53), stolen bases (44), and walks (78) and had a .392 on-base pct. (729-286).

Was named to A.L. All-Star team and played last 4 innings in L.A. ... Was picked as centerfielder on The Sporting News A.L. post-season all-star team by vote of fellow players.

'73 Season: Al and teammate, Richie Coggins, finished 1-2 in the "Rookie of the Year" balloting ... Al hit .337 and Coggins .319, batting 1-2, though neither qualified ... As lefthanded hitters, the 2 rookies platooned against righthanders (Don Baylor and Merv Rettenmund played primarily against lefties) ... Had a .399 on-base pct. (393-157).

Centerfield: Came to the majors as a leftfielder ... Made his 1st start in center on July 4, '76 and shared that position for the next 2 1/2 seasons before becoming the O's regular centerfielder from '79 thru '82 ... Alternated there the past 2 years with John Shelby.

Vs. Opponents: Hit over .300 lifetime vs. 3 clubs: Seattle—.320 (247-79), Milwaukee—.310 (452-140) and Toronto—.300 (293-88) ... Hit 10 of his 53 career A.L. homers against the Yankees (5 of them off Catfish Hunter).

Odds and Ends: In '78 Al became the 1st Oriole, eligible for free agency in the re-entry system, to re-sign with the O's (Birds had lost the first 7 eligibles to other clubs in '76 and '77) ... Played a total of 22 post-season games in 4 ALCS and 2 WS.

Set club mark and tied A.L. record with 3 triples in one game against Milwaukee on Sep. 23, '73, the day O's clinched the eastern division title ... Had 3 doubles in a game twice in '75 (vs. K.C. May 23 and vs. Det. July 2) ... Beat out 3 bunts for hits against California on July 10, '75.

Vs. LHP/RHP: "Bee" has a lifetime average of .289 vs. righthanders (4121-1191), and .253 vs. lefthanders (837-212).

Minors: Led International League in batting (.345) and triples (15) in '72 when he was named Topps/National Association "Player of the Year" in that league ... Started that campaign in Asheville (AA), ended it in Baltimore and wound up hitting over .300 for 3 different teams.

After returning from 2 years of active duty in the U.S. Army, Al played at Aberdeen, SD in '71 and finished 2nd in Northern League bat race to teammate Bob Bailor.

Amateur Background: Went to Virginia State College in Petersburg (graduated '68) on a basketball scholarship after averaging 32 points per game as a senior at Ralph Bunche H.S. in King George, VA.

Played 4 years of basketball at Virginia State, but didn't play baseball until his senior year. Won the Central Intercollegiate Athletic Assoc. batting title (.378) that season and was all-CIAA in basketball and baseball ... Started playing baseball in college at the urging of the late Dick Bowle, who later signed him for the O's in June '68.

Personal: Was called to duty as a 2nd lieutenant (ROTC) in June '69, just 2 months after starting his pro career ... Served 11 months in Vietnam as a platoon leader, earned a Bronze Star, and was discharged as a 1st lieutenant in May '71.

Finished tied for 2nd in the '81 balloting for the Roberto Clemente Award, presented annually by Major League Baseball to the player who "best exemplifies the game, both on and off the field."

In recent years he has been involved with numerous charities including the Maryland League for the Handicapped, the Santa Claus Anonymous Fund, Maryland Special Olympics and the Muscular Dystrophy Foundation.

During off-seasons, he has made numerous appearances for the O's and still plays for the club's basketball team ... Single.


# JAMES (JIM) ALVIN PALMER

Born: Oct. 15, '45; 6'3"; 194; Bats, R; Throws, R; Position: P.

**Birthplace/Residence:** Born in New York City, but grew up in Los Angeles, Cal. and Scottsdale, Ariz. ... Now lives in Brooklandville, Baltimore County.

**Tenure:** 18 years, 11 days.

**Signed Originally with:** Orioles.



**Strikeout Highs:**—13, (July 1, '71 at Cle.); 12, (May 24, '77 vs. Mil. at Bal.); Struck out 10 or more batters 13 times.

**Walk Highs:**—8, twice, (opening day in both '66 & '70)

**Winning Streaks:**—11, twice, (May 11 thru Sep. 1, '69 & June 7 thru Sep. 4, '82); 10, (July 14 thru Aug. 26, '73); 9, (Aug. 30, '77 thru Apr. 21, '78); 8, twice, (latest Aug. 23, '78 thru Apr. 6, '79).

**Losing Streaks:**—7, (Apr. 30 thru June 7, '74); 4, (June 23 thru July 25, '78).

## SUMMARY

Unquestionably the finest pitcher in the Orioles' 31-year history, Jim holds many club records including: most wins (258), losses (152), games (558), innings (3947.2), shutouts (53), complete games (211), strikeouts (2212) & walks (1311).

He won 20 games 8 times, earned 3 Cy Young Awards, pitched the pennant clinching game 4 times, and was 8-3 in post-season play while hurling for one club over a span of 20 years ('65 thru '84).

During his entire career he never gave up a grand slam home run in regular or post-season play.

**'84 Season:** Lost 1st 2 starts to Minnesota (Apr. 8) and Toronto (Apr. 18), then made his final appearance as a starter on Apr. 23 at Chicago, but was not a pitcher of record.

Was losing pitcher in 16th inning vs. Cleveland at Baltimore after a 3 inning relief stint on May 2, then pitched in his final game as an Oriole on May 12 at Memorial Stadium against Oakland, but was not involved in a decision.

On May 17, Jim was granted his unconditional release after choosing not to go on the "voluntarily retired" list.

**Lifetime Wins/20-Win Seasons:** Jim ranks 26th on the all-time list in victories... He is one of only 3 pitchers in the 82-year history of the A.L. to have won 20 or more games in 8 or more seasons along with **Lefty Grove** (8, last time in '35) and **Walter Johnson** (12, last time in '25). The last major leaguer to accomplish that feat was **Warren Spahn** (13 times, the last in '63).

Only 6 who have worked exclusively in the 20th century have won 20 or more 8 times, and in the entire history of the major leagues, Jim is one of 16. He put that string together over a 9 year period from '70 thru '78 (was 7-12 in '74).

**Earned Run Average:** His 2.86 era is 5th on the all-time list (since era became an official statistic, '12 in NL and '13 in A.L.) among pitchers with 3,000 or more innings behind: (1) **Walter Johnson**—2.37; (2) **Grover C. Alexander**—2.56; (3) **Whitey Ford**—2.74, and (4) **Tom Seaver**—2.80. His career era is the lowest in the A.L. since Johnson retired in '27... He twice led the A.L. ('73 & '75) and was in the league's "top 5" 10 times.

**Won-Lost Pct.:** His .638 w-l pct. ranks 11th among those with 200 or more decisions and who pitched only in the 20th century. The all-time leader is **Whitey Ford** (.690, 236-106)... Note: **Ron Guidry**, currently at .680 (132-62), is only 6 decisions from qualifying on this list.

**Pennant Clinchers/Post-Season:** Jim went the route to win the games that clinched the Orioles 1st 4 pennants ('66, '69, '70, '71)... Since then **Scott McGregor** ('79) and **Tippy Martinez** ('83) have added their names to the list.

His overall record in 17 post-season appearances including 15 starts was 8-3 with a 2.61 era (124.1 ip, 36 er).

In '66 he became the youngest ever to pitch a World Series shutout when, at the age of 20 years-11 months-21 days, he blanked **Sandy Koufax** of the Dodgers, 6-0 on 4 hits (and 6 L.A. errors) in game #2 at Dodger Stadium... That was Koufax' final game in the majors.

In '83, he became the only pitcher in history to have won a World Series game in each of 3 decades. In that game (#3 at Philadelphia) he bested **Steve Carlton** after pitching 2 scoreless innings in relief of **Mike Flanagan**.

He holds a number of ALCS records including: most wins-4 (tied with **Catfish Hunter**), most complete games (5), most strikeouts (46) and most walks (19, tied with **Mike Cuellar**).

**Cy Youngs:** He is one of only 4 pitchers to have won as many as 3 Cy Youngs ('73, '75, '76)... **Steve Carlton** has won 4 and both **Tom Seaver** and **Sandy Koufax** 3... The award has been presented since '56 with individual league awards beginning in '67.

Jim, Koufax and **Denny McLain** are the only ones to have earned the award in 2 consecutive seasons.

YEAR CLUB	W-L	ERA	G	GS	CG	SHO	SV	IP	H	R	ER	BB	SO
1964 Aberdeen-1	11-3	2.51	19	19	9	4	..	129	75	42	36	130	107
1965 Baltimore	5-4	3.72	27	6	0	0	..	92	75	49	38	56	75
1966 Baltimore	15-10	3.46	30	30	6	0	..	208	176	83	80	91	147
1967 Baltimore	3-1	2.94	9	9	2	1	..	49	34	18	16	20	23
Rochester	0-0	11.57	2	2	0	0	..	7	12	9	9	5	6
Miami	1-1	2.00	5	5	0	0	..	27	20	6	6	10	16
1968 Elmira	0-2	4.32	6	6	0	0	..	25	18	13	12	19	26
Rochester	0-0	13.50	2	2	0	0	..	4	4	6	6	8	6
Miami	0-0	0.00	2	2	0	0	..	8	4	2	0	9	3
1969 Baltimore	16-4	2.34	26	23	11	6	0	181	131	48	47	64	123
1970 Baltimore	20-10	2.71	39	39	17	5	0	305	263	98	92	100	199
1971 Baltimore	20-9	2.68	37	37	20	3	0	282	231	94	84	106	184
1972 Baltimore	21-10	2.07	36	36	18	3	0	274	219	73	63	70	184
1973 Baltimore	22-9	2.40	38	37	19	6	1	296	225	86	79	113	158
1974 Baltimore	7-12	3.27	26	26	5	2	0	179	176	78	65	69	84
1975 Baltimore	*23-11	*2.09	39	38	25	*10	1	323	253	87	75	80	193
1976 Baltimore	*22-13	2.51	*40	40	23	6	0	*315	255	101	88	84	159
1977 Baltimore	*20-11	2.91	39	*39	*22	3	0	*319	263	106	103	99	193
1978 Baltimore	21-12	2.46	38	38	19	6	0	*296	246	94	81	97	138
1979 Baltimore	10-6	3.29	23	22	7	0	0	156	144	66	57	43	67
1980 Baltimore	16-10	3.98	34	33	4	0	0	224	238	108	99	74	109
1981 Baltimore	7-8	3.75	22	22	5	0	0	127	117	60	53	46	35
1982 Baltimore	15-5	3.13	36	32	8	2	1	227	195	85	79	63	103
1983 Baltimore	5-4	4.23	14	11	0	0	0	76.2	86	42	36	19	34
Hagerstown-2	2-0	3.46	2	2	0	0	0	13	13	6	5	2	11
1984 Baltimore-3	0-3	9.17	5	3	0	0	0	17.2	22	19	18	17	4

M.L. Totals 268-152 2.86 558 521 211 53 3 3948.1 3349 1395 1253 1311 2212  
 \* Led league • Tied for league lead  
 1—Signed by Orioles organization as free agent on 8/16/63.  
 2—On rehabilitation assignment, Aug. 6-12, '83.  
 3—Released unconditionally 5/23/84.

## League Championship Series Record

YEAR CLUB, OPP.	W-L	ERA	G	GS	CG	SHO	SV	IP	H	R	ER	BB	SO
1969 Bal. vs. Min.	1-0	2.00	1	1	1	0	0	9	10	2	2	2	4
1970 Bal. vs. Min.	1-0	1.00	1	1	1	0	0	9	7	1	1	3	12
1971 Bal. vs. Oak.	1-0	3.00	1	1	1	0	0	9	7	3	3	3	8
1973 Bal. vs. Oak.	1-0	1.84	3	2	1	1	0	14.2	11	3	3	8	15
1974 Bal. vs. Oak.	0-1	1.00	1	1	1	0	0	9	4	1	1	11	4
1979 Bal. vs. Cal.	0-0	3.00	1	1	0	0	0	9	7	3	3	2	3
1983 Bal. vs. Chi.	(did not pitch; appeared in one game as pinch-runner)												
L.C.S Totals	4-1	1.96	8	7	5	1	0	59.2	46	13	13	29	46

## World Series Record

YEAR CLUB, OPP.	W-L	ERA	G	GS	CG	SHO	SV	IP	H	R	ER	BB	SO
1966 Bal. vs. L.A.	1-0	0.00	1	1	1	1	0	9	4	0	0	3	6
1969 Bal. vs. N.Y.	0-1	6.00	1	1	0	0	0	6	5	4	4	4	5
1970 Bal. vs. Cin.	1-0	4.60	2	2	0	0	0	15.2	11	8	8	9	9
1971 Bal. vs. Pit.	1-0	2.65	2	2	0	0	0	17	15	5	5	9	15
1979 Bal. vs. Pit.	0-1	3.60	2	2	0	0	0	15	18	6	6	5	8
1983 Bal. vs. Phi.	1-0	0.00	1	0	0	0	0	2	2	0	0	1	1
W.S. Totals	4-2	3.20	9	8	1	1	0	64.2	55	23	23	31	44

## All Star Game Record

YEAR CLUB SITE	W-L	ERA	G	GS	CG	SHO	SV	IP	H	R	ER	BB	SO
1970 A.L., Cin.	0-0	0.00	1	1	0	0	0	3	1	0	0	1	3
1971 A.L., Det.	0-0	0.00	1	0	0	0	0	2	1	0	0	0	2
1972 A.L., Atl.	0-0	0.00	1	1	0	0	0	3	1	0	0	1	2
1975 A.L., Mil.	(selected, did not appear)												
1977 A.L., N.Y. (AL)	0-1	22.50	1	1	0	0	0	2	5	5	5	1	3
1978 A.L., S.D.	0-0	10.13	1	1	0	0	0	2.2	3	3	3	4	4
A.S.G. Totals	0-1	5.27	5	4	0	0	0	13.2	11	8	8	7	14

**Low Hitters: No-Hitter**—1, (Aug. 13, '69 vs. Oak. at Bal.); **One-Hitters**—5, (latest Sep. 4, '82 vs. Min. at Bal.); **2-Hitters**—11, (latest June 1, '78 at N.Y.); **3-Hitters**—18, (latest Aug. 5, '82 vs. K.C. at Bal.); **4-Hitters**—24, (latest Sep. 25, '82 at Mil.); **TOTAL LOW HITTERS:** 59.

**JIM PALMER (Cont.)**

**All-Star Games:** Jim was named to the A.L. All Star team 6 times and started 4 games . . . Ironically, he did not pitch in the mid-summer classic in any of the years he went on to win the Cy Young . . . He was picked to the squad in '73 and '76, and was on the club but did not pitch in '75 because of a tender arm.

In his first 3 All-Star appearances, Jim pitched a total of 8 scoreless innings while allowing only 3 hits and 2 walks and striking out 8 ('70, '71, '72).

**No-Hitter/Near No-Hitters:** Jim no-hit the Oakland A's on Aug. 13, '69 at Baltimore, beating **Chuck Dobson**, 8-0, only 4 days after coming off a 6-week stretch on the disabled list (2nd start).

In '73 he had 2 near-misses, both in Baltimore . . . Had a perfect game with one out in 9th vs. Texas on June 16 when **Ken Suarez** singled . . . Jim ultimately won a 9-1 2-hitter . . . Only July 27, a leadoff single in the 8th by Cleveland's **George Hendrick** was the only hit he allowed.

**Shutouts:** He is tied for 15th (with **Gaylord Perry**) on the all-time list with 53 (**Walter Johnson** is #1 with 113) . . . His 10 shutouts for the O's in '75 are a club record and represent an A.L. high since **Dean Chance** hurled 11 in '64.

During an 18-day period in '78 (May 24 thru June 10), he hurled 4 shutouts in 5 starts, 3 of them in succession, which gave him a piece of the club record along with **Jack Fisher** ('60), **Hal Brown** ('61), **Milt Pappas** ('64) and **Tom Phoebus** ('67).

**1-0 Wins:** Had a 9-3 record in complete game 1-0 decisions and was 10-5 overall . . . In '78, during the period he pitched 4 shutouts in 5 starts (see above), he went route to win 1-0 3 times.

**Long Games:** Pitched more than 9 innings on 19 different occasions: 10 inn.—11 times . . . 11 inn.—4 . . . 12 innings—4 . . . He was 5-6 with 8 no decisions in those long outings . . .

**In Relief:** Relieved in 37 of 558 regular season appearances (including 21 times his rookie year), and twice in 17 post-season games . . . He was 7-3 with 3 saves as a fireman, including the '83 WS victory.

**vs. Opponents:** Won 20 or more vs. 11 of 13 A.L. clubs. No other pitcher in baseball history has won 20 against as many clubs (e.g. **Tom Seaver** has 20 career wins against 10 N.L. clubs while both **Steve Carlton** and **Phil Niekro** are 20+ against 9 N.L. opponents).

Ranks 8th on Yankee beater list with 30 (**Walter Johnson**, as usual is 1st with 60) . . . Was 16-7 lifetime at Yankee Stadium and 7-3 since that ballpark was renovated and re-opened in '76 . . . Had a winning record vs. all opponents except Seattle.

**Versus:** **Bos.** 22-16; **Cal.** 25-10; **Chi.** 24-10; **Cle.** 29-12; **Det.** 21-12; **K.C.** 21-12; **Mil.** 22-10; **Min.** 21-12; **N.Y.** 30-16; **Oak.** 20-15; **Sea.** 2-3; **Tex.** 22-16, and **Tor.** 9-8.

**Home Runs:** Yielded 303 home runs in 558 games, but never threatened the A.L. or major league "gopher" record held respectively by **Catfish Hunter** (374) and **Robin Roberts** (502).

He never yielded a grand slam home run in a regular or post-season major league game . . . **Fred Patek** hit one off him in spring training (Ft. Myers) and **Johnny Bench** hit a slam in a '67 International League game for Buffalo while Jim was at Rochester.

**Injuries:** Back and shoulder injuries nearly ended his career in '67-'68 . . . He worked in only 2 games for O's between June 8, '67 and the start of '69. After jumping out to a 9-2 start in '69, he tore shoulder muscles in late June and was sidelined for 42 days.

After that Jim spent 3 more tours on the disabled list: '74 (8 weeks)-elbow; '79 (44 days)-elbow; and '83 (3 months)-back.

**Signing/Early Career:** Signed to a bonus contract with the O's by **Jim Russo** and **Jim Wilson** . . . Was a 3-sport athlete at Scottsdale H.S. (graduated '63), and was all-Arizona in baseball, basketball and football.

Pitched 1st pro game at age 18 on May 1, '64 for Aberdeen Pheasants (Northern League) at Grand Forks, but wasn't a pitcher of record . . . His manager was **Cal Ripken, Sr.** . . . One week later (May 8), also vs. Grand Forks, he was his 1st decision and hurled his 1st shutout, a 3-hitter.

Made big league debut in relief at Bos. on Apr. 17, '65, then earned his 1st win, also in relief, vs. Yankees' Pete Mikkelsen in Baltimore . . . Led O's in wins in '66 (15), the club's 1st pennant winning season.

**Personal:** In '84, he will continue as color man for ABC-TV with which he has been associated since '78 . . . Last season he worked with his former manager **Earl Weaver** on ABC's "Monday Night Baseball" telecasts . . . Will also do color for some Orioles games on Home Team Sports this season.

Has worked actively on behalf of the Cystic Fibrosis Research Foundation for the past 14 years, serving most of that time as national sports chairman.

Jim has been the highly publicized sports representative for Jockey Underwear since spring of '80 . . . In '83 he was the sports recipient of the American Image Award, sponsored by the Male Apparel Industry and the Men's Fashion Association of America.

Has attended both Arizona State and Towson State Universities . . . Has 2 daughters: **Jamie Michelle** (11/16/66) and **Kelly Christina** (6/5/69).


**KENNETH (KEN) WAYNE SINGLETON**

Born: June 10, '47; 6'4"; 212; Bats, L-R; Throws, R; Position: OF-DH.

**Birthplace/Residence:** Born in New York City . . . Grew up in Mt. Vernon, N.Y. . . . Now lives year round in Lutherville (Baltimore County).

**Tenure:** 14 years, 100 days.

**Signed Originally with:** New York Mets.



YEAR	CLUB	AVG.	G	AB	R	H	2B	3B	HR	RBI	BB	SO	SB	CS	HP
1967	Winter Haven—1	.277	102	278	49	77	17	1	4	41	*87	50	26	8	3
1968	Raleigh-Durham	.257	26	74	21	19	3	0	3	12	28	24	4	4	1
	Visalia	.316	80	263	61	83	5	0	11	35	70	54	8	4	4
	Jacksonville	.205	29	78	12	16	5	1	2	10	11	26	0	0	1
1969	Memphis	.309	115	366	65	113	16	6	10	65	78	69	8	5	2
1970	Tidewater	.388	64	219	48	85	16	1	17	46	57	26	3	3	0
	New York (NL)	.263	69	198	22	52	8	0	5	26	30	48	1	1	1
1971	New York (NL)—2	.245	115	298	34	73	5	0	13	46	61	64	0	1	2
1972	Montreal	.274	142	507	77	139	23	2	14	50	70	99	5	10	2
1973	Montreal	.302	*162	560	100	169	26	2	23	103	123	91	2	8	2
1974	Montreal—3	.276	148	511	68	141	20	2	9	74	93	84	5	2	0
1975	Baltimore	.300	155	586	88	176	37	4	15	55	118	82	3	5	1
1976	Baltimore	.278	154	544	62	151	25	2	13	70	79	76	2	2	0
1977	Baltimore	.328	152	536	90	176	24	0	24	99	107	101	0	1	2
1978	Baltimore	.293	149	502	67	147	21	2	20	81	97	94	0	0	2
1979	Baltimore	.295	159	570	93	168	29	1	35	111	109	118	3	1	1
1980	Baltimore	.304	156	583	85	177	28	3	24	104	92	94	0	2	1
1981	Baltimore	.278	103	363	48	101	16	1	13	49	61	59	0	0	0
1982	Baltimore	.251	156	561	71	141	27	2	14	77	86	93	0	1	2
1983	Baltimore	.276	151	507	52	140	21	3	18	85	99	83	0	2	1
1984	Baltimore	.215	111	363	28	78	7	1	6	36	37	60	0	0	0
A.L. Totals		.284	1446	5115	684	1455	235	19	182	767	885	860	8	14	10
N.L. Totals		.277	636	2074	301	574	82	6	64	299	377	386	13	22	7
M.L. Totals		.282	2082	7189	985	2029	317	25	246	1066	1262	1246	21	36	17

**A.L. Totals** .284 1446 5115 684 1455 235 19 182 767 885 860 8 14 10  
**N.L. Totals** .277 636 2074 301 574 82 6 64 299 377 386 13 22 7

**M.L. Totals** .282 2082 7189 985 2029 317 25 246 1066 1262 1246 21 36 17

**GWRBI:** '79-10; '80-'19; '81-7; '82-10; '83-2; '84-2 Total:50.  
 \* Led league \* Tied for league lead  
 1—Selected by New York Mets organization in January '67 free agent draft. (1st round, regular phase) . . . Signed on 2/15/67.  
 2—Acquired by Montreal Expos from N.Y. Mets with first baseman Mike Jorgensen and infielder Tim Foli in deal for outfielder Rust Staub on 4/6/72.  
 3—Acquired by Orioles from Montreal Expos along with pitcher Mike Torrez in deal for pitchers Dave McNally and Bill Kirkpatrick (assigned to Memphis) and outfielder Rich Coggins on 12/4/74.

**League Championship Series Record**

YEAR	CLUB, OPP.	AVG.	G	AB	R	H	2B	3B	HR	RBI	BB	SO	SB	CS	HP
1979	Bal. vs. Cal.	.375	4	16	4	6	2	0	0	2	1	2	0	0	0
1983	Bal. vs. Chi.	.250	4	12	0	3	2	0	0	1	2	2	0	0	0
L.C.S. Totals		.321	8	28	4	9	4	0	0	3	3	4	0	0	0

**World Series Record**

YEAR	CLUB, OPP.	AVG.	G	AB	R	H	2B	3B	HR	RBI	BB	SO	SB	CS	HP
1979	Bal. vs. Pit.	.357	7	28	1	10	1	0	0	2	2	5	0	0	0
1983	Bal. vs. Phi.	.000	2	1	0	0	0	0	0	1	1	1	0	0	0
W.S. Totals		.345	9	29	1	10	1	0	0	3	3	6	0	0	0

## KEN SINGLETON (Cont.)

### All Star Game Record

YEAR	CLUB	SITE	AVG.	G	AB	R	H	2B	3B	HR	RBI	BB	SO	SB	CS	HP
1977	A.L.	N.Y. (AL)	.000	1	0	0	0	0	0	0	0	0	0	0	0	0
1979	A.L.	Sea.	.000	1	1	0	0	0	0	0	0	0	0	0	0	0
1981	A.L.	Cie.	.667	1	3	2	2	0	0	1	1	0	0	0	0	0
A.S.G. Totals			.500	3	4	2	2	0	0	1	1	0	0	0	0	0

**Career Highs, Game:** **Runs**—4, twice, (Apr. 15, '80 vs. K.C. at Bal. & Aug. 30, '74 for Mtl. at Cin.); **Hits**—4, 14 times, (13 Bal., 1 Mtl.), latest July 18, '83 at Sea.; **Home Runs**—2, 6 times (5 Bal., 1 Mtl.), latest May 12, '83 at Tex.; **RBI**—5, twice (1 Bal., 1 Mtl.), latest July 26, '79 vs. Sea. at Bal.; 4, 20 times, (14 Bal., 6 Mtl.), latest Sep. 20, '84 vs. Bos. at Bal.; **Walks**—4, 3 times, (2 Bal., 1 Mtl.), latest Apr. 30, '79 at Sea.

**Hitting Streaks:**—17, (July 17 thru Aug. 4, '78); 15, (Aug. 19 thru Sep. 3, '73 w/Mtl.); 14, 3 times; **Note:** Had 12 streaks of 10 or more games with Orioles.

**Grand Slams:**—6, (5 Bal., 1 Mtl.), (latest Sep. 1, '84 at Sea. off VandeBerg and Sep. 20, '84 at Bal. vs. Bos. off Nipper.)

### SUMMARY

**Ken** was a 3 time "Most Valuable Oriole" ('75, '77, '79), hit .290 or better 5 times in 10 years for the O's (3 times over .300), and set the existing club record for highest average in a season (.328) in '77 (surpassing **Bob Nieman's** .322 of '56) . . . In addition to his Orioles heroics, he had an outstanding season for the Expos in '73 when he hit over .300 (.302) for the 1st time.

He was 2nd in club history in walks with 885, only 4 shy of **Boog Powell's** record 889 . . . Ranks in "top 5" in games (1,446), runs (684), hits (1,455), doubles (235), home runs (182), rbi (767), gwrbi (95) and total bases (2,274).

His 1,262 career walks in the majors put him 20th on the all-list . . . He drew 99 or more in 6 different seasons and holds one season record for both Montreal (103, '73) and Baltimore (111, '79).

Is 3rd all-time in home runs by a switch-hitter with 246 behind **Mickey Mantle** (536) and **Reggie Smith** (314), and just ahead of **Eddie Murray** (227) and **Ted Simmons** (226).

Is one of the most community oriented players in O's history (alongside **Brooks Robinson**, **Al Bumbry** and **Jim Palmer**) . . . Became 2nd Oriole to win the **Roberto Clemente Award** in '82, presented annually by Major League Baseball to the player who best exemplifies the game, both on and off the field (**Brooks** earned the honor in '72).

**'84 Season:** Used as a designated and pinch-hitter exclusively for the 2nd straight year and hit .215, a career low . . . Became 150th player in history to reach the 2,000 hit level on June 25 . . . Finished on a high note with 3 homers, including 2 grand slams, and 16 rbi in his last 21 games (starting Aug. 31) . . . As usual, he crushed Mariners' pitching (see "Seattle" below).

Accompanied O's on Japan trip in the fall . . . It was his 2nd trip, having been a part of the major league all-star entourage that toured Japan in '79.

**Switch-Hitting:** Though a natural lefthander, **Ken** was a right-handed hitter until '65 (late in his amateur career) . . . Lifetime in the majors, he batted .291 lefthanded (5088-1483) with 187 home runs, and .260 righthanded (2101-546) with 59 homers.

He averaged one home run for every 27.2 at bats lefthanded and was 1-for every 35.6 at bats from the right side.

In the American League only, he hit .296 lefthanded (3664-1079) with 137 homers and .259 righthanded (1451-376) with 45 rbi . . . His best year from the right side was '77 when he batted .377 (59-for-158), and .310 lefthanded.

In '80, **Ken** and **Eddie Murray** became only the 2nd pair of switchers (on same team) to produce 100 rbi each in a single season . . . The only others were **Ted Simmons** and **Reggie Smith** for the '74 Cardinals.

**On-Base Pct.:** Had a career on-base percentage of .388 (8528-3308) in the majors, and .388 (6054-2350) in the American League. In that category, he ranks 2nd in O's history behind **Bob Nieman** (.393), and ahead of **Don Buford** (.385).

His best year from an on-base standpoint was '77 when he compiled a .438 average (651-285), a club record . . . **Bob Nieman** had a .442 (477-211) in '56, but fell short of the qualifying minimum of plate appearances.

**Batting Average:** Led the O's in batting in each of his first 4 years with the O's '75 thru '78, and just missed the next year when **Murray** beat him out by .00064 (though both hit .295 officially).

**Vs. Seattle:** **Ken** consistently excelled against the Mariners . . . In 8 years he batted .341 (255-87) with 24 home runs and 77 rbi in 73 games overall vs. Seattle, all career highs vs. one team . . . At the Kingdome, he hit 14 homers and drove in 42 runs in 35 games.

**Vs. Other Opponents:** He hit over .300 against 2 other clubs: Boston (.319, 432-138) and Minnesota (.309, 340-105).

**"MVP" Contender:** In addition to his 3 "MVO" awards, **Ken** was runner up to **Don Baylor** for the '79 A.L. "MVP," and was named on all 28 ballots . . . In '77, he was 3rd behind **Rod Carew** and **Al Cowens**.

**'79 & '77 Seasons:** In '79 he set career highs in homers (35) and rbi (111), won the O's "MVO" and was 2nd in A.L. "MVP" . . . Was only the 2nd switch-hitter ever to hit as many as 35 homers . . . **Mickey Mantle** is the other (he did it 6 times).

In '77, he set club record with his .328 average and .438 on-base percentage, hit 24 homers and drove in 99 runs while winning his 2nd "MVO" award.

**Post-Season:** Hit a combined .333 (57-19) in 17 post-season games for the O's . . . Had only one at-bat in the '83 WS vs. Philadelphia because the dh rule was not in effect that year, but in game #4 at Philadelphia drew a bases loaded walk from **John Denny** to force in the tying run in the O's decisive 6th inning rally.

**All-Star Games:** Was elected to the starting team in '81 and responded with 2 hits, one of them a home run off **Tom Seaver** at Cleveland . . . He is one of 3 O's, along with **Brooks** and **Frank**, to have homered in All-Star competition . . . Also appeared in the '77 and '79 games.

**April '81:** He hit .472 (53-25) that month with 7 hr & 14 rbi in 15 games, had a .517 on base percentage and a .981 slugging average . . . Was named the A.L.'s "player of the month."

He also set a club record during that spree with 10 straight hits over a 2½ game span including 4 doubles and 2 homers . . . His final hit in that stretch was a home run off **Richard Dotson**. The old club mark in that category was 8 by **Brooks Robinson** (twice) and **Bob "Rocky" Johnson**.

**Other Notable Achievements:** Despite a .251 average in '82, he hit .342 (120-41) with runners in scoring position . . . Led majors in '80 with 19 gwrbi . . . In '76 he was hitting only .185 thru June 2, but batted .312 the rest of the way (hitting safely in 91 of 112 games) and edged **Reggie Jackson** for club lead, .278 to .277.

Won the "MVO" award by slim margin over **Jim Palmer** in '75, his 1st year with O's, hit .300, drew 118 walks (one off lead) and led A.L. in plate appearances (714).

**Elbow Operation:** On Dec. 19, '77 he underwent surgery on his right elbow for removal of bone chips and transplantation of the ulnar nerve, then went on the enjoy 3 more banner seasons.

**National League:** **Ken** was Mets' #1 pick in Jan. '67 free agent draft (signed by **Clarence "Bubber" Jonnard**) . . . Made big league debut with Mets in June '70 after being recalled from Tidewater where he was leading I.L. in batting (.388).

Picked up his 1st 2 hits in his 3rd game (at Montreal for Mets) including his 1st career homer (off Expos' **Bill Stoneman**) on June 26, '70.

**Ken's** 1st outstanding season in majors was in '73 for Montreal, a full year after the Mets had traded him in the **Rusty Staub** deal . . . That season he set Montreal club records in runs (100), rbi (103), and walks (123) and hit .300 . . . Played in every game and led majors in outfield assists (20).

**Amateur Background:** **Ken** was a baseball and basketball standout at Mt. Vernon H.S. in New York . . . Went to Hofstra (Hempstead, L.I.) on a basketball scholarship, but also played baseball there (one year) . . . Averaged 18 points freshman year.

Hit 36 home runs in 3 seasons in fast semi-pro Bronx Federation League where he started at age 15 and played against **Rod Carew**.

**Personal:** In addition to winning the **Roberto Clemente** award in '82, he was also a recipient of a major Baltimore area honor, the

**KEN SINGLETON (Cont.)**

**Jimmie Swartz** Medallion, for his extensive community service.

**Ken** has served as honorary chairman of the Maryland Assoc. of Sickle Cell Services and for United Cerebral Palsy of Central Maryland, and is actively involved in other charities . . . For the past 4 years, he has purchased a block of tickets for Orioles Sunday home games for distribution to needy senior citizens.

He was born in New York City, but moved out to Stamford, CT when he was 8, and a year later to Mt. Vernon . . .

His brother, **Fred** (5 years younger) was a hurdler at Penn State and is now a track coach at White Plains (N.Y.) H.S. . . . His father, **Joseph**, worked for the U.S. Postal Service for many years in Manhattan, but now lives in Baltimore . . . His uncle, **Harvey (Buddy) Singleton**, was once a tackle for the Toronto Argonauts.

**Ken** met his wife, the former **Colette Saint-Jacques** of Vercheres, Quebec while she was working at the Forum in Montreal . . . They were married Jan. 5, '74 and have 2 sons: **Matthew Kenneth** (11/24/76) and **Justin Charles** (4/10/79) . . . The **Singletons** live in Lutherville in Baltimore County . . .

During the last several off-seasons, **Ken** has worked for WBAL-TV . . . This summer he will do color commentary for the Toronto Blue Jays cable station (22 games) as well as minor league games for Home Team Sports.

**MEMORIAL STADIUM—A BRIEF HISTORY**

Construction of Baltimore Memorial Stadium began on the site of old Municipal Stadium in 1949. However, when the original Baltimore NFL franchise left town after the '50 football season, work on the new facility was suspended until '52.

Despite the construction the International League Orioles continued to play their home games here on 33rd Street (thru '53) as did the current Baltimore Colts franchise when it re-located from Dallas (Texans) prior to the '53 football season.

The new stadium was completed essentially in October, '53, but refinements continued on thru the spring of '54, the A.L. Orioles first in Baltimore.

The original Municipal Stadium was built for football and completed in 1924. However, when old Oriole Park (29th Street and Greenmount Avenue) burned down on the night and early morning of July 3-4, 1944, the Orioles moved into the big ballpark (in those days home plate was in what is now dead center field).

Baltimore Memorial Stadium was built for \$6 million on 28 3/4 acres of city owned property and financed by two city bond issues.

Over the years, there have been some changes made. In '54, the distance from home plate to the fence in dead center was 450'. That has been whittled down gradually to its present 405'.

The Orioles dugout was originally on the first base side, but when some 2,600 field boxes were installed in front of the original boxes in '61 (prior to that there was an 8' wall between the front row of the boxes and the field, and Baltimore led the world in foul territory), new dugouts had to be constructed and the home team moved over to third base.

In 1964 additional upper deck sections were added, increasing the capacity by another 2,600 seats. In 1970 (mid-season) a new scoreboard was installed. In recent years the old splintery wooden benches (without backs) have been completely replaced by chairs and nonwooden benches with back rests, and a 35th row has been added to the upper deck.

In 1980, six new towers, housing a new ticket window and additional ticket office space, storage areas and rest rooms, were completed.

During the past winter, construction began on new administrative office for the Orioles. The project is expected to be completed on or about June 1, this year. In addition, a new Diamond Vision video board (by Mitsubishi) should be operational by Opening Day (in right centerfield).

**JIM HENNEMAN'S SIMPLIFIED MAGIC NUMBER CALCULATING SYSTEM**

For trailing club—add games won plus games left, then add one. Subtract number of games won by first place team. That's the magic number.

**MANAGER AND COACHES**

**JOSEPH (JOE) SALVATORE ALTOBELLI**


Born: May 26, '32; 6'0"; 180; Batted, L; Threw, L; Position: 1B.

**Birthplace/Residence:** Born and raised in Detroit, Michigan . . . Now lives in Rochester, N.Y.

**Contract Status:** Signed a two-year contract thru the '84 season on November 12, '82 . . . That contract was extended thru '85 (with an option for '86) after the '83 season.

**Tenure:** He has been in professional baseball for 33 years (starting '51) and previously was with the Baltimore organization for 14 seasons ('63 thru '76).

Signed Originally with: Cleveland.



**Record as Player**

YEAR CLUB	AVG.	G	AB	R	H	2B	3B	HR	RBI	BB	SO	SB	CS	HP
1951 Daytona Beach—1	.341	140	598	118	204	40	19	8	101	47	45	16	—	4
1952 Reading	.271	128	436	49	118	9	7	2	37	33	39	3	—	3
1953 Reading	.294	148	528	76	155	28	9	4	65	73	35	15	—	4
1954 Indianapolis	.287	149	551	73	158	31	10	6	79	41	59	4	—	4
1955 Indianapolis	.271	98	395	58	107	24	1	7	53	38	42	3	—	3
1956 Indianapolis	.200	42	75	8	15	3	0	2	5	5	14	0	1	1
1956 Indianapolis	.254	145	528	69	134	18	10	19	81	36	67	8	—	7
1957 Columbus	.234	22	77	16	18	5	1	2	10	9	16	0	—	0
1957 Columbus	.207	83	87	9	18	3	2	0	9	5	14	3	2	1
1958 Indianapolis—2	.287	133	463	60	133	24	4	12	74	34	57	3	—	0
1959 Toronto—3	.253	148	518	71	131	17	6	17	61	43	68	3	—	2
1960 Montreal	.255	154	552	79	141	25	5	31*	105	56	78	1	7	4
1961 Syracuse—4	.256	96	351	50	90	11	4	10	47	34	46	0	—	2
1961 Syracuse—4	.221	41	95	10	21	2	1	3	14	13	14	0	—	0
1962 Omaha—6	.271	141	502	81	136	23	7	13	67	72	63	3	—	1
1963 Rochester	.244	97	315	45	77	13	0	15	44	39	41	0	1	1
1964 Rochester	.249	122	345	35	86	11	1	11	52	36	45	0	6	1
1965 Rochester	.295	117	393	51	116	11	3	20	59	44	59	0	4	4
1966 Rochester	.233	25	60	5	14	5	0	1	5	4	13	0	0	2
1967 Elmira	.143	3	7	0	1	0	0	0	2	1	2	0	0	0
1970 Dallas-Fort Worth	.364	11	11	1	4	0	0	0	3	2	1	0	0	0
M.L. Totals	.210	166	257	27	54	8	3	5	28	23	42	3	3	2
Pro Totals	.273	2043	6887	964	1877	303	90	183	973	665	818	62	—	44

**Record as Pitcher**

YEAR CLUB	W-L	ERA	G	GS	CG	SHO	SV	IP	H	R	ER	BB	SO
1970 Dallas-Fort Worth	0-0	13.50	2	0	0	0	0	4	5	8	6	3	1

\*Led league

- 1—Signed as a free agent Cleveland organization in '50.
- 2—Sold by Cleveland organization to Toronto (International League) on 1/13/59.
- 3—Acquired by Los Angeles Dodgers organization in deal for third baseman Clyde Parris on 4/1/60.
- 4—Contract purchased by Minnesota Twins from Syracuse (International League) on 7/31/61.
- 5—Released outright by Minnesota Twins organization to Los Angeles Dodgers organization on 10/12/61.
- 6—Outrighted from Omaha (American Association) to Rochester (International League) on 10/12/62.

**Record as Manager**

Year	Club	League	W	L	Pct.	Pos.
1966	Bluefield	Appalachian	38	33	.535	3rd
1967	Bluefield	Appalachian	42	25	.627	1st
1968	Stockton	California	67	73	.479	6th*
1969	Dallas-Fort Worth	Texas	75	58	.564	2nd
1970	Dallas-Fort Worth	Texas	63	73	.463	3rd
1971	Rochester	International	86	54	.614	1st
1972	Rochester	International	76	68	.528	4th
1973	Rochester	International	79	67	.541	1st
1974	Rochester	International	88	56	.611	1st
1975	Rochester	International	85	56	.603	2nd
1976	Rochester	International	88	50	.638	1st
1977	San Francisco	National	75	87	.463	4th
1978	San Francisco	National	89	73	.549	3rd
1979	San Francisco	National	61	79	.436	—**
1980	Columbus	International	83	57	.593	1st
1983	Baltimore	American	98	64	.605	1st
1984	Baltimore	American	85	77	.525	5th

Record as Major League Manager: 408 380 .518  
Record as Professional Manager: 1278 1050 .549

\*Composite Rank

\*\*Replaced by Dave Bristol on Sep. 6 with club in 4th place.

(continued on page 90)

# 1985 Baltimore Orioles Roster

Manager  
Joe Altobelli (26)

Coaches—Terry Crowley (48); Elrod Hendricks (44); Ray Miller (31); Cal Ripken, Sr. (47); Frank Robinson (20); Jimmy Williams (40)

Public Relations—Bob Brown  
Traveling Secretary—Phil Itzoe

No.	PITCHERS (16)		B	T	HT.	WT.	Birthdate	Birthplace	Residence	1984 Club										Service		
	WT.	HT.								ERA	G	GS	CG	SV	IP	H	BB	SO				
41	R	R	6-3	210	9-8-54	210	Orange, CA	Yorba Linda, CA	0-1	5	1	4	3	0	0	12.0	9	7	10	7.070		
52	R	R	5-11	182	8-23-57	182	Cedar Rapids, IA	Norway, IA	20-11	279	34	4	16	0	0	251.1	218	81	128	2.100		
21	S	R	6-3	200	7-13-59	200	Bellows Falls, VT	North Walpole, NH	4-4	374	44	0	0	0	0	23.0	95	40	50	0.057		
34	R	R	6-4	194	12-26-61	194	Dallas, TX	Cockeysville, MD	1-2	391	9	0	0	0	0	225.0	205	71	100	2.150		
39	R	R	5-11	186	10-17-60	186	Monroe, VA	Monroe, VA	16-8	2,855	31	29	20	0	0	240.0	198	78	218	0.014		
46	L	L	6-0	195	12-16-51	195	Manchester, NH	Amherst, NH	0-1	415	2	2	0	0	0	130.0	14	4	18	8.170		
54	R	R	6-3	178	1-29-64	178	Bayshore, NY	Brentwood, NY	9-4	3,543	34	34	10	0	0	226.2	213	81	115	8.000		
49	R	R	6-3	222	2-3-61	222	Houston, TX	Climont, MD	4-7	444	13	13	13	2	0	77.0	84	34	55	0.000		
30	R	R	6-1	182	5-14-55	182	Granada, Nicaragua	Randallstown, MD	7-3	499	25	25	2	0	0	148.0	159	62	106	0.000		
23	L	L	5-10	180	5-31-50	180	LaJunta, CO	Englewood, CO	9-9	3,02	34	20	2	0	0	141.2	145	37	77	8.026		
16	S	L	6-1	186	1-18-54	186	Inglewood, CA	Phoenix, AZ	15-12	3,94	30	30	0	0	0	89.2	88	51	71	9.132		
42	R	R	5-10	190	5-1-57	190	Victoria, TX	Victoria, TX	4-10	436	18	17	2	0	0	196.1	216	54	67	8.025		
36	R	R	6-4	185	9-2-52	185	Orangeburg, SC	Vance, SC	0-2	482	6	0	0	0	0	95.0	94	50	64	0.092		
53	R	R	6-3	219	10-28-54	219	Ashville, NC	Swannanoa, NC	9-4	2,325	5	0	0	0	0	81.2	68	28	45	0.011		
32	R	R	6-2	195	12-5-56	195	Sanford, FL	East Palatka, FL	7-4	3,299	60	10	4	0	0	64.1	53	30	22	6.082		
51	R	R	6-4	205	2-3-57	205	Atlanta, TX	Dallas, TX	3-2	5,21	23	6	0	0	0	57.0	68	31	39	0.161		
<b>CATCHERS (4)</b>										<b>Avg.</b>	<b>G</b>	<b>AB</b>	<b>R</b>	<b>H</b>	<b>R</b>	<b>2B</b>	<b>3B</b>	<b>HR</b>	<b>RBI</b>	<b>BB</b>	<b>SO</b>	<b>SB</b>
24	R	R	6-0	184	9-13-49	184	Fayetteville, TN	Agoura, CA	230	109	330	37	76	11	0	11	34	40	58	1	12.013	
17	R	R	6-0	203	5-21-51	203	St. Louis, MO	St. Louis, MO	290	35	62	2	18	1	1	1	9	12	0	0	8.048	
56	R	R	6-2	196	9-8-62	196	Oviedo, Spain	Tampa, FL	265	138	483	72	128	23	2	13	81	71	0	0	2.000	
6	R	R	5-10	216	7-27-57	216	Memphis, TN	Inglewood, CA	056	7	18	1	0	0	0	0	1	3	1	0	2.169	
<b>INFELDERS (7)</b>										<b>Avg.</b>	<b>G</b>	<b>AB</b>	<b>R</b>	<b>H</b>	<b>R</b>	<b>2B</b>	<b>3B</b>	<b>HR</b>	<b>RBI</b>	<b>BB</b>	<b>SO</b>	<b>SB</b>
10	R	R	6-0	198	11-23-55	198	Highland Park, MI	Detroit, MI	218	96	142	15	31	4	0	3	9	8	33	1	5.123	
25	R	R	6-0	196	7-27-55	196	Saint Bernardino, CA	Phoenix, AZ	254	127	397	29	101	26	0	2	24	24	23	1	8.025	
14	R	R	6-2	215	1-14-52	215	Riverside, CA	Anaheim, CA	216	127	342	54	74	9	1	22	64	68	69	1	8.038	
33	R	R	6-2	216	2-24-56	216	Los Angeles, CA	Phoenix, AZ	306	162	588	97	180	26	3	29	110	107	87	10	8.000	
8	R	R	6-4	215	8-24-60	215	Havre de Grace, MD	Cockeysville, MD	191	81	157	23	30	1	0	2	15	17	19	2	3.052	
12	R	R	5-9	174	6-8-53	174	Honolulu, HI	Merced, CA	358	48	165	33	59	15	0	2	29	26	19	14	0.010	
28	L	L	6-0	201	12-26-61	201	Columbus, OH	Columbus, MD	258	75	296	51	104	17	2	16	56	32	4	8		

No.	PITCHERS (7)		B	T	HT.	WT.	Birthdate	Birthplace	Residence	1984 Club										Service		
	WT.	HT.								ERA	G	GS	CG	SV	IP	H	BB	SO				
45	L	L	6-0	185	7-24-52	185	Kewaunee, WI	Hales Corners, WI	0-0	0.00	4	0	0	0	0	5.0	4	4	3	8.053		
62	R	R	6-2	160	10-28-59	160	Salcedo, D.R.	Salcedo, D.R.	3-8	4,55	13	11	1	0	2	43.0	38	18	31	0.000		
63	R	R	6-2	190	11-22-62	190	Fresno, CA	Fresno, CA	0-1	7.88	4	0	0	0	0	65.0	70	25	33	0.000		
64	R	R	6-2	180	6-20-58	180	Freeport, TX	Lake Jackson, TX	3-5	4.04	22	4	0	0	0	60.0	50	49	58	0.000		
65	R	R	6-2	185	11-7-55	185	Austin, TX	Austin, TX	0-1	9.72	11	2	0	0	0	45.0	51	16	42	1.000		
70	R	R	6-3	174	1-13-53	174	Tulare, CA	Beaverton, OR	5-2	2.03	14	9	3	0	2	80.0	54	28	45	4.108		
72	L	L	6-5	180	9-28-51	180	Youngstown, O	Phoenix, AZ	2-4	3.64	33	0	0	0	2	59.0	62	23	28	2.008		
<b>NON-ROSTER PLAYERS AT SPRING TRAINING (11)</b>										<b>Avg.</b>	<b>G</b>	<b>AB</b>	<b>R</b>	<b>H</b>	<b>R</b>	<b>2B</b>	<b>3B</b>	<b>HR</b>	<b>RBI</b>	<b>BB</b>	<b>SO</b>	<b>SB</b>
56	R	R	6-0	195	6-12-55	195	Carolina, PR	Carolina, PR	5/7	87	251	18	75	11	0	5	11	5	2	0	0.061	
59	R	R	6-4	210	5-19-58	210	Byron, TX	Pasadena, TX	310	123	439	71	133	25	3	16	76	69	47	3	0.024	
73	S	R	6-1	177	10-17-57	177	Encino, CA	Channel Is., CA	250	127	460	65	115	26	3	10	58	34	57	14	1.021	
71	R	R	5-10	167	5-17-60	167	Patchogue, NY	Patchogue, NY	264	31	91	10	24	5	1	0	3	9	20	0	0.000	
<b>Additional Spring Training Coaches</b>										<b>Avg.</b>	<b>G</b>	<b>AB</b>	<b>R</b>	<b>H</b>	<b>R</b>	<b>2B</b>	<b>3B</b>	<b>HR</b>	<b>RBI</b>	<b>BB</b>	<b>SO</b>	<b>SB</b>
Greg Biagini (69)										0-1	3.18	23	0	0	0	0	0	22.2	25	16	15	0
John Hart (61)										0-1	3.18	23	0	0	0	0	0	22.2	25	16	15	0
Jim Hutto (67)										0-1	3.18	23	0	0	0	0	0	22.2	25	16	15	0
Assistant Trainer—Richie Bancells										0-1	3.18	23	0	0	0	0	0	22.2	25	16	15	0
Trainer—Ralph Salvon										0-1	3.18	23	0	0	0	0	0	22.2	25	16	15	0
Clubhouse Managers—Jim Tyler (Home), Fred Tyler (Visiting)										0-1	3.18	23	0	0	0	0	0	22.2	25	16	15	0
Minnie Mendoza (57)										0-1	3.18	23	0	0	0	0	0	22.2	25	16	15	0
Ken Rowe (60)										0-1	3.18	23	0	0	0	0	0	22.2	25	16	15	0
Frank Verdi (68)										0-1	3.18	23	0	0	0	0	0	22.2	25	16	15	0
Mark Wiley (58)										0-1	3.18	23	0	0	0	0	0	22.2	25	16	15	0

## JOE ALTOBELLI (Cont.)

**Orioles' Manager:** Joe was appointed as the 7th manager in Baltimore's history on November 12, '82 . . . He succeeded Earl Weaver, who had guided the club for 14½ seasons since July 11, '68 . . . 17th season with Orioles organization.

**1983:** In his 1st year as manager, Joe guided the Orioles to the world championship, the club's 1st since '70. He was named as the American League "manager of the year" by United Press International.

Joe became just the 9th manager in major league history to win the world series in his 1st year as manager of that club. The last to do it had been **Alvin Dark** (Oak., '74).

In addition, he is only the 7th man to ever manage teams that won pers. to the International League title. The Clippers finished first in the staged annually between the champions from the triple-A leagues. Joe won the Junior World Series at Rochester in '71 (see below). The most-recent to accomplish that feat had been **Ralph Houk** (Denver & New York).

He was the American League's 3rd base coach at the major league all-star game on July 6 at Chicago.

**Yankee Organization:** He served as third base coach for the New York Yankees in '81 and '82 . . . In '80, his first year in the New York organization, he guided the Yankees' top farm club, the Columbus Clippers, to the International League title. The Clippers finished first in the regular season with an 83-57 record, then defeated Richmond and Toledo in the playoffs to capture the crown. For his effort, he was selected as the I.L.'s "manager of the year," the third time he had been selected for the honor (see below).

**San Francisco Skipper:** Joe was named as manager of the San Francisco Giants on October 7, '76, replacing **Bill Rigney**, and finished fourth in the National League's western division with a 75-87 mark in '77.

The following year, the Giants improved to 89-73, the club's most victories since '71. San Francisco led the N.L. West for all but three days in a three-month period from May 12 thru August 15 before going 20-23 over the final month and a half to finish third. For his efforts, Joe was chosen as the N.L.'s "manager of the year" by the Associated Press. **Jim Dwyer** played under Joe for part of the '78 season.

In '79, the Giants won seven of their first nine games but were in fourth place with a 61-79 record when Joe was replaced by third base coach **Dave Bristol** on September 6.

**Baltimore Organization:** He spent 14 years in the Orioles' system from '63-'76, the final 11 as a very successful manager at all levels. His record in that span was 787-613 (.562) with his 11-year tenure matching Earl Weaver for the second longest in O's history behind **Cal Ripken**, who logged 13 plus seasons as a minor league skipper. Joe guided his clubs to five first place finishes and was named his league's "manager of the year" three times.

**Rochester:** In his six seasons as manager of Baltimore's triple-A farm club ('71-'76), Joe led the Red Wings to a 502-351 record (.589), including four regular season first place finishes and two league championships. In his first season at Rochester, the Wings won the league crown and defeated American Association champ Denver to capture the Junior World Series, earning Joe "manager of the year" honors in the International League. That club included league "mvp" **Bobby Grich**, **Don Baylor**, and 12 others who played in the majors.

The Wings also won the league championship in '74 when he was selected both as the I.L.'s top skipper and as "Minor League Manager of the Year" by the *Sporting News*.

Five current Orioles played under Joe in the minor leagues, all at Rochester: **Rich Dauer** ('75 & '76, was I.L. "mvp" and batting champ in '76); **Mike Flanagan** ('75 & '76, was I.L. top lhp in '75); **Dennis Martinez** ('75 & '76, was I.L. top rhp in '76); **Scott McGregor** (was top lhp in '76); **Eddie Murray** ('76) . . . In addition O's pitching coach **Ray Miller** played for Joe from '71-'73.

**Other Levels:** After serving as a player-coach at Rochester in '65 and the first part of '66, Joe was named manager at Bluefield in June '66 . . . He guided the O's to the Appalachian League pennant in '67 and was named the loop's top manager. He played briefly at Elmira prior to the start of the Appalachian League season in '67 and also saw action in 11 games (two as a pitcher) for Dallas-Fort Worth in '70.

**Previous Playing Career:** Joe played 15 full professional seasons as a first baseman with the Cleveland Indians, Los Angeles Dodgers, Minnesota Twins, and Orioles' organizations . . . He signed originally with the Indians and in his first pro season in '51 he finished fourth in the Florida State League in batting (.341) and second in hits (204). That year he also hit in 36 consecutive games, an F.S.L. record that still stands.

He spent all or parts of 12 seasons at the triple-A level and led the International League with 31 homers and 105 rbi at Montreal in '60.

**Majors:** He made his major league debut with Cleveland in '55 and also played most of the '57 campaign with the Tribe as a reserve first baseman-outfielder . . . He also saw action in 41 games for the Minnesota Twins in '61, the Twins' first season in Minnesota after moving from Washington.

**Personal:** He was an all-city selection in baseball, football, and basketball at Detroit's Eastern High School (graduated '50) . . . Joe also played American Legion baseball in Detroit.

He has lived in Rochester for many years and spent several off-seasons working for the Rochester recreation department . . . Is very involved in a number of charities in the Rochester area . . . Hobbies: hunting and woodworking . . . Joe and his wife, the former **Pat Wooten**, were married on May 3, '52, and are the parents of four boys: **Mike** (7/8/53), **Mark** (5/23/55), **Jerry** (5/7/63), and **Joe** (7/13/69) and two girls: **Jody** (10/26/56) and **Jackie** (4/9/60).

## TERRENCE (TERRY) MICHAEL CROWLEY

Born: Feb. 16, '47; 6'0"; 182; Batted, L; Threw, L; Position: 1b, dh, of

**Birthplace/Residence:** Born and raised in Staten Island, New York, but has lived in Baltimore since '70.

**Tenure:** This is his 20th season in professional baseball . . . He has spent 16 years in the Baltimore organization . . . Has 11 years, 91 days of service as a major league player.

Signed Originally with: Orioles



**Coaching:** Terry enjoyed his first taste of coaching in the pro ranks last season as the O's minor league batting instructor . . . Was elevated to O's batting coach in November after retirement of **Ralph Rowe** . . . Will work on both minor league levels, primarily with the big club.

**Major League Career:** Spent 12½ seasons in the majors with 4 different clubs . . . Was with Baltimore organization from '66 to '73, Cincinnati in '74 and '75, Atlanta in '76 before returning to Baltimore later that year . . . Remained an Oriole until '82, then spent '83 with Montreal.

**Pinch-Hitting:** One of 9 players in major league history to have over 100 career pinch-hits . . . Sixth on all-time list with 109 . . . Lifetime pinch-hit average is .260 (109-for-420, 5 hrs, 69 rbi and 53 walks) . . . On-base pct. of .353 (174-for-493) . . . With O's only as a pinch-hitter he batted .285 (79-for-277, 5 hrs, 54 rbi, 32 walks) with an on-base mark of .383 (87-for-218).

**Pinch-Homers:** Hit 5 lifetime pinch-hit homers including 2 grand slams . . . Hit them off Cleveland's **Larry Andersen** at Baltimore on Sep. 9, '77 and Kansas City's **Mike Armstrong**, Aug. 8, '82.

**1982:** Hit career pinch-hit no. 100 off Kansas City's **Dan Quisenberry** on Aug. 6 . . . Also contributed 2 of the O's record-setting 11 pinch-hit home runs that season.

**Best Season '80:** Set personal highs in runs (30), hits (67), home runs (12) and rbi (50) . . . Hit 3rd grand slam of career off Chicago's **LaMarr Hoyt** on Aug. 5 and drove in winning run 3 times in late innings.

**ALCS/Ws:** Appeared in 2 world series with O's ('70, '79) and one with Cincinnati ('75) . . . Played in LCS each of those years . . . Hit .250 (3-for-12) in post season.

**'79 World Series:** Delivered the game-winning hit of game #4 in O's 9-6 win over Pittsburgh . . . Blasted a bases-loaded double off Pirate reliever **Kent Tekulve** scoring tying and winning runs . . . His blow highlighted a 6-run 8th inning for the O's.

**'77-'78:** Was 20-for-53 as pinch-hitter combined for these 2 seasons . . . Played only 18 games in Baltimore in '77 but was 7-for-15

**TERRY CROWLEY (Cont.)**

(.467) as pinch-hitter, 4th best in the A.L. ... Batted .342 (13-for-38) as pinch-hitter in '78, 10th best in the league.

**Cincinnati '74-'75:** Was the Reds principal pinch-hitter ... Called on to hit 58 times each season ... Best season was .265 (13-for-49) in '75.

**Designated Hitter:** Had a lifetime average of .262 (125 for 478) with 15 homers in 172 games as a dh ... Was the O's 1st dh ever, opening day, '73.

**Montreal '83:** Completed his major league playing career with Expos ... Batted .182 (8-for-44) with 3 rbi in 50 games.

**Minors:** Spent parts of 7 seasons in the minor leagues ... Had best year at Rochester in '77, his last in the minors ... Led International League in homers (30), despite being called up to Baltimore on Aug. 12 ... Finished 2nd in IL "MVP" voting to Pawtucket's Ted Cox ... Picked for all-star team ... Hit .308 (124-for-403) that season with 80 rbi.

**Amateur Background:** "Crow" was scouted and signed for the O's by Frank McGowan, Walter Shannon, and the late Joe Torre, Sr. ... He enjoyed an outstanding baseball career at Staten Island's Curtis High and later played baseball at Long Island University.

He is one of several 1st basemen to have made it to the majors from New York City: Lou Gehrig, Frank and Joe Torre, and Joe Peplone, Mike Fiore, Ed Kranepool, and Curt Blefary (born in Brooklyn) are among the others.

**Personal:** Terry and his wife, the former Janet Boyle, have 4 children: Karlen (1/19/64), Terry, Jr. (1/2/68), Jimmy (10/16/69), and Karen (8/29/76). He operates a baseball camp in Cockeysville during the summer.

YEAR CLUB	AVG.	G	AB	R	H	2B	3B	HR	RBI	BB	SO	SB	CS	HP
1966 Miami-1	.255	19	51	5	13	1	0	0	3	5	3	0	0	0
1967 Miami	.262	135	497	50	130	*24	10	3	49	61	51	21	4	5
1968 Elmir	.271	55	181	19	49	8	1	0	22	26	25	7	2	1
1968 Rochester	.262	75	271	37	71	13	3	8	34	35	54	1	1	0
1969 Rochester	.282	132	475	78	134	24	2	28	83	69	61	11	4	1
1969 Baltimore	.333	7	18	2	6	0	0	0	3	1	4	0	0	0
1970 Baltimore	.257	83	152	25	39	5	0	5	20	35	26	2	0	0
1971 Rochester	.282	78	259	56	73	9	4	19	63	52	40	2	0	1
1971 Baltimore	.174	18	23	2	4	0	0	0	1	3	4	0	0	0
1972 Baltimore	.231	97	247	30	57	10	0	11	29	32	26	0	0	1
1973 Baltimore-2	.206	54	131	16	27	4	0	3	15	16	14	0	0	1
1974 Cincinnati	.240	84	125	11	30	12	0	1	20	10	16	1	0	1
1975 Cincinnati-3	.268	66	71	8	19	6	0	1	11	7	6	0	0	0
1976 Atlanta-4	.000	7	6	0	0	0	0	0	1	0	0	0	0	0
1976 Rochester-5	.261	20	69	4	18	7	0	2	7	9	10	1	1	0
1976 Baltimore	.246	33	61	5	15	1	0	0	5	7	11	0	0	1
1977 Rochester	.308	108	403	69	124	24	2	*30	80	42	29	0	0	2
1977 Baltimore	.364	18	22	3	8	1	0	1	9	1	3	0	0	0
1978 Baltimore	.253	62	95	9	24	2	0	0	12	8	12	0	0	1
1979 Baltimore	.317	61	63	8	20	5	1	1	8	14	13	0	0	1
1980 Baltimore	.288	92	233	33	67	8	0	12	50	29	21	0	0	0
1981 Baltimore	.246	68	134	12	33	6	0	4	25	29	12	0	0	0
1982 Baltimore	.237	65	93	8	22	2	0	3	17	21	9	0	0	0
1983 Montreal-6	.182	50	44	2	8	0	0	0	3	9	4	0	0	1
A.L. Totals	.253	658	1272	153	322	44	1	40	194	196	155	2	0	5
N.L. Totals	.232	207	246	21	57	18	0	2	35	26	26	1	0	2
M.L. Totals	.250	865	1518	174	379	61	1	42	229	212	181	3	0	7

- 1—Selected by Baltimore organization in June '66 free agent draft (11th round, regular phase) ... Signed on 8/10/66.
- 2—Contract sold to Texas Rangers on 12/6/73 ... Rangers in turn sold contract to Cincinnati Reds on 3/19/74.
- 3—Acquired by Atlanta Braves from Cincinnati Reds in deal for pitcher Mike Thompson on 4/6/76.
- 4—Released by Braves on 5/6/76 and signed by Rochester as free agent on 5/25/76.
- 5—Contract purchased by Baltimore from Rochester on 6/27/76.
- 6—Released by Orioles on 4/4/83 and signed by Montreal Expos on 5/25/83.

**League Championship Series Record**

YEAR CLUB, OPP.	AVG.	G	AB	R	H	2B	3B	HR	RBI	BB	SO	SB	CS	HP
1970 Bal. vs. Min.	.000	2	2	0	0	0	0	0	0	0	0	0	0	0
1975 Cin. vs. Pit.	.000	1	1	0	0	0	0	0	0	0	0	0	0	0
1979 Bal. vs. Cal.	.500	2	2	0	1	0	0	0	1	0	0	0	0	0
L.C.S. Totals	.200	5	5	0	1	0	0	0	1	0	0	0	0	0

**World Series Record**

YEAR CLUB, OPP.	AVG.	G	AB	R	H	2B	3B	HR	RBI	BB	SO	SB	CS	HP
1970 Bal. vs. Cin.	.000	1	1	0	0	0	0	0	0	0	0	0	0	0
1975 Cin. vs. Bos.	.500	2	2	0	1	0	0	0	0	0	0	0	0	0
1979 Bal. vs. Pit.	.250	5	4	0	1	1	0	0	2	1	0	0	0	0
W.S. Totals	.286	8	7	0	2	1	0	0	2	1	1	0	0	0


**ELROD (ELLIE) JEROME HENDRICKS**

Born: Dec. 22, '40; 6'1"; 185; Batted, L; Threw, R; Position: C.

**Birthplace/Residence:** Born and raised in St. Thomas, Virgin Islands ... Has lived in Baltimore area (Randallstown) since '70.

**Tenure:** This is his 26th season in professional baseball ... He has spent 15½ years in Baltimore organization ... Had 10 years, 89 days service as a major league player.

**Signed Originally with:** Milwaukee (Atlanta) Braves.



YEAR CLUB	AVG.	G	AB	R	H	2B	3B	HR	RBI	BB	SO	SB	CS	HP
1959 McCook	.235	25	34	6	8	1	0	0	3	13	4	1	0	0
1960 Willsville	.235	73	217	36	51	8	1	11	36	28	52	0	0	4
Out of organized ball														
1961														
1962 Winnipeg	.211	69	213	25	45	7	2	3	22	27	36	3	0	4
1963 Winnipeg	.280	22	50	10	14	0	0	3	12	8	6	2	0	2
1964 Jalisco	.292	67	202	43	59	8	4	10	45	48	38	3	0	2
1965 Jalisco	.285	128	411	100	117	14	8	35	98	102	85	4	2	8
1966 Jalisco	.301	122	386	78	116	19	2	23	87	107	55	6	6	10
1966 El Paso	.268	18	56	6	15	2	0	3	12	7	14	0	0	0
1967 Jalisco	.316	131	434	124	137	18	4	41	112	94	60	11	1	20
1967 Seattle*	.222	13	36	3	8	1	0	2	4	2	12	0	0	0
1968 Baltimore	.202	79	183	19	37	8	1	7	23	19	51	0	0	1
1969 Baltimore	.244	105	295	36	72	5	0	12	38	39	44	1	0	2
1970 Baltimore	.242	106	322	32	78	9	0	12	41	33	44	1	0	4
1971 Baltimore	.250	101	316	33	79	14	1	9	42	39	38	0	0	2
1972 Baltimore	.155	33	84	6	13	4	0	0	4	12	19	0	1	0
1972 Chicago (NL)*	.116	17	43	7	5	1	0	2	6	13	8	0	1	0
1973 Baltimore	.178	41	101	9	18	5	1	3	15	10	22	0	0	1
1974 Baltimore	.208	66	159	18	33	8	2	3	8	17	25	0	0	1
1975 Baltimore	.215	85	223	32	48	8	2	8	38	34	40	0	1	1
1976 Baltimore—N.Y. (AL)†	.174	54	132	8	23	2	0	4	9	10	23	0	1	0
1976 New York (AL)	.273	10	11	1	3	1	0	1	3	0	2	0	0	0
1977 Syracuse‡	.281	56	135	30	38	9	0	11	37	21	16	0	0	4
1978 Baltimore	.333	13	18	4	6	1	0	1	1	3	3	0	0	0
1979 Baltimore	.000	1	1	0	0	0	0	0	0	0	0	0	0	0
A.L. Totals	.222	694	1845	198	410	65	7	60	213	217	311	1	4	12
N.L. Totals	.116	17	43	7	5	1	0	2	6	13	8	0	1	0
M.L. Totals	.220	711	1888	205	415	66	7	62	219	230	319	1	5	12

\* Contract selected for \$25,000 in major league draft from Seattle roster (Angels) on 11/28/67 ... sent to Chicago Cubs on 8/18/72 in straight waiver deal for outfielder Tommy Davis ... reacquired from Cubs on 10/30/72 in exchange for catcher Francisco Estrada.

† Traded to New York on 6/15/76 along with pitchers Ken Holtzman, Doyle Alexander, Grant Jackson, and Jimmy Freeman (assigned from Rochester to Syracuse) in deal for pitchers Tippy Martinez, Rudy May, Dave Pagan, and Scott McGregor (assigned from Syracuse to Rochester) and catcher Rick Dempsey.

‡ Agreed to terms with Baltimore as free agent in Nov. '77.

**League Championship Series Record**

YEAR CLUB, OPP.	AVG.	G	AB	R	H	2B	3B	HR	RBI	BB	SO	SB	CS	HP
1969 Baltimore	.250	3	8	2	2	2	0	0	3	1	2	0	0	0
1970 Baltimore	.400	1	5	2	2	0	0	0	0	0	1	0	0	0
1971 Baltimore	.500	2	4	1	2	0	0	0	1	2	1	1	0	0
1974 Baltimore	.167	3	6	1	1	0	0	0	0	0	1	3	0	0
1976 New York	1.000	1	1	0	1	0	0	0	0	0	0	0	0	0
Totals	.333	10	24	6	8	2	0	1	5	3	7	0	0	0

**World Series Record**

YEAR, CLUB, OPP.	AVG.	G	AB	R	H	2B	3B	HR	RBI	BB	SO	SB	CS	HP
1969 Baltimore	.100	3	10	1	1	0	0	0	0	1	0	0	0	0
1970 Baltimore	.364	3	11	1	4	1	0	1	4	1	2	0	0	0
1971 Baltimore	.263	6	19	3	5	1	0	0	1	3	3	0	0	1
1976 New York	.000	2	2	0	0	0	0	0	0	0	0	0	0	0
Totals	.238	14	42	5	10	2	0	1	5	5	5	0	0	1

**Major League Career:** When he first joined the O's in '68, Ellie had spent 9 seasons in the minors ... During the 16 years that have elapsed since then, he has been with Baltimore for nearly 14½.

He played for the Cubs during the last 6 weeks of '72 (Tommy Davis deal) before returning to the O's that winter, then logged 1½ years in the Yankees organization from June '76 thru the '77 season, before rejoining the Birds.



## ELLIE HENDRICKS (Cont.)

**Coach:** Ellie was appointed bullpen coach in Nov. '77 ... He also served as a player-coach for parts of the '78 and '79 seasons ... He has also supervised off-season workouts the last 5 winters for players living in the Baltimore area.

He was the American League's batting practice catcher and bullpen coach for the 1982 all-star game in Montreal.

**'79 Season:** He coached exclusively all year until Sep. 1 when the roster expanded to 40 men ... He made only one appearance, in a game at Detroit on Sep. 19, and went 0-for-1 with a throwing error from behind the plate ... He was not eligible for post-season play.

**'78 Season:** He started the season as a coach, but was activated six weeks later (on May 18) replacing **Gary Roenicke** who was optioned to Rochester. Ellie remained on the player list for the remainder of the year while also continuing as a coach.

**Last Home Run:** Ellie hit his last big league home run on Aug. 23, a blast off Oakland's **Dave Heaverlo**.

**'78 Batting/ERA Leader:** In 13 games Ellie batted .333 (6-for-18), and in his one career pitching stint he compiled a 0.00 era, thus leading the club in both categories (actually he tied **Dave Ford** in era ... Ford pitched 15 scoreless innings in Sep.).

His pitching career took place in Toronto on June 26 where the O's were absorbing a 24-10 pasting by the Blue Jays ... Ellie worked 2.1 innings, allowing no runs, one hit and one walk while putting an end to the carnage that had been inflicted on four predecessors (**Mike Flanagan**, **Joe Kerrigan**, **Tippy Martinez** and **Larry Harlow**) ... **Don Stanhouse** then pitched the final inning and, inspired by Ellie's effort, he, too, held the Jays scoreless.

**Yankees, '76-'77:** In '76 Ellie played in 26 games for the Yankees after the June 15 trade from Baltimore and batted .210 (12-for-57).

Ellie spent '77 shuttling between New York and Syracuse. He played in only 10 games for the Yankees and was not eligible for post-season play.

**Orioles ('68-'76):** Ellie had been with the O's for nearly 9 full years when he was traded to the Cubs for **Tommy Davis** in Aug. '72 ... However, when the season ended, he was reacquired by Baltimore.

**100 Games/Year:** Ellie played in more than 100 games in each of the O's 3 pennant-winning seasons of '69-'70-'71 ... He and **Andy Etchebarren** more or less split the regular catching job from '68 thru '71.

**Weaver/Lane:** **Earl Weaver** and **Frank Lane** were instrumental in convincing the O's to draft him from the Angels' AAA Seattle affiliate in Nov. '67 ... Ellie had played for Weaver in Puerto Rico previously and Lane had scouted him in Mexico.

**Odds and Ends:** Ellie hit 2 grand slams for the Birds, both in Memorial Stadium: July 20, '70 off Chicago's **Barry Moore**, and Aug. 18, '75 off the Twins **Dave Goltz** ... He nearly always caught when **Mike Cuellar** was pitching ... He led the O's in batting on the '71 Japan tour with a .400 average (16-for-40).

**ALCS/WS:** He compiled a .273 average (18-for-66) in 23 post-season games for the O's and Yankees (comprising five championship and four world series).

**'70 WS:** Ellie hit .364 (4-for-11) against the Reds with a home run and double and contributed significantly to the O's wins at Cincinnati in games 1 and 2.

In the opener, the Reds jumped out 3-0, but Ellie tied it in the 5th with a home run off **Gary Nolan** and the O's went on to win on Brooks' homer in the 7th ... There was a play in the Cincinnati 6th in which Ellie was involved and that was as important as the home run ... See "Carbo-Burkhart Incident" below.

**"Carbo-Burkhart" Incident:** One inning after Ellie had tied the game with his home run, the Reds had **Bernie Carbo** on 3rd, representing the lead run, and only one out (Brooks had retired Lee May leading off the inning on a sensational play).

Pinch-hitter **Ty Cline** then chopped a high bouncer in front of the plate ... As Ellie went out and grabbed it, Carbo headed home. Ellie dove and tagged Carbo a few feet up the line and Umpire **Ken Burkhart**, who had been spun around by the runners as they converged so that his back was to the play, called Carbo out.

Films later revealed that Ellie had tagged Carbo with one hand while holding the ball in the other, and that Carbo had missed the plate.

**Puerto Rico:** Ellie played for Santurce in the Puerto Rico Winter League each year from '60-'77, except in '71 when the O's went to Japan ... His 112 homers in that loop rank him second on the all-time list to former St. Louis Browns outfielder **Willard Brown** (120).

**Minors:** He enjoyed his best minor league seasons in Jalisco in the Mexican League (AAA) where he hit 109 homers in 4 years and was known as the "Babe Ruth of Mexico" ... In his last season there ('67), he led the league in homers (41) and was second in rbi (112).

He started his career in the Milwaukee Braves' organization ('59-'60), then spent 2 years at Winnipeg in the Cardinals system ('62-'63) before going to Mexico.

**Personal:** Ellie is one of the most popular personalities ever to wear an Orioles uniform ... He is an accomplished after-dinner speaker and is very active in community projects in the Baltimore area ... Speaks fluent Spanish ... Plays the flute.

Ellie was selected as the first "man of the year" by the Baltimore chapter of the National Conference of Christians and Jews in Feb. '83 in recognition of his outstanding service to the community.

He has operated a two-week baseball camp for youngsters the past 3 summers.

He and his wife, **Merle**, were married Jan. 14, '70 and are the parents of two sons: **Ryan** (8/3/72) and **Ian Christopher** (11/28/76). They have lived in the Randallstown area, near Baltimore, since the early '70's.

Ellie has 4 children by a previous marriage: **Abegail** (7/13/62), **Elrod, Jr.**, (4/7/64), **Elroy** (10/17/65), and **Berecia** (8/25/67).


## RAYMOND (RAY) ROGER MILLER

Born: Apr. 30, '45; 6'3"; 215; Batted, R; Threw, R; Position: P.

**Birthplace/Residence:** Born in Takoma Park, Md. ... Grew up in near-by Forestville, MD (Prince Georges County) ... Now lives in New Athens, Ohio.

**Tenure:** Has been in Baltimore organization since '71 ... In his 22nd season in organized baseball ('64 thru '84).

**Signed Originally with:** San Francisco.



YEAR CLUB	W-L	ERA	G	GS	CG	SHO	SV	IP	H	R	ER	BB	SO
1964 Lexington	9-11	1.87	36	18	7	5	..	159	97	64	33	109	195
1965 Salinas	0-1	6.00	3	1	0	0	..	6	3	4	4	8	5
DeBuque	7-9	3.76	30	15	7	1	..	122	97	66	51	78	147
1966 Pawtucket	0-0	9.00	1	0	0	0	..	2	3	2	2	1	2
Reno	5-7	6.39	24	11	3	0	..	93	87	75	66	55	94
1967 Reno	1-3	4.95	34	1	0	0	..	60	50	40	33	41	49
1968 Reno	16-8	3.22	29	25	16	3	..	193	170	86	69	81	206
1969 Portland	5-11	3.38	45	7	2	0	5	112	107	51	42	56	73
1970 Portland	6-6	3.67	56	1	0	0	0	11	12	3	3	5	10
1971 Wichita	0-1	2.45	8	0	0	0	0	11	57	49	26	20	28
Rochester	3-2	3.16	44	0	0	0	11	57	49	26	20	28	48
1972 Rochester	7-5	3.21	47	0	0	0	7	73	66	31	26	38	61
1973 Rochester	1-1	1.38	14	0	0	0	1	26	13	8	4	15	15
Pro. Totals	60-65	3.53	371	79	35	9	31	1003	848	505	393	561	992

**Coaching:** Ray was named the Orioles' pitching coach in Jan. '78 and in his 6 years in Baltimore, the Birds have produced 5 different 20-game winners (**Palmer**-'78, **Flanagan**-'79, **Stone & McGregor**-'80, and **Boddicker**-'84) and 2 Cy Young Award recipients (**Flanagan**-'79, **Stone**-'80).

After 4 years as O's minor league pitching instructor, was appointed major league pitching coach at Texas following the '77 season ... However, rejoined the Orioles in that capacity on Jan. 23, '78, when **George Bamberger** left Baltimore to manage Milwaukee.

Is only the 3rd pitching coach in Baltimore history following **Harry Brecheen** ('54-'67) and **Bamberger** ('68-'77).

**Managing Winter Ball:** Ray has managed in the Puerto Rican Winter League for 3 of the past 4 years. This year, he guided Santurce to a 3rd place finish, then lost to Ponce, 4 games to 3, in the playoff semifinals.

## RAY MILLER (Cont.)

Previously, he managed at Caguas from 1980-82 and enjoyed much success . . . In his 1st year, '80-'81, Caguas finished 4th in the regular season but defeated Bayamon and Mayaguez in the playoffs to win the championship . . . In '81-'82, the Criollos had the best overall record during the regular season (37-23) but were eliminated by Bayamon in the 1st round of the playoffs.

**Minor League Pitching Instructor:** First joined the O's organization as a relief pitcher at Rochester in '71 . . . Became pitcher-coach for Wings under manager **Joe Altobelli** 2 years later . . . Named minor league pitching instructor in '74 and helped develop a number of future major leaguers including **Mike Flanagan**, **Wayne Garland**, **Dennis Martinez**, **Scott McGregor**, **Mike Parrott**, **Randy Miller**, **Dyar Miller**, **Paul Mitchell**, **Dave Ford**, **John Flinn**, and **Sammy Stewart**.

**Playing Career:** Never pitched in the majors but spent the last 5 years of his pitching career at the AAA level . . . Was 11-8 with 18 saves in 105 games with Rochester from '71-'73.

Pitched professionally for 10 years, starting in '64 after signing with San Francisco . . . Allowed only 848 hits in 1003 career innings and until last part of the '73 season had averaged a strikeout per inning (finished with 992 k's) . . . Was drafted by Cleveland after the '64 season and remained with the Indians' organization until joining Rochester in '71 . . . Pitched a no-hitter in '64 in the Western Carolinas League.

**Personal:** Nicknamed "Rabbit" . . . Played baseball, soccer, and basketball at Suitland, Md. High School (graduated '63) . . . Was all-Maryland in baseball in senior year . . . Served in the U.S. Army (1st Armored Division).

He and his wife, the former **Judith Ann Graham**, were married in '65 . . . The Millers have a son, **Raymond "Scott"** (7/6/66).

## CALVIN (CAL) EDWIN RIPKEN

Born: Dec. 17, '35; 5'11"; 170; Batted, R; Threw, R; Position: C.

**Birthplace/Residence:** Born, grew up, and still lives in Aberdeen, Md.

**Tenure:** This is his 29th season in professional baseball (all with Baltimore organization).

**Signed Originally with:** Baltimore.



Year Club	Pct.	G	AB	R	H	2B	3B	HR	RBI
1957 Phoenix	.274	112	398	68	109	15	6	7	60
1958 Wilson	.216	118	393	40	85	20	2	4	33
1959 Pensacola	.292	61	219	36	64	14	3	2	35
Amarillo	.203	30	69	6	14	2	0	0	3
1960 Fox Cities	.281	107	356	59	100	20	4	9	74
1961 Little Rock	.185	32	81	6	15	2	1	1	8
Leesburg	.236	52	127	20	30	3	0	1	13
Rochester	.083	11	24	2	2	0	0	0	1
1962 Appleton	.273	58	143	25	39	9	0	4	36
1963 Aberdeen									
1964 Aberdeen	.000	2	1	0	0	0	0	0	0
			(Did Not Play)						
Pro Totals	.253	583	1811	262	458	85	16	28	269

**Coach:** Cal joined the Orioles' coaching staff in '76, replacing **George Staller**, who had retired after the '75 season . . . Served as the O's bullpen coach until June 27, '77, when he took over at 3rd base following **Billy Hunter's** appointment as manager of the Texas Rangers.

**Father and Son:** Cal's son, Cal, Jr. joined the Orioles in '81, giving the Birds one of the few father-son combinations on the same team in major league history. Among the others are **Connie** (manager) and **Earle** (player) **Mack** of the Philadelphia A's (1910-11, 1914), **Jim** (coach) and **Mike** (player) **Hegan** of the New York Yankees (1964, '66-'67, '73) and **Yogi** (mgr.) and **Dale** (player) **Berra** also of the Yankees. For biography on Cal, Jr., see page 162.

In addition, Cal's youngest son, **Billy** was selected by Baltimore in the June '82 free agent draft (11th round, regular phase). Billy, an 18-year-old shortstop, played at Bluefield (Appalachian League) in '82 & '83 and at Hagerstown last year.

**Scout:** In '75, he turned to scouting, primarily at the professional level . . . In addition, did some free agent scouting and also served as a "trouble shooter" in the farm system.

**Managing:** Cal managed in the Orioles' farm system from '61 thru '74, a span of 13 plus seasons that is the longest tenure of any minor league skipper in O's history. **Earl Weaver** and **Joe Altobelli** are tied for 2nd with 11 years each . . . During that period, Cal managed at all levels except "rookie" league.

As a player-manager had a losing record in 2 seasons, then retired from active status following the '62 campaign . . . In 12 years as a non-playing skipper finished below .500 only once.

Won the 1st of 2 pennants at Aberdeen (Northern League) by 12 games with a club that included **Jim Palmer**, **Andy Etchebarren**, **Eddie Watt**, and **Mark Belanger** . . . Was chosen "manager of the year" in that loop . . . Finished 1st again in '72 at Asheville in the AA Southern League.

Was the Rochester manager in '69 and '70 (preceding **Joe Altobelli**), then moved to Dallas-Ft. Worth (AA-Texas) in '71 . . . Last 3 seasons as a manager were at Asheville, '72 thru '74.

Earlier had managed clubs in Leesburg, Fla. (his 1st managerial assignment in '61); Appleton, Wis. ('62); Aberdeen, S.D. ('63, '64, '66); Kennewick-Richland-Pasco, Wash. (Tri-City) ('65); Miami, Fla. ('67); and Elmira, N.Y. ('68).

**Playing Career:** Was a catcher in the O's organization although also played 3rd base and the outfield and even pitched . . . Enjoyed best year under **Earl Weaver** at Fox Cities (I.I.I. League) in '60 . . . Became a player-manager for 1st time midway thru the '61 season.

**Personal:** Conducts a number of clinics and works for the O's speaker's bureau during the off-season . . . His brother, **Bill**, played the outfield in the Brooklyn Dodgers' organization.

Cal and his wife, **Vi**, were married on Nov. 30, '57 . . . They have 4 children: **Ellen Leigh** (3/22/59), **Calvin, Jr.** (8/24/60), **Fred** (11/25/61), and **Billy** (12/16/64).

## FRANK ROBINSON

Born: Aug. 31, '35; 6'1"; 195; Batted, R; Threw, R; Position: OF

**Birthplace/Residence:** Born in Beaumont, Texas, but grew up in Oakland, Cal. . . . Now lives in Bel Air, Cal. (near Los Angeles).

**Tenure:** Beginning his 33rd year in professional baseball including 26½ years in majors as player, manager, and coach.

**Originally Signed with:** Cincinnati.



**Frank** begins his 3rd tour of duty with the Orioles, his 2nd as a coach . . . This will be his 10th season in an O's uniform.

**Hall of Fame:** He was elected to the Hall of Fame at Cooperstown in '82 along with **Hank Aaron** after being named on 89% of the ballots cast (370-415). That was the 1st of 4 straight years during which a former Oriole has been elected to the Hall. **Frank** is one of only 15 to have been elected to the Hall in his 1st year of eligibility (that list includes former teammate **Brooks Robinson** and **Lou Brock** who was chosen in Jan. '85).

**Frank** was the 2nd of 6 ex-O's to be so honored (date of election in paren): **Robin Roberts** ('76), **Brooks Robinson** ('83), **George Kell** ('83), **Luis Aparicio** ('84) and **Hoyt Wilhelm** ('85). In his official portrait at Cooperstown, he is wearing a Baltimore uniform.

### Record as Manager

Year	Club	Won	Lost	Finish
1975	Cleveland	79	88	4th
1976	Cleveland	81	78	4th
1977	Cleveland	26	31	5th
1981	San Francisco	56	55	4th
1982	San Francisco	87	75	3rd
1983	San Francisco	79	83	5th
1984	San Francisco	42	64	6th
Totals		450	466	.491

**FRANK ROBINSON (Cont.)**

YEAR CLUB	AVG.	G	AB	R	H	2B	3B	HR	RBI	BB	SO	SB	CS	HP
1953 Ogden	.348	72	270	70	94	20	6	17	83	53	69	3	10	
1954 Tulsa	.267	8	30	4	8	0	0	0	1					
Columbia	.336	132	491	112	165	32	9	25	110	88	65	6	5	
1955 Columbia	.263	80	243	50	64	15	7	12	52	41	44	3	6	
1956 Cincinnati	.290	152	572	122	166	27	6	38	83	64	95	8	4	20
1957 Cincinnati	.322	150	611	97	197	29	5	29	75	44	92	10	2	12
1958 Cincinnati	.269	148	554	90	149	25	6	31	83	62	80	10	1	7
1959 Cincinnati	.311	146	540	106	168	31	4	36	125	69	93	18	8	8
1960 Cincinnati	.297	139	464	86	138	33	6	31	83	82	67	13	6	9
1961 Cincinnati	.323	153	545	117	176	32	7	37	124	71	64	22	3	10
1962 Cincinnati	.342	162	609	134	208	51	2	39	136	76	62	18	9	11
1963 Cincinnati	.259	140	482	79	125	19	3	21	91	81	69	26	10	14
1964 Cincinnati	.306	156	568	103	174	38	6	29	96	79	67	23	5	9
1965 Cincinnati*	.296	156	582	109	172	33	5	33	113	70	100	13	9	18
1966 Baltimore	.316	155	576	122	182	34	2	49	122	87	90	8	5	10
1967 Baltimore	.311	129	479	83	149	23	7	30	94	71	84	2	3	7
1968 Baltimore	.268	130	421	69	113	27	1	15	52	73	84	11	2	12
1969 Baltimore	.308	148	539	111	166	19	5	32	100	88	62	9	3	13
1970 Baltimore	.306	132	471	88	144	24	1	25	78	69	70	1	1	7
1971 Baltimore**	.281	133	455	82	128	16	2	28	99	72	62	3	0	8
1972 Los Angeles	.251	103	342	41	86	6	1	19	59	55	76	2	3	2
1973 California	.266	147	534	85	142	29	0	30	97	82	93	1	1	10
1974 Cal.-Cle.	.245	144	477	81	117	27	3	22	68	85	95	5	2	10
1975 Cleveland	.237	49	118	19	28	5	0	9	24	29	15	0	0	0
1976 Cleveland	.224	36	67	5	15	0	0	3	10	11	12	0	0	0
A. L. Totals	.286	1203	4137	745	1184	204	21	243	744	667	667	40	19	78
N. L. Totals	.300	1605	5869	1084	1759	324	51	343	1068	753	865	163	58	120
M. L. Totals	.294	10006	2943	528	72	586	1812	1420	1532	203	77			198
		2808	1829											

\*Acquired from Cincinnati on 12/9/65 in deal for pitchers Milt Pappas and Jack Baldschun and outfielder Dick Simpson.

\*\*Assigned to Los Angeles Dodgers on 12/2/71 with pitcher Pete Richert in deal for pitchers Doyle Alexander and Bob O'Brien, catcher Sergio Robles and first baseman-outfielder Royle Stillman.

**Championship Series Record**

YEAR CLUB	AVG.	G	AB	R	H	2B	3B	HR	RBI	BB	SO	SB	CS	HP
1969 Baltimore	.333	3	12	1	4	2	0	1	2	3	3	0	0	0
1970 Baltimore	.200	3	10	3	2	0	0	1	2	5	2	0	0	0
1971 Baltimore	.083	3	12	2	1	1	0	0	1	1	4	0	0	0
Totals	.206	9	34	6	7	3	0	2	5	9	9	0	0	0

**World Series Record**

YEAR CLUB	AVG.	G	AB	R	H	2B	3B	HR	RBI	BB	SO	SB	CS	HP
1961 Cincinnati	.200	5	15	3	3	2	0	1	4	5	3	0	0	1
1966 Baltimore	.286	4	14	4	4	0	1	2	3	2	3	0	0	0
1969 Baltimore	.188	5	16	2	3	0	0	1	1	4	3	0	0	0
1970 Baltimore	.273	5	22	5	6	0	0	2	4	0	5	0	0	0
1971 Baltimore	.280	7	25	5	7	0	0	2	2	1	8	0	0	1
Totals	.250	26	92	19	23	2	1	8	14	12	22	0	0	2

**MANAGING/COACHING**

He has managed the Cleveland Indians ('75-'77), Rochester Red Wings ('78) and San Francisco Giants ('81-'84), as well as the Santurce Crabbers in the Puerto Rican League for 8 winters and the Culiacan club in the Mexican Pacific Winter League ('77-'78).

Made a dramatic debut as playing manager on Apr. 8, '75, before some 55,000 opening day fans at Cleveland Stadium. In his 1st at bat of that 1st game (he was dh, batting 2nd), Frank homered off Doc Medich (Boog Powell later homered in the same half-inning).

The Indians went on to win, 5-3, and that effort was voted "most memorable moment" in Tribe history by fans during baseball's observance of the U.S. Bicentennial celebration.

In that 1st year, the Indians fell 15 games below .500 by late June, but rallied and wound up 4th, just one game under . . . The next year, '76, they were 3 over. However, after a slow start in '77, Frank was released and succeeded by Jeff Torborg.

Frank became a big league coach for the 1st time after the Indians let him go as manager in '77. He joined Dave Garcia who had been his 3rd base coach at Cleveland ('75-'76) and was then managing the Angels.

He returned to Baltimore and coached for the O's for part of '78 and all of '79 and '80. During that period, he was responsible for vastly improving the quality of the O's outfield defense, and in '80 replaced Jim Frey (who left to manage the K.C. Royals) as the O's batting & 1st base coach.

Last season after being released by the Giants, he served the Milwaukee Brewers as batting coach.

**San Francisco Giants:** Was named manager Jan. 14, '81, replacing Dave Bristol (who had in turn replaced Joe Altobelli), and led the club to its first winning season since Altobelli did it in '78, and the first back-to-back winning seasons in a decade ('81 & '82) . . . After finishing 3rd in '82, the Giants dipped below .500 in '83 and '84 and on Aug. 4 last year Frank was dismissed in favor of Danny Ozark who was named interim skipper.

During his tenure with the Giants, two former O's served on his coaching staff—Don Buford and Herm Starrette.

**Rochester '78:** Started the season as an O's coach, but after the late Ken Boyer was named manager of the St. Louis Cardinals (Apr. 28), Frank replaced him (May 9) at the Red Wings' helm.

He was 58-64 at Rochester which finished 6th. Doc Edwards was hired to manage the Wings in '79, and Frank returned to the O's as a coach, helping the O's to an A.L. pennant.

**Cleveland '75-'76-'77:** Joined Indians as player on Sep. 12, '74 from California in trade that ultimately sent Rusty Torres and Ken Suarez to the Angels . . . Then, 3 weeks later, on Oct. 4, the day after that season ended, he was named the first black major league manager in baseball history, replacing Ken Aspromonte.

**PLAYING CAREER**

**Major League Leader:** He played for 21 seasons in the majors and is among the top ranking players of all time in 10 categories.

His 586 home runs represent the fourth highest figure in major league history behind Hank Aaron (755), Babe Ruth (714), Willie Mays (660) . . . Harmon Killebrew (572) and Mickey Mantle (536) are fifth and sixth respectively.

In addition, Frank ranks high in the following: games-2,808 (9th), at bats-10,006 (11th) . . . runs-1,829 (9th) . . . hits-2,943 (18th) . . . doubles-528 (17th) . . . rbi-1,812 (9th) . . . total bases-5,373 (6th) . . . walks-1,420 (13th) and hit by pitch-198 (2nd) . . . The only player to have been hit with more baseballs is Ron Hunt (243), former National League infielder.

**"MVP," Both Leagues:** He is the only player ever to win BBWAA "mvp" award in both major leagues . . . He won the N.L. award in '61 and the A.L. in '66 . . . In addition, he was "mvp" in the '66 World Series and '71 All Star Game.

**Triple Crown:** Is one of only 11 players to have won the "triple crown" (accomplished 13 times, two each by Ted Williams and Rogers Hornsby) . . . Frank did it in '66 with the O's. He, Mantle ('56), and Carl Yastrzemski ('67) are the only triple crown winners in the past 31 years (since Williams' second in '47).

**HOME RUNS**

He hit 343 in the N.L. and 243 in the A.L. . . . 388 were hit off right-handers and 198 off lefthanders.

**Vs. N.L. Opponents:** Astros (Colts)-11 . . . Braves-54 . . . Cardinals-46 . . . Cubs-54 . . . Dodgers-42 . . . Expos-0 . . . Giants-49 . . . Mets-12 . . . Padres-1 . . . Phillies-38 . . . Pirates-34 . . . Reds-2.

**Vs. A.L. Opponents:** Angels-14 . . . A's-20 . . . Brewers (Pilots)-14 . . . Indians-25 . . . Orioles-6 . . . Rangers (Senators)-31 . . . Red Sox-37 . . . Royals-15 . . . Tigers-28 . . . Twins-22 . . . White Sox-17 . . . Yankees-14.

**33 Parks:** Frank holds the major league record for hitting home runs in most ballparks (33), including both regular season and world series play . . . Hank Aaron is second at 32.

Among those, Crosley Field in Cincinnati (176) and Memorial Stadium in Baltimore (103) rank one-two in frequency . . . There were four stadia in which he played but did not hit a home run: Houston's Astrodome, Montreal's Expos Stadium, Sicks' Stadium in Seattle ('69 only) and Busch Stadium in St. Louis.

In regular season play Frank homered in 32 parks . . . His 33rd was Pittsburgh's Three Rivers in the '71 World Series . . . Aaron homered in 31 parks in regular season but added Yankee Stadium in the '57 World Series.

**Grand Slams:** Hit a total of seven slams, five of them in the N.L. . . . His only two bases loaded homers in the A.L. were hit in successive innings on Aug. 20, '70 at R.F.K. Stadium in Washington off the Senators' Joe Coleman and Joe Grzenda . . . Frank, Jim Gentile, and Jim Northrup are the only ones ever to hit slams in successive plate appearances, though a total of seven have hit two in one game.

**FRANK ROBINSON (Cont.)**

**2 or More/Game:** Hit two or more homers in a game 54 times (ranks 5th in major league history) . . . Hit three in a game for Reds at Crosley Field vs. St. Louis on Aug. 22, '59 . . . Had 16 two-homer games for O's.

**HR Odds and Ends:** Hit his first at Wrigley Field off the Cubs' Paul Minner on Apr. 28, '56 and his last at Anaheim Stadium on July 6, '76 off the Angels' Sid Monge . . . Hit most off N.L. righthander Larry Jackson (10) . . . Hit the first homer and scored the first run in ALCS history, in game one '69 at Baltimore off the Twin's Jim Perry.

**HRs—Orioles:** Hit his 500th major league homer in Baltimore in the second game of a two-night doubleheader against the Tigers' left-hander Fred Scherman Sep. 13, '71. At the time, he ranked 11th on the all-time list just behind Harmon Killebrew who had reached that milestone earlier that year . . . After leaving Baltimore, Frank jumped past Killebrew, Mel Ott, Ernie Banks, Eddie Mathews, Ted Williams, Jimmy Foxx and Mickey Mantle.

Frank became the first (and only) player ever to hit a ball completely out of Memorial Stadium on May 8, '66 (second game) when he blasted a Luls Tiant (Cleveland) offering over the left field stands into the parking lot beyond . . . The drive measured 451' on the fly and rolled to a stop 540' away from the plate (the longest measured hr in Memorial Stadium history was hit by Killebrew 471' on the fly to center off Miit Pappas on May 24, '65).

He set a major league record by hitting ten home runs in the month of April, '69, but that mark has since been pushed to 11 by Willie Stargel, Mike Schmidt and Graig Nettles.

Set a club record with 49 homers in '66 . . . Also set marks that year for most homers by an Oriole against one opponent (11 vs. Det.) and most home runs, Memorial Stadium (27).

**Last Game as a Player:** Frank played in his last game on Sep. 18, '76 at Cleveland vs. Baltimore. He put himself in as pinch-hitter for Frank Duffy in the eighth inning and singled in a run off Rudy May.

**All-Star Games:** Appeared in 11 all-star games as a player (six with Cincinnati, four with Baltimore and one with California) and served as a coach in '76 while managing for Cleveland . . . Was "mvp" in '71 game at Detroit . . . Hit a two-run homer off Dock Ellis to put A.L. ahead to stay in third inning (Reggie Jackson hit another with one on off Ellis in same inning) . . .

Hit .250 (6-for-24) in all-star play with two home runs . . . Went 3-for-3 for the N.L. in '59 (at L.A. Coliseum) and homered off Early Wynn.

**World Series:** Hit two key homers in '66 vs. Dodgers, both off Don Drysdale, to win Sport Magazine sports car . . . Hit his first in the opening inning of game one in Dodger Stadium with Russ Snyder aboard (Brooks followed immediately with another and the O's led 3-0 before the Dodgers batted) . . . O's won the game 5-2 . . . In game four his fourth inning solo provided the only run as the O's completed their sweep behind Dave McNally, 1-0.

In '71, game six vs. Pittsburgh in Baltimore, Frank's base running in the 10th inning allowed the O's to tie the series at three games apiece . . . He drew a one out walk, and despite ailing legs and sore Achilles tendon, went from first to third on Merv Rettenmund's single up the middle just evading Richie Hebner's tag with a head first slide . . . Then, he scored on Brooks' short sac fly to Vic Davalillo in center.

**Cincinnati:** Spent ten full years with the Reds after three seasons in their farm system. Was N.L. "rookie of the year" in '56 . . . Tied league record for homers by a rookie (38, set by Wally Berger of the Braves), and set a rookie mark by being hit by pitched balls 20 times.

Won gold glove in '58 . . . Led the N.L. three straight years in slugging percentage ('60-'61-'62) . . . Set personal career highs in '62 in average (.342), hits (208), doubles (51) and rbi (136) . . . Set N.L. record by leading in hit by pitcher for six straight years ('60 thru '65).

**Baltimore:** O's won four A.L. pennants and two world championships during his six years in Baltimore.

Won triple crown, and "mvp" awards in A.L. and world series in '66 . . . In addition to leading the league in average (.316), home runs (49) and

rbi (122), he also paced the loop in total bases (367), runs (122) and slugging percentage (.637).

Was batting .337 in late June '67 when he sustained serious injury in a second base collision with the White Sox' Al Wells . . . Missed a month and suffered from double vision for a year and a half afterward . . . Though he wound up with a .311 average that year, he slipped to .268 (with 15 homers and 52 rbi) in '68 while still recovering from that injury, compounded by an attack of the mumps and a muscle tear in his right shoulder.

He returned to form the following spring and helped lead the O's to three straight pennants in '69, '70 and '71.

Following his trade to the Dodgers in Dec. '71, Frank's uniform #20 was retired. He was the first Oriole player to be so honored . . . In '77 he and Brooks became the first players to be inducted into the new Orioles Hall of Fame, originated by the Oriole Advocates in cooperation with the ballclub. Dave McNally has since joined them.

**Dodgers-Angels:** After one year ('72) with the Dodgers, Frank was traded to the Angels with infielders Billy Grabarkewitz and Bobby Valentine, and pitchers Bill Singer and Mike Strahler in deal for infielder Ken McMullen and pitcher Andy Messersmith (Dec. 2, '71).

**Personal:** One of 11 children . . . Graduated from McClymonds High School (Oakland) . . . Was basketball teammate of Bill Russell and played baseball there with Vada Pinson, Willie Tasby and Charlie Beamon . . . Hobbies: movies and music . . . Attended Xavier University in Cincinnati.

Frank and his wife, the former Barbara Anne Cole, were married Oct. 28, '61 . . . They have two children: Frank Kevin (9/8/62) and Nichelle (8/24/65) . . . Barbara is a real estate agent in the Bel Air area.


**JAMES (JIMMY) B. WILLIAMS**

Born: May 15, '26; 5'10"; 180; Batted, R; Threw, R; Position: OF.

**Birthplace/Residence:** Born, and raised in Toronto, Ontario, but has lived in Pueblo, Colorado, for many years.

**Tenure:** This is his 39th season in professional baseball and his 8th with the Baltimore organization.

**Signed Originally with:** Brooklyn (Los Angeles) Dodgers.



YEAR CLUB	PCT.	G	AB	R	H	2B	3B	HR	RBI	SB	BB	SO	
1947 Kingston	.338	20	74	23	25	2	4	1	11	5	7	5	
Sheboygan	.385	86	325	84	125	25	10	9	105	18	71	43	
Three Rivers	.289	11	45	8	13	0	1	2	5	1	3	7	
1948 Danville	.251	120	443	65	111	21	16	5	73	12	76	78	
1949 Pueblo	.288	136	565	126	163	23	18	11	81	42	60	92	
1950 Mobile	.249	127	414	52	103	13	8	3	38	13	29	56	
1951 Mobile	.266	72	218	39	58	12	1	3	15	6	26	23	
Elmira	.258	45	128	23	33	5	2	1	14	6	9	12	
1952 Mobile	.255	124	314	46	80	16	6	2	42	11	26	17	
1953 Mobile	.250	2	4	1	0	0	0	0	0	0	0	0	
Elmira	.312	140	509	61	159	21	5	6	64	18	53	30	
1954 Mobile	.295	148	505	73	149	22	4	8	61	13	50	43	
1955 Montreal	.329	149	519	93	171	33	8	13	63	21	48	61	
1956 Montreal	.298	146	550	96	164	27	9	8	55	12	60	44	
1957 Montreal	.263	136	441	62	116	18	4	4	37	5	38	40	
1958 Spokane	.302	142	493	59	149	21	3	12	64	5	47	44	
1959 St. Paul	.194	47	144	12	28	4	0	0	12	2	14	17	
Victoria	.312	78	266	46	83	9	2	8	46	5	44	24	
1960 Atlanta	.267	142	524	100	140	37	0	17	81	1	75	55	
1961 Atlanta	.278	105	322	52	98	22	2	9	66	0	55	34	
1962 Omaha	.281	47	96	19	27	2	1	3	20	1	13	14	
1963 Santa Barbara	.328	31	64	9	21	5	0	1	11	0	5	7	
1964 Grand Forks	.000	6	4	0	0	0	0	0	0	0	1	1	
Pro. Totals		.290	2060	6967	1148	2017	338	104	126	964	197	810	747

**Coach:** Jimmy was appointed to the coaching staff in January '81 to replace Frank Robinson, who resigned to become manager of the San Francisco Giants. He serves as 1st base coach and works with the outfielders and baserunners.

**Baltimore Organization:** Jimmy became a manager in the O's ball system in '78 and guided clubs to the playoffs in each of his three

**JIMMY WILLIAMS (Cont.)**

seasons, including a pair of league championships.

In '80 he led the O's class AA team at Charlotte to the Southern League crown ... The O's won the Eastern Division first half title but slipped to fourth in the second half before rebounding in the playoffs to beat Savannah, three games to none, and Memphis, three games to one, for the title ... In '79 Charlotte also won the first half title but was eliminated by Columbus, Ga. in the first round of the playoffs.

The previous year, his first with the Orioles, Jimmy directed class A Miami of the Florida State League to the second half title, knocked off Ft. Myers in a one-game divisional playoff, then erased the Lakeland Tigers in a best of three final to win the pennant.

**Managing/Coaching Background:** Jimmy has logged 17 years as a minor league manager in the farm systems of the Dodgers ('63, '64, '76-'77), A's ('65 thru '69), Astros ('70 thru '74) and Orioles and owns over 1100 wins ... He also spent the '75 season as the third base coach for the Houston Astros on the major league level.

His first of four pennants came in the Florida State League when he managed for the A's at Leesburg in '66 ... That year his club was 50-14 in the first half, fell to fifth in the second half, but came back to beat St. Petersburg in the FSL playoffs ... That club led organized baseball with 232 stolen bases in 132 games, a FSL record that still stands, while **Allen Lewis**, who went on to become **Charlie Finley's** "designated runner" stole 116, also a league mark ... Jimmy also managed at Leesburg in '67 and put in another FSL campaign with the Astros at Cocoa in '72.

Jimmy joined the Houston organization in '70 and won a pennant at Columbus in the Southern League (he also managed at Columbus in '74) ... He has managed at every level but "rookie" including four years at AAA: '69 (Des Moines), '71 (Oklahoma City), '73 (Denver), all in the American Association, and '77 (Albuquerque) of the Pacific Coast League.

He has also managed in: Santa Barbara ('63, California), Grand Forks ('64, Northern), Shelby ('65, Western Carolinas), Newport News ('68, Carolina), and Lodi ('76, California) ... Served as a player-coach at Omaha (American Association) in '62.

**Playing Career:** He played for 18 years ('47 thru '64) as an outfielder in the Dodger's system including occasional appearances in his first two years as a manager ... He was outstanding in his first professional season in '47, earning "rookie of the year" honors in the Wisconsin State League and batting a composite .367 with three different clubs ... That year he amassed 163 hits, 27 doubles, 15 triples, 12 homers, 121 rbi and 24 stolen bases in 117 games.

In '49 at Pueblo, he broke a Western league record with 42 stolen bases (in 43 attempts) ... That mark was later broken by current Orioles' scout and field coordinator **Len Johnson** who swiped 64 at Colorado Springs in '53.

Jimmy never played in the majors but put five seasons at the AAA level ('55 thru '57 at Montreal in the International League) and '59 and '62 in the American Association ... He hit over .300 in five different seasons.

**Personal:** Jimmy graduated from DeLaSalle High School in Toronto where he lettered in baseball, hockey, football, and lacrosse ... He played minor league hockey (right wing) for the old Boston Olympics in the early 1950's and still performs as a defenseman for Pueblo's top semi-pro team in the off-season ... His other hobbies include golf, tennis, and remodeling homes.

Jimmy and his wife, the former **Lorraine Elliott**, were married Sep. 21, '50 ... They have two sons, **Chris** (6/10/52) and **Kirk** (11/11/56) and one daughter, **Julie** (2/19/61). He was honored as Pueblo's "Sportsman of the Year" for 1983.

**TRAINERS**

**RALPH SALVON** is in his 18th year as Orioles' head trainer, 2nd in seniority among A.L. trainers behind Milwaukee's **Freddy Frederico**. A baseball trainer since graduating from Gus Mauch's Trainers School in '52, Ralph joined Baltimore in '66 as an assistant to **Eddie Weidner**. When **Eddie** retired in '68 after 52 years with the ballclub, Ralph replaced him. The **Fitchburg, MA** native previously trained in the Orioles, St. Louis Browns, Kansas City A's, and Houston Astros farm systems.

**RICHIE BANCELLS** joined the Orioles last year as assistant trainer. He had served as trainer and traveling secretary at the O's AAA Rochester affiliate for 4 seasons. A **Key West, FL** native and a graduate of Biscayne College, **Richie** first joined the Baltimore organization in '77, serving as assistant trainer for Miami (Florida State League) in '77 and head trainer at Bluefield (Appalachian League) in '78-'79.

**CAREER RECORDS**

**DONALD (DON) WILLIAM AASE**


Born: Sep. 8, '54; 6'3"; 210; Bats, R; Throws, R; Position: P.

**Birthplace/Residence:** Born and grew up in Orange, CA. ... Now lives in nearby Yorba Linda, CA.

**Contract Status:** Signed four-year contract, extending thru '88 season, on Dec. 13, '84.

**Tenure:** 7 years, 70 days.

**Signed Originally with:** Boston.



YEAR CLUB	W-L	ERA	G	GS	CG	SHO	SV	IP	H	R	ER	BB	SO
1972 Williamsport-1	0-10	5.81	12	12	1	0	0	62	60	48	40	34	40
1973 Winter Haven	*12-15	3.60	29	29	9	6	0	170	153	82	68	73	127
1974 Winston-Salem*	17- 8	*2.43	32	*30	*18	4	2	*230	185	72	62	84	176
1975 Pawtucket	8-13	3.63	29	*29	7	3	0	186	173	85	75	88	125
1976 Pawtucket	5- 2	3.33	10	9	2	1	0	54	42	23	20	34	40
1977 Pawtucket	6- 6	5.05	18	18	5	0	0	109	118	67	61	60	64
Boston-2	6- 2	3.13	*13	13	4	2	0	92	85	36	32	19	49
1978 California	11- 8	4.02	29	29	6	1	0	179	185	88	80	80	93
1979 California	9-10	4.81	37	28	7	1	2	185	200	104	99	77	96
1980 California	8-13	4.06	40	21	5	1	2	175	193	83	79	66	74
1981 California	4- 4	2.35	39	0	0	0	11	65	56	17	17	24	38
1982 California	3- 3	3.46	24	0	0	0	4	52	45	26	20	23	40
1983 California								(On Disabled List)					
1984 Redwood	0- 1	5.11	4	3	0	0	0	12	9	9	7	7	10
California-3	4- 1	1.62	23	0	0	0	8	39	30	7	7	19	28
M.L. Totals	45-41	3.82	205	91	22	5	27	787	794	355	334	308	418

\* Led league  
 1—Selected by Boston in June '72 Free Agent Draft (6th round).  
 2—Acquired by California from Boston with undisclosed amount of cash in deal for 2nd baseman Jerry Remy.  
 3—Played out option with California ... Signed contract (Re-entry System) with Orioles on 12/13/84.

**League Championship Series Record**

YEAR CLUB, OPP.	W-L	ERA	G	GS	CG	SHO	SV	IP	H	R	ER	BB	SO
1979 Cal. vs. Bal.	1- 0	1.80	2	0	0	0	0	5	4	1	1	2	6

**Low Hitters: 3-Hitters—2** (July 31, '77 vs. Cal. at Cal. and Sep. 5, '77 at Tor.).  
**Strikeout Highs:—11**, (July 26, '77 vs. Mil. at Bos., major league debut) ... In Relief: 5, 4 times, (latest Aug. 16, '84).  
**Walk Highs:—6**, (June 23, '78 at Tex.) ... In Relief:—5 (Apr. 8, '82 at Oak.).  
**Winning Streaks:—4**, (Aug. 7 thru end of '84—current).  
**Losing Streaks:—4**, (June 13 thru July 3, '80).  
**Longest Relief Stints:—6 inn., twice**, (Aug. 10, '80 vs. Min. at Cal. and Apr. 13, vs. Sea. at Cal.).

**1984 SEASON SUMMARY**

Made his 1st major league appearance in nearly 2 years (1 year, 11 mos.) on June 18 at Anaheim vs. the Rangers ... Started season on DL, but went to Redwood in California League May 10 for "injury rehabilitation" ... Pitched in 4 games (3 starts) before returning to Angels May 30 ... Was activated on June 13.

Earned first save since July 11, '82 at Toronto on July 2 ... Never pitched 2 days in a row ... According to Don and Oriole scouts, he threw as well and as hard as ever ... Won his last 4 decisions, his longest career winning streak ... Longest outing was his last of season, a 4.1 inning effort on Sep. 25 at K.C.

Was 2-1 and earned 7 of his 8 saves against the A.L. East including 2 each vs. Tor. and N.Y., and one vs. Detroit and O's (Aug. 28 for **Jim Slaton** against **Scott McGregor**, the day **Scotty** broke his finger) ... Defeated **Tigers' Cy Young Award** winner **Willie Hernandez** on Aug. 14, one of only 3 losses suffered by the Bengal's bullpen ace ... His only loss was to **Red Sox' Bob Stanley** July 20 at Cal.

Did not allow a run in his 1st 4 appearances (5.1 inn.), and yielded only 2 earned runs in 12 games from July 13 thru Aug. 31 (18.2 inn.) ... Gave up only one run over 15.1 innings in 8 August appearances.

**DON AASE (Cont.)**

**1984 AND MAJOR LEAGUE CAREER HIGHLIGHTS**

**Arm Injury:** In '82 he went on DL June 3 with "muscular strain," but was re-instated June 26 . . . On July 17, however, he came out of a game at Cleveland with a right arm that "felt like it was on fire from the elbow down."

On Oct. 18 **Dr. Lewis Yocum** performed surgery which included transplantation of a tendon from his left wrist to the right elbow . . . Did not pick up a baseball for the next 9 months, then embarked on a long and gradual program in which he ultimately began throwing on the side and eventually worked up to ¾ of velocity . . . However, he did not pitch competitively again until spring training of '84.

Developed tendinitis of right elbow while still in minors during '75 season . . . Condition worsened in '76 (eliminating Red Sox' plan to promote him) and he did not pitch over last 2 months . . .

**Relieving/Starting:** Was a starting pitcher originally and continued in that role during his 1st and 2nd seasons in the majors . . . Began relieving in 2nd half of '79 season for Angels, but returned to starting rotation the following spring.

Became exclusively a relief pitcher on Aug. 3, '80 (has not started since) . . . As a **starter** his career figures are: 30-32 with a 4.25 era (559 ip, 264 er) over 91 games . . . In **relief** he is 15-9 with 27 saves and a 2.76 era (228.1 ip, 70 er) in 114 appearances.

**Septembers:** Has had notable success pitching in the heat of the pennant race in September since breaking in with the Red Sox during stretch run in '77 . . . Went 6-2 after coming up late in July and was 3-1 in Sep. that year.

Lifetime in that final month (inc. Oct.) he is 10-3 with 6 saves and a 3.12 era (124 ip, 43 er).

**By Month Lifetime—Apr:** 8-5, 2.87 (116 ip, 37 er), 2 sv; **May:** 6-9, 4.07 (132.2 ip, 60 er), 5 sv; **June:** 6-8, 3.85 (140.1 ip, 60 er), 2 sv; **July:** 6-9, 4.44 (121.2 ip, 60 er), 3 sv; **Aug:** 9-7, 4.35 (153 ip, 74 er), 7 sv; **Sep.-Oct:** 10-3, 3.12 (140.1 ip, 60 er), 2 sv.

**Vs. Opponents Lifetime:** Is 20-24 with 19 saves vs. East and 25-17 with 8 saves vs. West . . . Has never lost to Royals against whom he is 6-0 . . . Has beaten everyone in A.L. and has saved at least one game vs. all but Minnesota (though he's 5-1 against Twins) and the Angels . . . See complete stats vs. each opponent on page 30.

Is 1-6 lifetime vs. O's . . . His only victory, a 6-4 verdict in relief over **Tippy Martinez** on May 1, '82 at Baltimore.

**California Angels:** Was 1st Orange County native ever to play with Angels . . . In '78, his 1st year with Angels, he was 8-8 thru August, then went 3-0 in Sep. as Cal. finished tied for 2nd with Texas behind the Royals (Angels best finish ever to that point) . . . That late spurt gave him a 6-1 Sep.-Oct. mark in 2 big league seasons.

In both '79 and '80 he opened season as starter, but went to bullpen during the 2nd half . . . His shift to the bullpen in Aug. of '80 represented a career change (See "Relieving/Starting above) . . . Was 8-9 as a starter in '79 and only modestly successful in relief (1-1, 1 sv, 6.30 era).

In '80, however, after compiling a 5-13 record and a 4.90 era as a starter, he was 3-0, with 2 saves plus an era of 2.08 in 19 relief appearances. That success precipitated his permanent assignment to the bullpen . . .

Was Angels' lone winner in '79 ALCS vs. O's . . . Beat **Don Stanhouse** in game #3 . . . Held O's to one run in last 4 innings, but was behind 3-2 until Angels rallied for 2 runs in bottom of 9th.

Despite the abbreviated '81 season, Don set a career high with 11 saves . . . Before elbow trouble developed in '82, he was 3-1 with 2 saves and an 0.67 era.

**Boston Red Sox:** Called up to Red Sox July 26, '77 (from Pawtucket) in the midst of a pennant race and went 6-2 the rest of the way, all as a starter . . . His 1st 2 big league efforts were highly notable . . . In his debut, the day he joined Carmines, he fanned 11 Brewers (still a career high) enroute to a 4-3 complete game win. The next time out he pitched a 3-hit 1-0 shutout against the Angels in his native Orange County (July 31).

**Minors:** Signed by Red Sox scout **Joe Stephenson** at age of 17 . . . Was 0-10 and led the New York-Penn League in losses as he did the Florida State League in '73 with a 12-15 record . . . After 2 pro seasons, he was 12-27.

That all changed dramatically in '74 at Winston-Salem where he was the Carolina League's "pitcher of the year" while leading the loop in wins (17), era (2.43), starts (30), complete games (18) and innings (230).

By '76 the Red Sox expected to bring him up to the big club in mid-season but arm trouble set in, delaying his promotion until July '77.

**Amateur Career:** Graduated from Savanna High School in Anaheim . . . Gives his coach, **Jim Reach** (who also tutored **Al Hrabosky**) much credit for his early development . . . Played Little League, Colt League and American Legion baseball.

**Personal:** Married the former **Judy Becker** on Jan. 10, '81 . . . They have one son, **Kyle**, born Jan. '82 . . . Was named Angels "player representative" prior to '83 season . . . Likes to duck hunt in off-season.

**MICHAEL (MIKE) JAMES BODDICKER**


Born: Aug. 23, '57; 5'11"; 172; Bats, R; Throws, R; Position: P.

**Birthplace/Residence:** Born in Cedar Rapids, Iowa . . . Grew up and still lives in Norway, Iowa (southwest of Cedar Rapids).

**Contract Status:** Signed 2 year contract extending thru '86 season in Feb, '85.

**Tenure:** 2 years, 100 days.

**Signed Originally with:** Orioles.



YEAR	CLUB	W-L	ERA	G	GS	CG	SHO	SV	IP	H	R	ER	BB	SO
1978	Bluefield—1	2-1	0.47	8	1	0	0	2	19	9	2	1	10	28
	Charlotte	4-3	1.94	10	8	5	2	0	65	42	15	14	17	48
	Rochester	1-0	1.80	1	1	0	0	0	5	4	1	1	2	3
1979	Charlotte	9-3	3.00	14	14	8	2	0	102	82	40	34	36	89
	Rochester	4-6	6.00	15	12	2	1	0	72	88	48	48	27	48
1980	Rochester	12-9	2.18	25	25	13	4	0	190	149	57	46	35	109
	Baltimore	0-1	6.43	1	1	0	0	0	7	6	6	5	5	4
1981	Rochester	10-10	4.20	30	29	8	0	0	6	6	4	3	2	2
	Baltimore	0-0	4.50	2	0	0	0	0	133.1	121	59	53	36	82
1982	Rochester	10-5	3.58	20	19	5	1	0	25.2	25	10	10	12	20
	Baltimore	1-0	3.51	7	0	0	0	0	23.2	17	6	5	13	18
1983	Rochester	3-1	1.90	4	4	1	1	0	179.0	141	65	55	52	120
	Baltimore	16-8	2.77	26	24	10	*5	0	261.1	218	95	81	81	128
1984	Baltimore	*20-11	*2.79	34	34	16	4	0						
M.L. Totals		37-20	2.89	71	61	26	9	0	479.0	396	180	154	152	274

\*Led league  
 1—Selected by Orioles organization in June '78 free agent draft (6th round, Baltimore's 9th selection, secondary phase) . . . Signed on 6/12/78.

**League Championship Series Record**

YEAR	CLUB, OPP.	W-L	ERA	G	GS	CG	SHO	SV	IP	H	R	ER	BB	SO
1983	Bal. vs. Chi.	1-0	0.00	1	1	1	1	0	9	5	0	0	3	14

**World Series Record**

YEAR	CLUB, OPP.	W-L	ERA	G	GS	CG	SHO	SV	IP	H	R	ER	BB	SO
1983	Bal. vs. Phi.	1-0	0.00	1	1	1	0	0	9	3	1	0	0	6

**Low Hitters:** 1-Hitter—1, (Aug. 13, '84 at Tor.); 3-Hitters—2, (Aug. 26, '83 vs. Min. at Bal. and Oct. 12, '83 vs. Phi. at Bal., WS game #2); 4-Hitters—4, (the latest Aug. 18, '84 vs. Cal. at Bal.)  
**Strikeout Highs:**—14, (Oct. 6, '83 vs. Chi. at Bal. ALCS game #2); 12, (Sep. 21, '83 at Det.)  
**Walk Highs:**—6, twice, (the latest Sep. 4, '84 at Det.)  
**Winning Streaks:**—6, (July 23 thru Aug. 24, '84); 4, twice, (the latest May 1 thru 16, '84.)  
**Losing Streak:**—3, (April 6 thru 22, '84).

**Pitches:** Fastball, curve, slider, and change . . . Also throws a "foshball," a combination of a forkball and changeup (a changeup is known as a "dead fish" in Orioles parlance).

**THE 1984 SEASON**

A.L.'s only 20-game winner and one of only 3 in the majors . . . First Oriole in 9 years to win the earned run average title . . . Also first Oriole to win the era crown and lead the A.L. in victories outright in the same season.

## MIKE BODDICKER (Cont.)

Received 3 1st place votes for BBWAA's A.L. Cy Young Award... Totaled 41 points in the voting (5-3-1) to finish 4th behind Detroit's Willie Hernandez (12 1sts, 88 pts.), Kansas City's Dan Quisenberry (9 1sts, 71 pts.) and Cleveland's Bert Blyleven (4 1sts, 45 pts.).

Second in the major leagues in complete games (16), tied for 2nd in shutouts (4) and was 5th in innings pitched with a career-high 261.1.

Named as the righthanded pitcher on A.L. all-star teams selected by TSN and UPI... Selected for all-star game, but did not pitch... Twice selected A.L. "player of the week" and named the league's "pitcher of the month" in May.

After losing all 3 decisions in April (4.23 era), was 20-8 (233 ip, 68 er, 2.61) the rest of season... Led O's in strikeouts (128)... Tied with Mike Flanagan for most starts (34).

**May:** Posted a 6-1 record and a 1.72 era (57.2 ip, 11 er) and was named A.L. "pitcher of the month"... First victory of season came on May 1, a 3-0 6-hit shutout vs. Cleveland's Bert Blyleven, which included a season-high 9 strikeouts... Began month with string of 36.2 innings allowing only 2 earned runs... Won 7 of 8 beginning May 1 (66.2 ip, 12 er, 1.62 era)... Was 10-4 (109 ip, 31 er, 2.56 era) from May 1 to the all-star break.

**Six Straight:** Had a loss and no decision in 1st 2 starts after all-star game, but reeled off 6 straight wins from July 23 to Aug. 24 (50 ip, 12 er, 2.15 era)... Streak was broken in California on Aug. 29... Streak was a career high and tied O's season-high with **Storm Davis**.

**Strong Finish:** Won 10 of his final 13 starts (108 ip, 32 er, 2.65 era)... Completed his last 5 starts, starting Sep. 9 and was 3-2.

**20 Wins:** Gained his 20th win in 1st and only attempt in last start of season Sep. 29 at Boston... Scattered 12 hits in 6-3 win... Became the O's 25th 20-game winner and 23rd over the last 17 seasons... First since '80 when both **Steve Stone** (25 wins) and **Scott McGregor** (20) reached that level...

Only one other Oriole has had a 20-win season so early in his major league career (**Wayne Garland** won 20 in '76, his 2nd full season).

The major leagues had 2 other 20-game winners in '84: **Joaquin Andujar** of the St. Louis Cardinals and **Rick Sutcliffe**, who won 4 games with Cleveland and 16 with the Chicago Cubs...

**By Month:** Apr.: 0-3, 5 gs, 4.23 era... May: 6-1, 7 gs, 1.72 era... June: 3-2, 5 gs, 3.09 era... July: 3-2, 6 gs, 3.51 era... Aug.: 4-1, 5 gs, 2.55 era... Sep.: 4-2, 6 gs, 2.52 era.

**Complete Games:** Mike's 16 complete games were 2nd only to **Charlie Hough** of Texas, who had 17 to lead the majors... Most by an Oriole since **Dennis Martinez** had 18 and **Mike Flanagan** 16 in '79.

**Near Finishes:** In his last 15 starts, dating back to the all-star break, pitched at least 7.1 innings each time out... In last 30 starts, failed to reach the 8th inning only 4 times... Went at least 7 innings in all 20 wins.

**1-Hitter:** On Aug. 13, he threw the 25th one-hit game in O's history... Beat host Toronto, 2-1... **Rance Mulliniks** doubled and scored in the 3rd inning for Toronto... Was also involved in a one-hitter Oct. 2, '83 teaming with **Tippy Martinez** and **Sammy Stewart** to beat New York, 2-0.

**Shutouts:** His 4 shutouts tied him with 7 others for the 2nd highest total in the majors behind California's **Geoff Zahn** and Boston's **Bob Ojeda**, who had 5 each... Shut out California 5-0 on 6 hits on May 16 and 1-0 on 4 hits on Aug. 18... Beat Angels' top winner **Mike Witt** both times. Blanked Cleveland on 6 hits May 1 and shutout Milwaukee on 4 hits Sep. 19...

Took 2-hit shutout into the 9th vs. Cleveland on July 29, but needed relief help from **Sammy Stewart** to get a 3-1 combined 3-hit win... In 6-2 victory over Milwaukee on June 4, Mike lost a shutout with 2 out in the 9th on a 2-run homer by **Cecil Cooper**... Beat Seattle 8-2 on May 30 with out allowing an earned run.

**Durable:** His 261.1 innings were a career high (previous best was 202.2 ip in '83 with Baltimore, 179 ip, and Rochester, 23.2 ip)... Tied **Joaquin Andujar** of St. Louis, N.L. leader, for 4th in major leagues behind **Dave Steib** of Toronto (267.0), **Charlie Hough** of Texas (266.0) and **Doyle Alexander** of Toronto (261.2)... Mike's innings were the most by an Oriole since **Dennis Martinez** led A.L. with 292 in '79.

**Vs. A.L. East:** Finished with an 11-4 record against the A.L. East (124 ip, 34 er, 2.46 era) with 9 complete games... Eleven wins were most by any pitcher vs. the East... Beat Cleveland 3 times; Boston, New York, Milwaukee twice each; Detroit and Toronto once.

**Feast or Famine vs. Angels:** Shut out the Angels twice at home, but was treated roughly at Anaheim yielding 11 runs (10 earned) and 7 homers in 16 innings... Was 3-1 with a 2.65 era (34 ip, 10 er) vs. Angels... Pitched more against them than against any other club.

**Fielding:** Led all major league pitchers in successful total chances (98) and double plays (6)... Detroit's **Dan Petry** was 2nd in majors in successful chances with 72... Mike tied an A.L. record for putouts by a pitcher in one season with 49... Also led league in errors with 7, all on pick-off plays.

**Miscellaneous:** Was 12-5 on road (141 ip, 52 er, 3.32 era), but had better era at home—2.17 (120.1 ip, 29 er) despite 8-6 record... Threw only 4 of his 23 home run balls at home... Half of his wins followed O's losses and 5 times he ended losing streaks of 2 or more... Allowed 2 runs or less in 20 of his 34 starts... Appeared in one game as pinch runner and scored a run (July 4 at Min.).

## 1984 AND CAREER

**ERA Leader:** Mike's 2.79 era (261.1 ip, 218 h, 81 er) edged Toronto's **Dave Steib** (2.83 era, 267 ip, 215 h, 84 er) for the A.L. crown... M.L. leader was **Alejandro Pena** of Los Angeles with 2.48 era (199.1 ip, 186 h, 55 er)... Became 3rd Oriole to win the A.L. title... **Jim Palmer** did it in '73 (2.40) and '75 (2.09) and **Hoyt Wilhelm** was 1st in '59 (2.19).

In '83, Mike's 2.77 era (179 ip, 141 h, 55 er) was 2nd lowest in the A.L. to **Rick Honeycutt's** 2.42 (174.2 ip, 168 h, 47 er)... Though **Honeycutt** was traded by the Texas Rangers to the Los Angeles Dodgers on Aug. 19, he pitched more than the minimum qualifying standard of 162 innings and won the title.

**O's All-Time:** Mike's winning pct. (.649, 37-20) is 2nd best in O's history (minimum 50 decisions) to **Steve Stone** (.656, 40-21).

**Career Starts:** In 61 career starts (regular season), he has 26 complete games, 9 shutouts, and has pitched 7 innings or better on 40 occasions... Allowed 2 runs or less 35 times... Yielded 11, 10 and 12 hits in final 3 starts of '84, but has given up more than 9 hits only one other time in major league career.

**Since WW 2:** Since World War II, only 6 major league pitchers have won more games through their 1st 2 full seasons—**Boo Ferriss**, Boston, '45-46, 46 wins; **Steve Busby**, Kansas City, '72-74, 41 wins; **Ron Guidry**, NY Yankees, '77-78, 41 wins; **Harvey Haddix**, St. Louis, '52-54, 40 wins; **Gary Peters**, Chicago White Sox, '63-64, 39 wins; **Larry Jansen**, NY Giants, '47-48, 39 wins.

**Among Major League Leaders:** His 9 shutouts are the most in the majors during the past 2 seasons... His 36 wins are bettered only by Detroit's **Jack Morris** (39), and San Diego's **Lamarr Hoyt**, Detroit's **Dan Petry**, Chicago Cubs' **Rick Sutcliffe**, all with 37... Chicago's **Richard Dotson** has also won 36 games the past 2 seasons.

Mike's 26 complete games over the past 2 seasons trails only Cincinnati's **Mario Soto** (31), Texas' **Charlie Hough** (28) and ties New York's **Ron Guidry**.

**At Home:** All 4 of his '84 shutouts came at Memorial Stadium... Nine of his 10 lifetime shutouts (including game #2 ALCS in '83) have been pitched at home... Lone road shutout vs. Detroit on Sep. 21, '83... Home record is 20-10 (259.1 ip, 67 er, 2.32 era)... Road record is 17-10 (219.1 ip, 87 er, 3.56 era).

## PREVIOUS CAREER HIGHLIGHTS

**1983:** Began season in Rochester, but joined O's in May when injuries hit staff (came up when **Jim Palmer** went on DL)... Shut out Chicago on 5 hits in 2nd game of doubleheader on May 17 in only his 2nd major league start... Became regular from then on as **Mike Flanagan** missed next 3 months with knee injury suffered in the opener of that doubleheader.

Went on to a 16-8 record, most wins for a rookie that season... Was 12-4 in final 17 regular season starts... Second on team in victories, complete games (10) and strikeouts (120)... Led A.L. in shutouts (5).

Selected A.L.'s "rookie of the year" by The Sporting News... Named as the righthanded pitcher on the Topps Major League all-rookie team.

### MIKE BODDICKER (Cont.)

Excelled in post season ... Became the 1st rookie in LCS history to pitch a shutout ... Blanked Chicago on 5 hits, 4-0, in game #2 at Baltimore, bringing O's back from one game deficit ... Fanned career-high 14 batters tying the LCS record previously accomplished by Detroit's **Joe Coleman** in '72 and **John Candelaria** of Pittsburgh in '75 ... Named '83 ALCS "most valuable player" ... First pitcher to be so honored.

Again brought O's back from 1-0 deficit with a 4-hit, 3-1 victory over Philadelphia in game #2 of World Series on Oct. 12 at Baltimore ... Allowed only an unearned run, struck out 6 and walked none.

At the time of his recall, was 3-1 at Rochester with a 1.90 era in 4 starts ... Was one of the O's final cuts in spring training after being hampered by sprained ankle.

**1982:** Mike was recalled from Rochester on July 29 and pitched 7 times in relief over the last 2 months ... Earned his 1st major league victory against New York on Sep. 13, allowing one run in 3 innings.

After a slow start at Rochester, was 8-1 in his last 12 starts ... Was leading the Wings in most pitching categories at the time of his recall.

Drove in game-winning runs with 2-run pinch double to beat Toledo on June 26 in 1st professional at bat ... Mike was forced to hit when Rochester manager **Lance Nichols** had to put his designated hitter **Tim Derryberry** into the game defensively. The Wings had no position players remaining so Mike batted for pitcher **Nate Snell** with 2 out in the bottom of the 9th and Rochester trailing, 4-3.

**1981:** Mike led the Rochester staff in starts (29), shutouts (3), and strikeouts (109) ... Was recalled by Baltimore on Sep. 10 and pitched twice in relief over the final 6 days of the season.

**1980:** Finished 2nd in the I.L. with a 2.18 era and tied for 2nd with 13 complete games ... Was the circuit's top control pitcher with lowest ratio of walks per 9 innings pitched (1.66) and best figure of innings pitched (190) to base runners (hits-149, walks-35, hit by pitch-4) with a "minus 2" ... Was 9-2 starting June 13, including 8 straight wins from June 13 thru Aug. 13.

**Major League Debut:** Was recalled by the Orioles on Sep. 5 but did not pitch until Oct. 4 ... Started the 2nd game of a doubleheader against Cleveland and lost to the Indians, 6-4 (7.1 ip, 6 h, 6 r, 5 er).

**Winter Ball:** Pitched for Ray Miller's Caguas club in Puerto Rican League ... Best effort came in league championship series against Mayaguez when he threw 3-hit shutout to give Caguas 3-1 lead en route to league crown.

**1979:** Finished with a combined record of 13-9 at Charlotte and Rochester ... Was leading the Southern League in wins (9) when promoted to Rochester on June 25 ... Set a S.L. record with 18 strikeouts against Knoxville on June 7.

**Pro Career:** Signed by Joe Bowman and made rapid progress in 1st pro season in '78 ... Started with Bluefield in June, was promoted to Charlotte on July 15 and then to Rochester on Sep. 1, moving from college ball to AAA level in just 15 weeks (May 21 to Sep. 1).

**Amateur Background:** Played 3 seasons at the University of Iowa (Iowa City), earning 3rd team all-Big 10 honors as a 3rd baseman in freshman year and as a pitcher in his junior season ('78) ... Fanned 189 batters in 166 career innings and led nation in strikeouts per 9 innings in '77 (11.5).

Was a two-time all-state selection in baseball at Norway Community High School (graduated '75) ... Also earned all-conference honors in basketball ... Was drafted by Montreal in the June '75 free agent draft but chose to go to Iowa.

Played semi-pro baseball in Fairbanks, Alaska in the summer of '77, and his team finished 2nd in the National Baseball Congress Tournament in Wichita ... Participated in Little League and American Legion baseball with his team going to the Legion world series 3 times ('74, '75, '76).

**Personal:** Spends most of the off-season in his hometown of Norway, Iowa (population 633) ... Has worked at a grain elevator operation in Norway for several of the past winters.

Norway has produced 2 other major leaguers: **Hal Trosky, Sr.**, a 1st baseman with Cleveland and Chicago White Sox from '33 to '46 and **Bruce Kimm**, who caught for 3 teams from '76 to '80 and is now the bullpen coach at Cincinnati.

Hobbies: fishing, hunting and trapping ... Mike and his wife, the former **Lisa Mary Charipar**, were married Feb. 2, '80, and have a son, **Corey Michael** (4/5/83) and a daughter, **Stephanie Lynn** (1/16/85). **Lisa's** brother, **Jim Van Scoyoc**, was **Mike's** high school baseball coach.

### MARK ANTHONY BROWN


Born: July 13, '59; 6'2"; 190; Bats, L-R; Throws, R; Position: P.

**Birthplace/Residence:** Born in Bellows Falls, Vt. ... Raised and still lives in North Walpole, N.H.

**Contract Status:** Signed thru '85 season

**Tenure:** 57 Days

**Signed Originally with:** Orioles.



YEAR	CLUB	W-L	ERA	G	GS	CG	SHO	SV	IP	H	R	ER	BB	SO
1980	Bluefield—1	1-0	0.95	6	1	0	0	1	19	11	5	2	8	16
	Miami	3-5	4.73	10	10	2	0	0	59	58	40	31	35	40
1981	Miami	3-3	3.40	17	1	1	0	1	53	47	25	20	21	35
	Hagerstown	1-0	2.14	10	0	0	0	0	21	19	7	5	8	16
1982	Hagerstown	0-0	3.10	14	0	0	0	0	20.1	23	9	7	6	16
	Charlotte	8-2	2.09	19	5	2	1	3	73.1	46	20	17	44	57
	Rochester	1-0	1.42	3	0	0	0	1	6.1	5	1	1	2	5
1983	Rochester	6-1	3.54	19	4	1	1	5	53.1	41	23	21	20	44
1984	Rochester	4-4	3.74	44	0	0	0	8	77	85	39	32	40	50
	Baltimore	1-2	3.91	9	0	0	0	0	23	22	11	10	7	10
M.L. Totals		1-2	3.91	9	0	0	0	0	23	22	11	10	7	10
Pro Totals		28-17	3.24	151	21	6	2	19	405	357	180	146	191	289

1—Selected by Orioles organization in June '80 free agent draft (6th round, Baltimore's 7th selection, regular phase) ... Signed on 6/5/80.

**Pitches:** Fastball, curve, slider, and change.

### THE 1984 SEASON

Began season in Rochester and was promoted to Baltimore on Aug. 5 ... Returning from shoulder problems which limited him in '83, he equalled career-high with 100 innings pitched (77 with Rochester, 23 with O's) ... Had thrown 100 with Hagerstown, Charlotte and Rochester in '82.

**Baltimore:** Used exclusively in relief in 9 appearances with O's ... Made major league debut on Aug. 9 losing at Cleveland, 7-5 ... Longest stint was 4 innings in 10-2 loss to N.Y. on Sep. 18 in relief of **Dennis Martinez** ... Yielded 1st big league homers back-to-back to Detroit's **Darrell Evans** and **Larry Herndon** at Baltimore on Sep. 11.

**Vs. Red Sox:** Gained his 1st major league victory against Boston on last day of season (Sep. 30) ... Hurlled 2 scoreless innings in 5-3 win ... Also shut out Red Sox on 2 hits over 3 innings on Sep. 23 in only other appearance against them ... Was Red Sox fan while growing up in New Hampshire.

**Rochester:** Was Rochester's leading short reliever 1st half of season ... Still led club in appearances (44) and saves (8) despite missing most of 2nd half ... Didn't yield a homer in final 71.1 ip ... Had 2.60 era (34.2 ip, 10 er) thru 1st 21 games ... Was scored upon in next 10 consecutive games (5.66 era, 20.2 ip, 13 er) to bring era to 4.01 ... Lost 4 straight decisions from June 15 thru July 6.

**Japan:** Appeared in 6 games (1 start) during O's fall tour of Japan ... Had no decisions in 11.2 innings.

### PREVIOUS CAREER HIGHLIGHTS

**1983:** Mark was sidelined again with tendinitis in right shoulder, this time for 2½ months, and appeared in just 19 games ... Was 3-1 with 4.65 era (31 ip, 16 er) in 7 games including 4 starts when he was disabled at end of May ... Won his 1st 3 decisions.

Pitched in short relief after his return on Aug. 1 ... Allowed 4 runs in 1.2 innings in 1st appearance on Aug. 4, then surrendered only one earned run in 20.2 innings over final 11 outings, going 3-0 with 5 saves.

**1982:** Made a strong recovery from shoulder problems the previous 2 seasons ... Compiled a 9-2 record with a 2.25 era and 4 saves in 36 games with 3 different clubs ... Started with Hagerstown and was



**MARK BROWN (Cont.)**

promoted to Charlotte in June ... Was O's "pitcher of the year" and led the Southern league with a .750 (8-2) won-lost percentage.

Joined Rochester on Aug. 25 and pitched 3 times in relief the rest of the way ... Spent the winter in the Puerto Rican League at Santurce but came home early because of a lower back sprain.

**Pro Career:** Put himself on a demanding conditioning program after the '81 season, when he had arm trouble for the 2nd straight year ... Made pro debut at Bluefield in June '80 and was promoted to Miami on July 9 ... Won his last 3 decisions, and had a 12 strikeout performance against Vero Beach in his final start.

**Amateur Background:** Played 2 varsity seasons and one j.v. campaign at the University of Massachusetts at Amherst ('78-'80) ... Made all-New England as a designated hitter in '80 with a .344 average and 17 rbi in 27 games.

Graduated from Loomis-Chaffee School (Windsor, CT) in '77 ... Played baseball, hockey, football, and basketball there ... Also participated in Little League, Babe Ruth League, and American Legion programs.

**Personal:** Like Mike Flanagan, grew up in New Hampshire and attended the U. of Mass ... Hobbies: reading and coaching ... Single.

**TODD RUBEN CRUZ**


Born: Nov. 23, '55; 6'0"; 175; Bats, R; Throws, R; Position: IF.

**Birthplace/Residence:** Born in Highland Park, Michigan ... Was raised and still resides in Detroit, Michigan.

**Contract Status:** Signed thru '85 season.

**Tenure:** 5 years, 123 days.

**Signed Originally with:** Philadelphia.



YEAR CLUB	AVG.	G	AB	R	H	2B	3B	HR	RBI	BB	SO	SB	CS	HP
1973 Pulaski-1	.183	69	208	29	38	10	1	4	18	37	76	3	2	4
1974 Rocky Mount	.193	126	445	34	86	13	6	1	43	33	127	7	4	4
Toledo	.100	4	10	1	1	1	0	0	1	1	4	0	1	0
1975 Rocky Mount	.203	134	453	57	92	23	1	11	67	35	101	9	4	8
1976 Reading	.231	123	424	34	98	26	11	1	5	12	76	3	2	3
1977 Reading	.216	131	464	42	100	23	3	2	51	21	77	5	2	4
1978 Oklahoma City	.261	121	459	58	120	22	2	11	69	17	71	4	4	4
Philadelphia-2	.500	3	4	0	2	0	0	0	2	0	0	0	1	0
1979 Omaha	.264	23	91	14	24	4	2	7	21	3	15	2	1	0
Kansas City-3	.203	55	118	9	24	7	0	2	15	3	19	0	1	1
1980 Calif-Chi-4	.237	108	333	28	79	14	1	3	23	14	62	2	1	2
Edmonton-5	.259	8	27	2	7	0	1	1	3	0	2	0	0	0
1981 Chicago-6														
(did not play)														
1982 Seattle	.230	136	492	44	113	20	2	16	57	12	95	2	10	0
1983 Sea.-Bal.-7	.199	146	437	37	87	13	3	10	48	22	108	4	7	3
1984 Baltimore	.218	96	142	15	31	4	0	3	9	8	33	1	4	1

A.L. Totals	.221	541	1522	133	337	58	6	34	152	59	317	9	23	7
N.L. Totals	.500	3	4	0	2	0	0	0	2	0	0	0	1	0
M.L. Totals	.222	544	1526	133	339	58	6	34	154	59	317	9	24	7

GWRB: '79-1; '80-3; '82-9; '83-7; '84-1. Total: 21.

1—Selected on 2nd round of June '73 free agent draft by Philadelphia ... Signed on 6/5/73.

2—Acquired by K.C. Royals from Philadelphia for pitcher Doug Bird, on 4/3/79.

3—Acquired by California with outfielder Al Cowens in exchange for first baseman Willie Aikens and shortstop Rance Mulliniks, on 12/6/79 ... California also acquired pitcher Craig Eaton to complete deal, on 4/1/80.

4—Acquired by Chicago White Sox from California in trade for pitcher Randy Scarbery on 6/12/80.

5—On Chicago's supplemental disabled list from 4/5 to 6/2/81, which included rehabilitation disability assignment to Edmonton (PCL) 5/6 to 5/24 ... Transferred to restricted list, 6/2 to 8/2/81; returned to supplemental disabled list from 8/10/81 thru remainder of season.

6—Acquired by Seattle from Chicago White Sox with catcher Jim Essian and outfielder Rod Allen in deal for outfielder Tom Paciorek, on 12/10/81.

7—Contract purchased by Orioles for undisclosed sum from Seattle on 6/30/83.

**League Championship Series Record**

YEAR CLUB, OPP.	AVG.	G	AB	R	H	2B	3B	HR	RBI	BB	SO	SB	CS	HP
1983 Bal. vs. Chi.	.133	4	15	0	2	0	0	0	1	0	5	0	0	0

**World Series Record**

YEAR CLUB, OPP.	AVG.	G	AB	R	H	2B	3B	HR	RBI	BB	SO	SB	CS	HP
1983 Bal. vs. Phi.	.125	5	16	1	2	0	0	0	0	1	3	0	0	0

Career Highs, Game: Runs—3, (May 26, '79 at Min.); Hits—4, (April 25, '82 vs. Min. at Sea.); 3, 6 times. Home Runs—2, (April 6, '83 vs. N.Y. at Sea.); RBI—6, (July 1, '83 at Det., 1st game with Bal.); 4, 3 times (latest April 30, '83 vs. Bal. at Sea.).

Hitting Streaks:—6, 4 times, (the latest April 11 thru 19, '84).

Grand Slams:—None

**THE 1984 SEASON**

Todd was used primarily vs. lefthanded pitching and as defensive replacement at 3rd base ... Played in 96 games, 34 as a starter at 3rd ... Batted only .218, but had team's best pinch-hit average (.357, 5 for 14) ... Started 16 of 1st 28 games, but only 18 the remainder of season and none after July 30.

**Hitting:** Began the season hitting .421 (19-8) thru 1st 7 games ... Hit safely in 8 of 1st 11 games including career-high 6 straight ... 1st hit of season was pinch-hit homer off Minnesota's Pete Filson on April 7 ...

Was batting .252 (87-22, 8 rbi) on May 30, but hit only .164 (55-9 with 1 rbi) the rest of season ... Biggest day was 2-for-4 and 3 rbi (including 2-run homer off Seattle's Bob Stoddard) on May 30 in O's 8-2 win ... Then went into 1-for-25 slump over next 25 games ending drought with solo homer off Kansas City's Larry Gura on July 22.

Finished the season with only 4 hits in last 23 at bats (.173) over his last 38 games ... Hit all 3 homers on road where he batted .253 (19-for-75).

**By Month:** Apr.—.240 (50-12), 17 g ... May—.270 (37-10), 15 g ... June—.000 (13-0), 13 g ... July—.240 (25-6), 18 g ... Aug.—.429 (7-3), 14 g ... Sep.—.000 (10-0), 19 g.

**Pitching Debut:** Made major league pitching debut Sep. 18 at Yankee Stadium ... Faced 3 batters and retired the side (Bradley, Pagliarulo, Moreno) on 7 pitches in 8th inning of O's 10-2 loss ... 1st time he had pitched since high school.

**Fielding:** Has one of the strongest infield arms in baseball ... May be converted into pitcher ... Except for brief mound appearance, played only 3rd base (89 g, 23 po, 104 a, 6 e, 133 tc, .955 pct.) ... Primarily a shortstop before joining O's, had played only 13 games at 3rd (9 with Kansas City in '79 and 4 with California in '80) ... In 2 seasons with O's has now played 152 games there (72 po, 266 a, 19 e, 357 tc, .946 pct.)

**Japan:** Hit .294 (17-5) during O's Japan tour last fall ... Four of his 5 hits were home runs, tying him for 2nd (with Ripken and Sheets) on club during tour ... All four round trippers were solo, 2 in one game ... Played in 11 games ... Was a late inning sub for Ripken at shortstop in 6 games.

**Miscellaneous:** Has now hit 6 home runs during regular season for O's and all have come on the road ... His only homer at Memorial Stadium came as a K.C. Royal off Dennis Martinez on Aug. 6, '79 ... Has played with 6 teams in his 544 major league game career.

**Vs. Opponents:** Was the O's 2nd leading hitter vs. Toronto—.417 (12-5) ... Lifetime average best off Blue Jay pitching (.278, 79-22) .. Batted .389 (18-7) vs. Seattle.

**PREVIOUS CAREER HIGHLIGHTS**

**Baltimore ('83):** Sold to O's from Seattle on June 30 ... Played 1st game on July 1 and set career high with 6 rbi in Tiger Stadium (only a few blocks from where he grew up) ... Hit a 3-run double in 3rd and 3-run homer in 5th, both off Milt Wilcox, in O's 9-5 win. Hasn't had a hit against Tigers since then (23-0).

Appeared in 81 games for the O's ... Hit .208 (46-for-221, 3 hrs, 27 rbi) ... Led team in sac hits (8) ... Started 53 of 1st 61 games with O's ... Started all 9 post-season games at 3rd and hit .129 (4-for-31) and made 2 errors in 37 chances afield.

**Seattle ('83):** His two club total in games (146) and strikeouts (108) were career highs. Played exclusively at shortstop.

**Seattle ('82):** Set career highs in most categories including games (136), hits (113), doubles (20), homers (16) and rbi (57) ... The hr & rbi totals were a record for a Mariners' shortstop ... Led league's shortstops in dp (98) and posted a .963 pct. (25 e, 679 tc).

**TODD CRUZ (Cont.)**

Tied Bruce Bochte for club lead in gwrbi (9, including 4 in 7th or later) and was A.L. "player of week" when he batted .458 with 3 gwrbi from Apr. 19-25.

**Chicago ('80-'81), Calif. ('80):** Played in only 18 games for California in '80 thru June 12. . . Traded to White Sox, and became regular for 1st time. . . Appeared in 90 of Chicago's last 105 games, mostly as a starter at shortstop. . .

Did not play an inning in '81. . . Lower back strain in spring training sidelined during 1st half. . . Sustained broken bone in left hand while working out during strike and was out all 2nd half as well. . . Did play 8 games with Edmonton (PCL).

**K.C. ('79):** Played 48 games at short and 9 at 3b for the Royals after coming up from Omaha where he hit 7 home runs in only 22 games.

**Phillies Organization ('73-'78):** Was Phillies 2nd round pick in June '73 draft. . . Signed by Tony Lucadello. . . Voted best shortstop in American Association by league managers in '76 while playing at Oklahoma City, then the Phillies AAA farm club.

Made his big league debut late in '78, and went 2-for-4 in his 1st start, Oct. 2 vs. Pirates.

**Personal:** Graduated from Western High School in Detroit ('73). . . He is of Mexican descent. . . His father, Robert, played for several years in the Tigers' system. . .

Todd and his wife, the former Isabel Gonzales, have 2 sons: Thaddeus & Dario.

**RICHARD (RICH) FREMONT DAUER**


Born: July 27, '52; 6'0"; 180; Bats, R; Throws, R; Position: 2B-3B.

**Birthplace/Residence:** Born and raised in San Bernardino, Cal. area. . . Now resides in Phoenix, Md. (Baltimore County).

**Contract Status:** Signed five-year contract (with option for a sixth year) extending thru '85 season on Dec. 20, '80.

**Tenure:** 8 years, 25 days.

**Signed Originally with:** Orioles.



YEAR CLUB	AVG.	G	AB	R	H	2B	3B	HR	RBI	BB	SO	SB	CS	HP
1974 Asheville—1	.328	53	180	30	59	7	0	11	35	13	18	0	0	0
1975 Rochester	.170	18	47	2	8	1	0	0	0	3	3	0	1	0
Asheville	.251	106	374	51	94	13	0	6	44	51	24	5	3	0
1976 Rochester	*.336	132	*524	84	*176	26	3	11	78	46	38	2	5	3
Baltimore	.103	11	39	0	4	0	0	0	3	1	3	0	0	1
1977 Baltimore	.243	96	304	38	74	15	1	5	25	20	28	1	0	2
1978 Baltimore	.264	133	459	57	121	23	0	6	46	26	22	0	4	0
1979 Baltimore	.257	142	479	63	123	20	0	9	61	36	36	0	1	1
1980 Baltimore	.284	152	557	71	158	32	0	2	63	46	19	3	2	3
1981 Baltimore	.263	96	369	41	97	27	0	4	38	27	18	0	0	3
1982 Baltimore	.280	158	558	75	156	24	2	8	57	50	34	0	1	1
1983 Baltimore	.235	140	459	49	108	19	0	5	41	47	29	1	1	2
1984 Baltimore	.254	127	397	29	101	26	0	2	24	24	23	1	2	0
M.L. Totals	.260	1055	3621	423	942	186	3	41	358	278	212	6	11	13

GWRBI: '79-14; '80-6; '81-4; '82-7; '83-5; '84-4. Total: 40.

\* Led league

1—Selected by Orioles organization in June '74 free agent draft (1st round, regular phase). . . Signed on 5/20/74.

**League Championship Series Record**

YEAR CLUB, OPP.	AVG.	G	AB	R	H	2B	3B	HR	RBI	BB	SO	SB	CS	HP
1979 Bal. vs. Cal.	.182	4	11	0	2	0	0	0	0	0	1	0	0	0
1983 Bal. vs. Chi.	.000	4	14	0	0	0	0	0	1	0	0	0	0	0
L.C.S. Totals	.080	8	25	0	2	0	0	0	1	0	1	0	0	0

**World Series Record**

YEAR, CLUB, OPP.	AVG.	G	AB	R	H	2B	3B	HR	RBI	BB	SO	SB	CS	HP
1979 Bal. vs. Pit.	.294	6	17	2	5	1	0	1	1	0	1	0	0	0
1983 Bal. vs. Phi.	.211	5	19	2	4	1	0	0	3	0	3	0	0	0
W.S. Totals	.250	11	36	4	9	2	0	1	4	0	4	0	0	0

Career Highs, Game: Runs—3, 9 times, (latest Aug. 21, '82 at Tex.); Hits—5, (June 2, '80, ties club record); 4, 11 times, (latest Aug. 26, '84 at Oak.); Home Runs—2, (Aug. 24, '81 at Sea.); RBI—5, (Aug. 24, '81 at Sea.); 4, (May 31, '80 at Min.).

Hitting Streaks:—11, twice, (July 18 thru 29, '78 and July 26 thru Aug. 9, '80). Grand Slams:—None.

**1984 SEASON AND MAJOR LEAGUE CAREER**

Started 120 games at 2nd base. Although he committed a career high 11 errors, made only 2 in 57 games after the all-star break. . . Finished season on hitting surge for 3rd straight year. . . Raised average in final month to .254, 19 points better than '83, but 7 points below lifetime mark.

Tied for 2nd on club with 26 doubles (with Murray & behind Ripken-37). . . Was toughest Oriole to strikeout for 7th straight year (see "Strikeouts" below).

**Batting:** After May 18, his average hovered between a high of .263 (55-for-209) on June 17 and a low of .239 (78-for-236) on Aug. 25.

**Fast Finish:** Hit .324 (23-for-71) in final 24 games to raise his average from .239 to .254. . . Snapped a 2-for-22 slump with a 7-for-9 effort in a 2-game stretch on Aug. 26 & 27 (at Oak. and Cal.) including 6 straight hits and also drove in the winning run in the 2nd game with a sac fly.

Closed strongly 2 previous years as well. Hit .312 (34-for-109) in last 37 games in '83 and .407 (22-for-54) over last 14 games in '82.

**By Month:** Apr.—.250 (56-14), 19 g. . . May—.247 (85-21), 22 g. . . June—.273 (77-21), 25 g. . . July—.239 (46-11), 19 g. . . Aug.—.250 (80-20), 24 g. . . Sep.—.264 (53-14), 18 g.

**Strikeouts:** Was 4th hardest to fan (min. 300 at bats) in A.L. at 1 for every 18.52 plate appearances behind Boston's Marty Barrett (1/21.04), New York's Don Mattingly (1/20.09) and Minnesota's Dave Engle (1/19.27). Three National Leaguers ranked ahead of Rich also, including major league leader Tony Gwynn of San Diego (1/29.34).

Went 30 games (87 plate appearances) without striking out (June 25 thru Aug. 8). . . His longest career streak was 32 games (141 plate appearances) in '81.

Led A.L. in strikeout "in-frequency" in '80 (1/32.5), was 3rd in '81 (1/22.44) and 2nd in '82 (1/18.41).

Lifetime among current players, he ranks 5th with 1 for every 18.78 appearances (212 k's in 3983 appearances) behind: Bill Buckner (1/22.66), Pirates' Johnny Ray (1/20.38), Gwynn (1/19.51) and the Dodgers' Bob Bailor (1/19.37), a former Oriole.

**Vs. Opponents:** Continued to excel against Angels. . . Hit .326 (14-for-53) and picked up 2 of his 4 gwrbi at their expense. Has lifetime mark of .313 (100-for-220) vs. Cal. and has hit .364 (31-for-85) the past 2 seasons. . . Batted .361 (13-for-36) against Yankees, including 8-for-18 (.444) at Yankee Stadium.

**O's All-Time:** One of only 8 players to have appeared in 1,000 games for the Orioles. Ranks 8th in games (1,055), hits (942) and at bats (3,621). . . Is tied for 7th in doubles (186) with Dave Johnson and is 10th in runs (423). . . Only Johnson has played more games at 2nd base for the O's than Dauer (944 to 892).

**Miscellaneous:** Bruised left shoulder against Boston June 19 and missed 5 games (Aug. 9-14). . . Missed 3 games in late May to be with wife, Chris, for birth of their 2nd daughter.

**FIELDING**

**2nd Base:** His .980 fielding average (11 e, 561 tc) was the lowest of his career (ranked 7th, tied with Damaso Garcia). . . Committed 9 miscues before all-star break and only 2 thereafter. . . Went 31 games without a boot between Aug. 3 and Sep. 16.

His career .987 percentage (54 e, 4,211 tc) is substantially higher than the existing major league record of .984, held jointly by Nellie Fox and former Pirate Dave Cash. However, a minimum of 1,000 games at the position is required to be eligible and Rich is currently at 892.

Ranked 1st in '81 (.989), 2nd in '82 (.987) and 4th in '83 (.988) among A.L. 2nd basemen.

Played 76 consecutive errorless games at 2nd (400 tc) from July 12, '80 until Apr. 25, '81. . . That was 2nd longest streak of career (see "Fielding Records" below).

**RICH DAUER (Cont.)**

**3rd Base:** Played only 3 games at 3rd base in '84, a career low ... Has appeared in 225 games at hot corner for O's including a high of 61 in '82 ... Career pct. there is .964 (17 e, 470 tc).

**Fielding Records:** Holds 2 A.L. one season records for 2nd basemen, both set in '78 (Apr. 10 to Sep. 30); (1) 86 consecutive errorless games, and (2) 425 consecutive errorless chances.

At the time both were major league records, but they were eclipsed by Phillies **Manny Trillo** in '82 (89 games and 479 chances without error). Until he threw a ball away in the final game of '78, he hadn't made a 2nd base error all season.

**Rich's** errorless chance record broke the existing major league standard set by the late **Ken Hubbs** (Cubs) in '62 (418). Ironically, **Hubbs** who was killed in a crash of a plane he was piloting in Feb. '64 was from **Rich's** hometown of Colton, Ca.

Despite his nearly perfect season defensively at 2nd in '78 (.998), **Rich** did not qualify for fielding percentage leadership because he played too few games (87 played, 108 required).

**PREVIOUS CAREER HIGHLIGHTS**

**1983:** Despite fast finish, hit for lowest career average (.235) ... Went 1-for-25 in first 7 post-season games, then exploded in 4th game of World Series at Philadelphia, and went 3-for-4 with 3 rbi in the O's 5-4 win.

**1982:** Set career highs for games (158), at bats (558), runs (75), triples (2), and walks (50) while leading O's with 11 sacrifice hits ... Played almost exclusively at 2nd base until early July, then alternated between 2nd (vs. righthanders) and 3rd (vs. lefthanders) the rest of the season ... That change was a result of **Cal Ripken's** moving from 3rd to shortstop.

**1981:** Led the Orioles in doubles and topped A.L. 2nd basemen in fielding ... Was batting .284 thru Aug. 28 but hit just .226 the rest of the way.

**1980:** Had best overall season ... Set personal highs in 7 offensive categories, including average (.284) and rbi (63), led A.L. in strikeout "in-frequency", and was 2nd among league's 2nd basemen in fielding percentage.

**1979:** Tied **Eddie Murray** for the club lead with 14 game-winning rbi and set a career high with 9 homers ... Drew 4 of his 36 walks in one game, vs. Oakland on May 8 at Baltimore.

**1978:** Became a full-time regular on June 12, 1st as a 3rd base substitute for the injured **Doug DeCinces**, then when **Doug** returned, as starting 2nd baseman.

**1976-77:** Came up to O's 1st time in Sep. '76 and went 4-for-39 in 11 games. Then in '77, started as regular at 2nd, but went 0-for-26 until May 13 and was only 1-for-41 thru May 31 ... At that point his major league career average was .063 (5-for-80). Also had 0-for-25 string at Memorial Stadium (including 0-for-5 in '76) before getting his 1st hit at home on June 11, '77 (off Chicago's **Ken Brett**).

After 1-for-41 start, **Rich** batted .278 (73-for-263) the rest of '77 ... Recorded his 1st big league hit in his 1st at bat, on Sep. 11, '76, a single off Brewers' **Jim Colborn** at Milwaukee.

**Minor League Career:** Spent only 3 seasons in the minors after jumping directly from Univ. of Southern California campus to the "AA" Southern league in '74 after being signed by **Ray Poitevint** ... Had been selected 3 times previously in free agent draft by Oakland (twice) and Cleveland before chosen 1st by Baltimore in June '74.

Won International League batting title at Rochester in '76 (.336) ... Was also selected as league's "co-mvp" with **Mickey Klutts** of Syracuse and Toledo's **Joe Lis**, named to I.L. all-star team, and topped loop in hits (176).

**AMATEUR BACKGROUND**

He played two years at San Bernardino Valley College then transferred to Southern Cal.

**U.S.C.:** **Rich** played on two national championship teams ('73 & '74) at U.S.C. (they were fourth and fifth straight for Coach **Rod Dedeaux's** Trojans) ... While he was there, **Rich** played with **Roy Smalley**, **Fred Lynn**, **Steve Kemp** and **Pete Redfern** ... Senior year, he was a first team all-American and set NCAA one-season records in hits (108), rbi (92) and total bases (181). He also established U.S.C. stan-

dards for homers (15), doubles (24) and runs (70), and his rbi total shattered the old school record of 67 set by **Ron Fairly**. **Rich** was selected to the '74 College World Series all-tournament team.

**Colton High:** He played baseball and football at Colton ... He also participated in American Legion and Little, Pony and Colt League programs.

**PERSONAL**

**Rich** and his wife, the former **Chris King** of San Bernardino, were married Feb. 1, '75, and are the parents of 2 daughters, **Casey Lynn** (3/24/81) and **Kelsey Ann** (5/28/84) ... During the off-season, **Rich** plays a lot of racquetball, represents the ballclub as an after-dinner speaker, and is a key member of the Orioles basketball team.

**GEORGE EARL (STORM) DAVIS, JR.**


Born: Dec. 26, '61; 6'4"; 207; Bats, R; Throws, R; Position: P.

**Birthplace/Residence:** Born in Dallas, Texas ... Grew up in Jacksonville, Fla., and nearby Atlantic Beach ... Owns home in Cockeysville (Baltimore County).

**Contract Status:** Signed 2 year contract extending thru '86 season in Jan. '85.

**Tenure:** 2 years, 150 days.

**Signed Originally with:** Orioles.



YEAR CLUB	W-L	ERA	G	GS	CG	SHD	SV	IP	H	R	ER	BB	SO
1979 Bluefield-1	4-4	3.88	10	10	3	1	0	58	44	34	25	30	54
1980 Miami	9-12	3.52	25	25	7	0	0	151	157	85	59	55	90
1981 Charlotte	14-10	3.47	28	28	6	2	0	187	*215	86	72	65	119
1982 Rochester	2-1	3.71	4	4	0	0	0	26.2	25	13	11	7	27
Baltimore	8-4	3.49	29	8	1	0	0	100.2	96	40	39	28	67
1983 Baltimore	13-7	3.59	34	29	6	1	0	200.1	180	90	80	64	125
1984 Baltimore	14-9	3.12	35	31	10	2	1	225.0	205	86	78	71	105

M.L. Totals	35-20	3.37	98	68	17	3	1	526.0	481	216	197	163	297
-------------	-------	------	----	----	----	---	---	-------	-----	-----	-----	-----	-----

\* Led league  
1-Selected by Orioles organization in June '79 free agent draft (7th round, Baltimore's 6th pick, regular phase) ... Signed on 6/6/79 by Jack Sanford.

**League Championship Series Record**

YEAR CLUB, OPP.	W-L	ERA	G	GS	CG	SHD	SV	IP	H	R	ER	BB	SO
1983 Bal. vs. Chi.	0-0	0.00	1	1	0	0	0	6	5	0	0	2	2

**World Series Record**

YEAR CLUB, OPP.	W-L	ERA	G	GS	CG	SHD	SV	IP	H	R	ER	BB	SO
1983 Bal. vs. Phi.	1-0	5.40	1	1	0	0	0	5	6	3	3	1	3

**Low Hitters:** 3-Hitters—3, (June 2, '84 at Det.; May 4, '84 at Tex. and June 10, '83 at Bos.).

**Strikeout Highs:**—9, twice, (Aug. 26, '82 vs. Tor. at Bal. and July 18, '83 at Sea.); 8, twice, (the latest June 26, '83 vs. Det. at Bal.).

**Walk Highs:**—6, (Sep. 22, '84 vs Bos. at Bal.); 4, 8 Times (the latest Sep. 10, '84 at Mil.).

**Winning Streaks:**—6, (July 12 thru Aug. 6, '84); 4, twice, (the latest April 27 thru May 18 '84).

**Losing Streaks:**—3, twice, (the latest Aug. 11 thru 21, '84).

**Pitches:** Fastball, curve, slider, and change.

**THE 1984 SEASON**

In only his 2nd season as a full-time starter was 7th in A.L. with 3.12 era (225 ip, 78 er) and tied for 9th in complete games (10) ... Was 3rd on staff in wins (14), strikeouts (105) and innings.

Started 31 games and allowed 3 runs or less in 24 starts ... Allowed 2 runs or less in 14 of 1st 22 starts.

Led the majors with the lowest home run yield per innings pitched (one homer every 32.14 ip). (See below under "Home Runs.")

Though loser of 5 1-run games, moved into 4th place on O's all-time winning pct. list (min. 50 decisions) with .636 career mark (35-20).

**STORM DAVIS (Cont.)**

**Bullpen:** For 3rd straight season, began year as long reliever ... Did not allow a run in 3 games (11 ip, 6 h, 1 save) ... Entered starting rotation Apr. 15 at Cle. ... Made only one relief appearance thereafter (June 6 at Mil., lost, 3-2) ... Overall was 0-1 with 1.35 era (13.1 ip, 2 er) in 4 relief appearances and 14-8 with 3.23 era (211.2 ip, 76 er) as a starter in '84.

**Quick Start(er):** Over 1st 11 starts (thru June 2) was 6-1 with a 1.80 era (80 ip, 16 er) ... Allowed as many as 3 runs only twice ... At that point had era of 1.58 for season (91.1 ip, 16 er) ... Hurlled two 3-hit shutouts (2-0 at Tex. May 4 and 5-0 at Det. June 2 vs. Jack Morris) ... Won 1st 4 decisions before losing 3-2 at Oak. May 24.

**Thru All-Star Break:** From June 8 to the all-star break was 0-3 with a 6.11 era (28 ip, 46 h, 19 er) in 6 games (5 starts) ... Three straight losses tied career high ... Era rose to 2.64 (119.1 ip, 35 er).

**Win Streak:** Won 1st 6 starts of 2nd half (July 12\* thru Aug. 6) ... Compiled 1.85 era (48.2 ip, 10 er) with 4 complete games during streak ... Win streak set career high and matched Mike Boddicker for '84 club high. Began streak with 2-1 win over Chicago's Lamarr Hoyt on July 12\*.

String was snapped at Tor. Aug. 11 ... Took 2-1 lead into 9th but lost 3-2 on 2-run homer that inning by George Bell.

**Sub 3.00 ERA:** Was 2-5 with 5.21 era (57 ip, 33 er) in final 9 games bringing era from 2.41 to 3.12 ... Era rose over 3.00 for 1st time all season Sep. 22, after his next to last start, an 8-0 loss to Boston.

**Home Runs:** His major league low home run-to-innings ratio (1 homer every 32.14 innings—7 homers in 225 innings) bettered N.L. leader Dwight Gooden of Mets (1hr/31.14 innings, 7 homers in 218 innings) ... Did not allow a home run between blasts by Willie Alkens (then with K.C.) Aug. 30, '83 and Seattle's Ken Phelps May 28, '84 (111.2 inn.).

Only homer allowed at home in '84 came in his last inning of season, a 2-out 9th inning drive by New York's Don Baylor Sep. 26. That homer broke a string of 147 homer-less innings by Davis at Memorial Stadium. First since Cleveland's Andre Thornton homered August 8, '83.

Yielded only 2 homers in 1st 166.1 innings, but 5 in final 58.2 innings.

In 526 career innings has allowed 29 homers (1 every 18.13 innings) ... Has permitted only 11 in 266.1 innings (1 every 24.21 innings) at Memorial Stadium ... Has yet to give up home runs to Milwaukee (45.2 ip) and Texas (53 ip) ... Detroit has hit the most off him (7).

**Close Games:** Of his 23 decisions, 14 were decided by 2 runs or less (he was 8-6) and 9 were 1-run games (he was 4-5) ... Of his 31 starts, 21 were decided by 2 runs or less and 13 were 1-run games ... Lost 4 games by 3-2 scores ...

Five times (4 2-1 leads and one 3-2 lead) he took leads into the 7th inning and failed to win (3 losses, 2 no decisions).

**By Month:** Apr.: 1-0, 1.64, 7 g ... May: 4-1, 1.84, 6 g ... June: 1-3, 4.62, 7 g ... July: 4-0, 2.05, 4 g ... Aug.: 2-3, 4.19, 6 g ... Sep.: 2-2, 4.46, 5 g.

**Vs. Opponents:** Beat Texas 3 times in '84 giving him 4-0 lifetime record with 1.70 (53 ip, 10 er) ... Also undefeated vs. White Sox (1-0, 2.33 era, 27 ip, 7 er) ... Owns losing record against only 2 clubs: Yankees (1-3, 4.11 era, 35 ip, 16 er) and Red Sox (1-4, 6.47 era, 32 ip, 23 er).

**Vs. Royals:** Has won 3 straight over K.C., all on road ... Has been O's most effective pitcher at troublesome Royals Stadium ... Is 3-0 with 3.19 era (36.2 ip, 13 er) in 6 career games at K.C. ... During that time rest of O's staff is 3-12 with 4.53 era (117.1 ip, 59 er).

**PREVIOUS CAREER**

**Lifetime:** Has started 68 games, completed 17, with a 32-17 record and 3.54 era (442 ip, 17 er) ... Career relief stats are 3-3 with 2.46 era (84 ip, 23 er) in 36 appearances.

All 3 career shutouts are 3-hitters on the road (Boston, Texas, Detroit) ... Is 20-7 lifetime in enemy ballparks.

**1983:** Led O's with 125 strikeouts, 2nd on club in innings pitched (200.1) and starts (29), 3rd in wins (13) and complete games (6) ... Despite some arm and neck problems late in season, won division-clinching game 5-1 at Mil. Sep. 25.

Started game #4 vs. White Sox in ALCS at Comiskey Park and blanked Chicago on 5 hits in 6 innings ... O's eventually won 3-0 in 10 innings to capture A.L. pennant ... Also started game #4 of World Series

vs. Phillies ... Credited with 5-4 win after allowing 6 hits and 3 runs in 5 innings.

Became 7th pitcher in O's history to lose a no-hitter in the 9th inning, broken by Rich Leach ... With help from Tippy Martinez, finished with combined 2-hit, 3-1 win over Detroit June 26.

**1982:** Was used as long reliever and spot starter in rookie season after being recalled from Rochester for good on May 15 ... Was 5-2 in 8 starts with his best effort being a 6-hit, 7-1 triumph over Mil. on Oct. 1\*, his 1st major league complete game ... Made major league debut on April 29, at age 20 years, 4 months ... Youngest Oriole to appear in a major league game since Mike Adamson (19 yrs, 9 mos.) in July '67 ... Won 5 of last 6 decisions after Aug. 25.

**Pro Career:** Pitched only 4 games at triple-A level, those coming at Rochester in '82 ... Finished 2nd in the Southern League in wins (14) and tied for 3rd in starts (28) at Charlotte in '80 ... Also topped Charlotte in innings (187) and strikeouts (119).

In '80 paced Miami (51-85) in wins (9) and strikeouts (90) ... In '79, led Bluefield in strikeouts (54 in 58 innings) and starts (10).

**Amateur Career:** Was 42-3 in 3 seasons at University Christian High School (graduated '79) ... Struck out 496 batters in 278 innings and had a 0.45 era ... Earned all-conference, all-region, and team "mvp" honors in all 3 seasons and was all-state as junior and senior ... Played 1st base when not pitching ... Also starred in football and basketball. Played Little League baseball.

**Nickname:** His nickname, "Storm" originated before he was born ... While Mrs. Davis was pregnant with him, she was reading a book about a character named Dr. Storm ... She wanted her son to have the same qualities as the character possessed, thus the nickname.

**Personal:** His father, George, Sr., now head football and baseball coach at Temple Christian Academy, coached Storm from age 6 thru high school ... His mother is a radio talk show hostess in Jacksonville.

Is actively involved with the Fellowship of Christian Athletes ... Competed in the Superstars competition at Key Biscayne in late January '83 ... He and his wife, Angle (Angeline Leonara Gay) were married Sep. 6, '80.

**JOHN RIKARD (RICK) DEMPSEY**


Born: Sep. 13, '49; 6'0"; 184; Bats, R; Throws, R; Position: C.

**Birthplace/Residence:** Born in Fayetteville, Tenn. ... Grew up in Southern Cal. ... Now lives in Agoura, Cal.

**Contract Status:** Signed five year contract in Sep. '78 extending thru '83 season., signed three-year extension (with option for a 4th season) extending thru '86 on Apr. 7, '83.

**Tenure:** 12 years, 13 days.

**Signed Originally with:** Minnesota.



YEAR CLUB	AVG.	G	AB	R	H	2B	3B	HR	RBI	BB	SO	SB	CS	HP
1967 Sarasota-1	.206	40	102	9	21	4	3	0	9	7	12	1	2	0
1968 Wisc. Rapids	.229	11	35	12	8	2	0	1	6	1	7	0	0	0
Auburn	.293	73	270	48	79	10	7	7	61	23	39	3	0	1
1969 Wisc. Rapids	.364	50	151	35	55	11	2	6	31	25	12	7	1	1
Minnesota	.500	5	6	1	3	1	0	0	0	1	0	0	0	0
1970 Charlotte	.245	105	351	28	86	20	6	4	42	35	66	4	1	1
Minnesota	.000	5	7	1	0	0	0	0	0	1	0	0	0	0
1971 Charlotte	.243	105	338	39	82	16	2	8	47	42	28	3	1	1
Minnesota	.308	6	13	2	4	1	0	0	0	1	1	0	0	0
1972 Minnesota	.200	25	40	0	8	1	0	0	0	6	8	0	0	0
Tacoma-2	.236	48	161	13	38	6	2	3	18	12	27	2	1	1
1973 Syracuse	.248	122	387	53	95	14	4	6	47	55	43	11	4	1
New York (AL)	.182	6	11	0	2	0	0	0	0	1	3	0	0	0
1974 New York (AL)	.239	43	109	12	26	3	0	2	12	8	7	1	0	0
1975 New York (AL)	.262	71	145	18	38	8	0	1	11	21	15	0	0	0
1976 N.Y. (AL) Balto.-3	.194	80	216	12	42	2	0	0	12	18	21	1	1	2
1977 Baltimore	.226	91	270	27	61	7	4	3	34	34	34	2	3	2
1978 Baltimore	.259	136	441	41	114	25	0	6	32	48	54	7	3	0
1979 Baltimore	.239	124	368	48	88	23	0	6	41	38	37	0	1	0
1980 Baltimore	.262	119	362	51	95	26	3	9	40	36	45	3	1	3
1981 Baltimore	.215	92	251	24	54	10	1	6	15	32	36	0	1	1
1982 Baltimore	.256	125	344	35	88	15	1	5	36	46	37	0	3	0
1983 Baltimore	.231	128	347	33	80	16	2	4	32	40	54	1	1	3
1984 Baltimore	.230	109	330	37	76	11	0	11	34	40	58	1	2	1

M.L. Totals .239 1165 3260 342 779 149 11 53 299 371 410 16 16 12

## RICK DEMPSEY (Cont.)

GWRBI: '79-3; '80-2; '81-3; '82-7; '83-1; '84-3. Total: 19.

1—Selected by Minnesota organization in June '67 free agent draft (12th round, regular phase) . . . Signed on 6/6/67.

2—Acquired by New York Yankees from Minnesota Twins in deal for outfielder Danny Walton on 10/27/72. Assigned to Syracuse.

3—Acquired by Orioles from New York Yankees with pitchers Rudy May, Tippy Martinez, Dave Pagan and Scott McGregor (assigned from Syracuse to Rochester) in deal for pitchers Ken Holtzman, Doyle Alexander and Grant Jackson and catcher Elrod Hendricks on 6/15/76 . . . At same time pitcher Jimmy Freeman was assigned outright from Rochester to Syracuse.

### League Championship Series Record

YEAR CLUB, OPP.	AVG.	G	AB	R	H	2B	3B	HR	RBI	BB	SO	SB	CS	HP
1979 Bal. vs. Cal.	.400	3	10	3	4	2	0	0	2	1	0	1	0	0
1983 Bal. vs. Chi.	.167	4	12	1	2	0	0	0	0	1	1	0	0	0
L.C.S. Totals	.273	7	22	4	6	2	0	0	2	2	1	1	0	0

### World Series Record

YEAR CLUB, OPP.	AVG.	G	AB	R	H	2B	3B	HR	RBI	BB	SO	SB	CS	HP
1979 Bal. vs. Pit.	.286	7	21	3	6	2	0	0	0	1	3	0	0	0
1983 Bal. vs. Phi.	.385	5	13	3	5	4	0	1	2	2	2	0	0	0
W.S. Totals	.324	12	34	6	11	6	0	1	2	3	5	0	0	0

Career Highs, Game: (all set with O's) Runs—3, 3 times (latest June 8, '80 at Cal.); Hits—4, twice, (June 2 and Aug. 15, '78, both at Sea); Home Runs—2, (Aug. 19, '84 vs. Cal. at Bal. and Apr. 29, '80 vs. N.Y. at Bal.); RBI—5, (July 16, '80 at Mil.), 4, (Sep. 9 '79 at Bos.).

Hitting Streaks:—9, twice, (July 1 thru 16, '80 and Aug. 16 thru 27, '81).

Grand Slams:—1, (see page 13).

### 1984 SEASON SUMMARY

An injury to his right shoulder sustained in spring training persisted throughout the season and prevented Rick from doing effectively what he does best—throw. His ratio of caught stealings to stolen bases was the lowest of his career (.253, 18 cs, 53 sb).

Also struggled much of the early season at the plate, but rallied in the 2nd half and from July 13th to the end of the season (53 games) hit at a very respectable .262 clip (172-45) to raise his average from .196 to a final .203.

Another positive was a career high of 11 home runs, 8 of them in his last 35 games (starting Aug. 17).

Committed only 4 errors in 500 chances for a .992 pct, 4th best among qualifiers . . . Was charged with only 4 passed balls (see "Catching" below).

**By Month:** Apr.—.262 (11-42), 1 hr, 4 rbi, 16 g; May—.188 (9-48), 1 hr, 4 rbi, 16 g; June—.185 (10-54) 0 hr, 5 rbi, 18 g; July—.265 (13-49), 1 hr, 5 rbi; Aug.—.216 (16-74), 4 hr, 6 rbi, 22 g; Sep.—.270 (17-63), 4 hr, 10 rbi, 21 g.

**Shoulder Injury:** Was hit twice in shoulder with foul tips during spring training . . . Continued to play with injury and apparently aggravated it while altering throwing motion to compensate for pain . . . Expects a winter of rest to cure the ailment . . . Also missed 3 games with an injury to right index finger in June.

**Miscellaneous:** Had 8 game batting streak, one shy of his career high, from Apr. 23 thru May 9 (raised average from .143 to .224 in that span) . . . Batted .200 before all-star break and .257 after. Starting '76 the year he joined the O's, Rick has hit .225 (1563-351) in 1st half and .254 (1366-347) after break.

Played in 11 of O's 14 games on Japan tour . . . Hit 2 homers . . . It was his 2nd Japan junket . . . Accompanied major league all-stars in '79 post season along with Earl Weaver, Ken Singleton and Dennis Martinez . . . Has now spent all or part of 16 straight years in the A.L. ('69 thru '84).

### 1984 AND CAREER HIGHLIGHTS

**Catching:** Has caught 970 games for O's, a club record . . . Broke Gus Triandos' mark (784) in '83.

Has a .989 fielding percentage since joining O's in mid-'76 (53 errors, 488 assists, and 4922 total chances . . . Has led majors fielding twice: '81-.998 (only one error in abbreviated season) and '83—.997 (only 2 errors and 1 passed ball).

Has committed only 12 errors in last 4 seasons . . . Played 97 consecutive games without error in '83 over a period of nearly 4½ months (from May 18 thru Sep. 29) . . . Had a 57 errorless game string in '81 . . . Led A.L. in catcher assists (81) in '79.

**Eraser Rate:** Despite .253 pct. against base-stealers in '84, has an Orioles career percentage of .410 (sb-385, cs-267) . . . For comparisons sake the average of all A.L. catchers vs. the stolen base since Rick joined O's is .359 (sb-12, 275, cs-7, 137) . . . Has also picked 18 runners off base.

In post-season play he has tossed out 6 of 11 base-stealers.

Threw out first 9 base-stealers to run against him in '82 and in spring training that year nailed 10 in a row at one stretch . . . Is only catcher ever to nip Julio Cruz stealing twice in a game (Sep. 1, '82) with Steve Stone pitching.

Erased 4 Angels in one game on May 12, '77 at Anaheim (Bobby Grich, Gil Flores, Jerry Remy and Don Baylor) and has gunned down 3 in a game on 7 occasions (most recently July 8, '83 vs. Seattle—Spike Owen twice and Dave Henderson).

**Post-Season:** Has career post-season average of .304 (17-56) in 19 games (7 ALCS & 12 WS) . . . Has appeared in 19 of O's 20 post-season games during his tenure in Baltimore.

Was unanimous '83 WS "mvp" . . . His 5 hits were all for extra bases (4 doubles and a homer), a 5-game WS record, and he batted .385 (5-for-13) . . . Was awarded a Pontiac Trans Am from SPORT Magazine.

Had gwrbi double off Charlie Hudson in game #2, contributed 2 doubles in #3, then homered (off Hudson again) and doubled in decisive game #5. Also threw out Joe Morgan twice in 3 tries trying to steal (no other Phillie attempted to run) . . . Started all 5 games (also started all 4 ALCS games in '83).

Batted .400 (4-for-10) vs. Angels in 4 game '79 ALCS.

**Vs. Opponents:** Batted .423 (11-26) vs. the Royals in '84 . . . Hit 4 of his 11 homers against the Angels, including 2 in one game on Aug. 19 off Bruce Kison and Curt Kaufman . . . It was his 2nd career 2-homer game.

His highest career average is .297 (65-219) against Minnesota and his home run high is 7 vs. Boston and California.

### PREVIOUS ORIOLES CAREER HIGHLIGHTS BY YEAR

**1983:** Set O's record for most games caught lifetime (see "Catching" above) . . . Led A.L. catchers in fielding (.997) for 2nd time in 3 years and committed only one passed ball . . . Was WS "mvp" (see above under post-season).

**1982:** Hit .304 (48-158) after all-star break and .323 (21-65) during the O's stretch run in Sep.-Oct. Went 2-for-3 in climactic Oct. 3 finale against the Brewers . . . Experimented with switch-hitting in the Fla. Instructional League, spring training and early in regular season, but gave it up in early May after going 2-for-13 (hits off Dennis Leonard and Angel Moreno).

**1981:** Led A.L. catchers in fielding pct. at .998 (1 error) but compiled his lowest average as an Oriole (.215).

**1980:** Batted .293 (56-for-192) from July 1 thru end of year (66 games) to wind up at .262, matching his best previous average ('75 with Yankees) . . . Set career highs in hr (9, exceeded in '84), 2bh (26) and rbi (51).

O's catching combo of Dempsey and Dan Graham contributed 93 rbi (while catching only). It was 2nd highest combined total in club history at that position behind: '73-103 (Earl Williams-65, Andy Etchebarren-23 and Ellie Hendricks-15).

Rick, Graham and Dave Skaggs amassed 90 assists to tie Texas catchers for league lead . . . Played 6 games in outfield and 2 at 1b.

**1979:** Led A.L. catchers in assists (81) . . . Was batting .278 in mid-June, then tailed off to a final .239.

**1978:** Batted .293 from June 23rd to end of year . . . Was batting only .209 thru June 22, but finished at .259 . . . Had 2 4-hit days at Kingdome . . . Went 3-for-4 with a home run on Aug. 30 off Ron Guidry who was 25-3 with a 1.74 era that year.

**1977:** Became major league regular for 1st time and caught in 79 of O's 1st 83 games thru July 8 . . . That night he was hit by a Don Gullett pitch which broke a bone in his left index finger. Came off the disabled list Aug. 21 (Brooks Robinson went on voluntarily retired list to accommodate his return), but caught in only 12 more games the rest of the way.

**1976:** After joining O's in mid-June, shared catching duties with Dave Duncan . . . Played 3 games in outfield . . . Batted .213 (37-for-174) for the O's and .119 (5-for-42) for the Yankees.

**RICK DEMPSEY (Cont.)**

**YANKEES AND TWINS**

**Yankees:** Spent 1st year in NY organization ('73) at Syracuse, but was called up to Yanks in Sep., and remained with them until trade to O's. In '76, he started 21 games behind plate as backup to Thurman Munson.

**Twins:** Recalled by Twins in Sep. for 3 straight years ('69 thru '71) then started '72 in Minnesota before being assigned to Tacoma (PCL).

Was chosen by Twins in 14th round of June '67 draft and was signed by former Phila. A's pitcher **Jesse Flores** . . . Was 2 time all-star selection in Southern League while playing for Charlotte, then a Minnesota farm club ('70-'71) . . . Was "mvp" in N.Y.-Penn League in '68.

**PERSONAL**

Attended Crespi High School in Encino, CA . . . His 28-year old brother, **Pat**, also a catcher, is an 8-year pro who played in O's organization in '83 (Charlotte and Rochester) and spent most of last season with Nashville (Yankees) in AA Southern League . . . Pat was Oakland's #2 pick in Jan. '77 draft . . . **Rick's** sister, **Cherie**, is a professional golfer.

His father, **George T. Dempsey**, played in Broadway production of "Song of Norway" after WWII . . . **Rick** is something of an actor himself . . . Last July he read "Casey at the Bat," accompanied by the Baltimore Symphony Orchestra, in a "Harborlights Concert" Series production.

He also has done his own "Baseball Soliloquy in Pantomime" during rain delays in Fenway Park twice (a **Babe Ruth** impersonation) and Milwaukee (**Robin Yount** parody).

He and his wife, the former **Johanna (Joanni) DeMatteo**, were married Feb. 1, '69 . . . They have 2 sons: **John** (8/18/71) and **Christian Matthew** (3/1/78) . . . The **Dempseys** own homes in Agoura, CA and Timonium, MD and splits off-seasons between the two locales . . . Participated in ABC's "Superstars" competition on Key Biscayne, FL in Jan. 82.

**KENNETH (KENNY) JOHN DIXON**

Born: Oct. 17, '60; 5'11"; 166; Bats, R-L; Throws, R; Position: P.

**Birthplace/Residence:** Born, raised and still lives in Monroe, Virginia, south of Lynchburg . . .

**Contract Status:** Signed thru '85.

**Tenure:** 14 Days

**Signed Originally with:** Orioles.



YEAR CLUB	W-L	ERA	G	GS	CG	SHO	SV	IP	H	R	ER	BB	SO
1980 Bluefield-1	4-5	4.62	13	13	3	1	0	78	69	46	40	*48	62
1981 Miami Bluefield	1-8	4.35	11	11	3	0	0	60	57	41	29	42	40
Hagerstown	2-1	6.00	3	3	1	0	0	18	23	12	12	11	22
1982 Hagerstown	3-5	2.91	9	9	5	1	0	65	44	25	21	30	73
Charlotte	7-8	4.61	15	15	5	2	0	97.2	97	59	50	50	71
1983 Charlotte	3-8	4.58	13	12	3	1	0	76.2	72	44	39	42	61
Rochester	8-7	3.95	20	20	6	2	0	130	123	64	57	70	73
1984 Charlotte	3-6	4.48	11	11	1	0	0	64.1	65	41	32	23	34
Baltimore	16-8	2.85	31	29	20	2	1	240.0	198	92	76	78	210
Pro. Totals	0-1	4.15	2	2	0	0	0	13.0	14	6	6	4	8

\* Led league

1—Selected by Orioles organization in June '80 free agent draft (3rd round, regular phase) . . . Signed by Dick Bowie on 6/5/80.

**Pitches:** Fastball, curve, slider, change-up.

**Baltimore:** Called up from Charlotte on Sep. 17 and made 2 impressive starts, both against Boston . . . Made major league debut vs. Red Sox at Memorial Stadium on Sep. 22 (7 ip, 7 h, 3 r, 3 er, 3 k's, 4 bb's) . . . Lost 4-2 decision . . . Yielded 2-run homer to **Tony Armas** . . . Pitched 5 days later at Fenway Park (7 ip, 7 h, 3 r, 3 er, 5 k's, 0 bb's) . . . Had 3-hit shutout after 6 innings . . . Received no decision in eventual 4-3 loss.

**Charlotte:** Helped Charlotte to Southern League Championship . . . Set league records with 20 complete games and 240 innings pitched . . . Led league in strikeouts (210) and tied for league lead in wins (16) . . . Was 3rd in era (2.85) . . . Named league's top hurler . . . Struck out 9 or more batters 9 times . . .

Won 5 straight from Apr. 26 thru May 21 and had string of 49 innings in which he didn't allow an earned run . . . Pitched consecutive shutouts vs. Greenville (3-hits, 12 k's) and Memphis (2-hits, 7 K's) . . . Had win streak stopped in 2-1, 10-inning loss to Jacksonville . . . 2 starts later lost a 1-hit shutout in the 9th on a solo homer and took no decision in eventual 2-1 loss . . . Won 8 of 9 decisions beginning July 1 . . .

Won six straight from July 16 to August 13 . . . Beat Knoxville, 7-4, in Southern League Championship series . . . Southern League managers voted his curve ball the best in the circuit.

**Japan:** Pitched 8.2 innings with a 4.15 era in 2 starts during O's tour of Japan last fall, was 0-0.

**'83 Season:** Combined stats at Charlotte/Rochester were W-11, L-13, era-4.13, ip-194, h-188, er-89, bb-96, so-107, gs-31, cg-7.

Won 5 straight in 6 starts for Charlotte from May 8 thru June 1, including 2 straight shutouts and was 7-3 at that point . . . Dropped 4 of his last 5 decisions with Charlotte and wound up going 4-10 the rest of the year . . .

Won 1st 2 starts for Rochester, after being assigned there in July . . . Used primarily in relief in Florida Instructional League.

**Amateur Background:** Earned all-Virginia honors in 3 sports at Amherst High . . . Graduated '80 . . . Played baseball, basketball and football . . . Senior year he gained 1585 yards rushing . . . Captained both the football and basketball squads . . .

Had a 35-6 career record . . . Pitched and won the state championship title games as a junior and senior . . . Played outfield or shortstop when not pitching . . . Credits much of his high school success to coach **Jim Procopio** . . . Offered a football scholarship to Virginia Tech.

Played in Little League, Babe Ruth and American Legion programs.

**Personal:** Has 6 brothers . . . Hobbies include writing, playing basketball and drums . . . Single.

**JAMES (JIM) EDWARD DWYER**


Born: Jan. 3, '50; 5'10"; 175; Bats, L; Throws, L; Position: OF-1B.

**Birthplace/Residence:** Born in Evergreen Park, Ill. . . Raised in nearby Chicago . . . Now lives in Tinley Park, Ill. (southwest of Chicago).

**Contract Status:** Signed two-year contract extending thru '85 season on Jan. 20, '84.

**Tenure:** 10 years, 15 days.

**Signed Originally with:** St. Louis.



YEAR CLUB	AVG.	G	AB	R	H	2B	3B	HR	RBI	BB	SO	SB	CS	HP
1971 Cedar Rapids-1	.313	58	201	30	63	6	6	2	15	28	20	3	3	1
1972 Modesto	.325	92	354	87	115	15	*13	9	45	57	53	21	5	6
Arkansas	.253	44	162	16	41	1	0	2	14	16	23	4	5	0
1973 Tulsa	*.387	87	349	63	135	22	8	1	40	52	53	7	2	4
St. Louis	.193	28	57	7	11	1	1	0	0	1	5	0	0	0
1974 Tulsa	.336	36	119	20	40	7	2	1	15	29	10	1	1	0
St. Louis	.279	74	86	13	24	1	0	2	11	11	16	0	0	1
1975 Tulsa	.404	33	109	17	44	8	2	1	17	16	15	1	5	1
St. L.-MIL.-2	.272	81	206	26	56	8	1	3	21	27	36	4	1	0
1976 MIL.-N.Y. (NL)-3	.181	61	105	9	19	3	1	0	5	13	11	0	0	0
Tidewater-4	.192	8	26	0	5	1	0	0	1	4	4	0	0	0
1977 Wichita-5	*.332	130	464	*113	*154	*38	12	18	70	108	40	28	13	6
St. Louis	.226	13	31	3	7	1	0	0	2	4	5	0	0	2
1978 St. L.-S.F.-6-7	.223	107	238	30	53	12	2	6	26	37	32	7	0	1
1979 Boston	.265	76	113	19	30	7	0	2	14	17	9	3	1	1
1980 Boston-8	.285	93	260	41	74	11	1	9	38	28	23	3	2	2
1981 Baltimore	.224	68	134	16	30	0	1	3	10	20	19	0	0	0
1982 Baltimore	.304	71	148	28	45	4	3	6	15	27	24	2	0	0
1983 Baltimore	.286	100	196	37	56	17	1	8	38	31	29	1	1	0
1984 Baltimore	.255	76	161	22	41	9	1	2	21	23	24	0	2	0
A.L. Totals	.273	484	1012	163	276	48	7	30	136	146	128	9	8	0
N.L. Totals	.235	364	723	88	170	26	5	11	65	93	105	11	1	4
M.L. Totals	.257	848	1735	251	446	74	12	41	201	239	233	20	9	4

\* Led league.

GWRBI: '79-4; '80-7; '81-2; '82-2; '83-6; '84-4. Total: 25.

**JIM DWYER (Cont.)**

- 1—Selected by St. Louis organization in June '71 free agent draft (11th round, regular phase) . . . Signed on 6/8/71.
- 2—Acquired by Montreal Expos from St. Louis Cardinals in deal for infielder Larry Lintz on 7/25/75.
- 3—Acquired by New York Mets with outfielder Pepe Mangual in deal for outfielder Del Unser and infielder Wayne Garrett on 7/21/76.
- 4—In three-club deal, Chicago Cubs traded outfielder-first baseman Pete LaCock to Kansas City Royals; the New York Mets sent outfielder Jim Dwyer from Tidewater to Wichita (Cubs' affiliate); and Mets received a player to be named later on 12/8/76 . . . Royals sent outfielder Sheldon Mallory to Tidewater to complete deal on 12/13/76.
- 5—Released by Chicago Cubs on 9/7/77 . . . Signed by St. Louis Cardinals as a free agent on 9/13/77.
- 6—Acquired by San Francisco Giants from St. Louis Cardinals on 6/15/78, completing deal in which Cardinals acquired pitcher Frank Riccelli on 10/25/77.
- 7—Acquired by Boston Red Sox from San Francisco Giants for a player to be named later on 3/15/79 . . . Deal settled with cash on 1/15/80.
- 8—Played out option with Boston Red Sox and signed three-year contract (re-entry system) with Orioles on 12/23/80.

**League Championship Series Record**

YEAR CLUB, OPP.	AVG.	G	AB	R	H	2B	3B	HR	RBI	BB	SO	SB	CS	HP
1983 Bal. vs. Chi.	.250	2	4	1	1	1	0	0	0	1	0	0	0	0

**World Series Record**

YEAR, CLUB, OPP.	AVG.	G	AB	R	H	2B	3B	HR	RBI	BB	SO	SB	CS	HP
1983 Bal. vs. Phi.	.375	2	8	3	3	1	0	1	1	0	0	0	0	0

**Career Highs, Game:** Runs—3, 3 times (all Bos.), (the latest Sep. 8, '80 at Cle.); Hits—4, (July 17, '83 vs. Cal. at Bal.); 3, 19 times, (8 Bos., 3 Mtl., 1 St.L., 7 Bal.); Home Runs—2, twice, (May 21, '80 at Tor. and Sep. 8, '80 at Cle.); RBI—4, twice, (May 21, '80 at Tor. and July 17, '83 vs. Cal. at Bal.); 3, 5 times, (1 Bos., 4 Bal.).

**Grand Slams:**—None.

**Hitting Streaks:**—13, (Sep. 21, '82 thru Apr. 20, '83); 8, (July 22 thru Aug. 5, '83).

**THE 1984 SEASON**

Bothered by knee problems beginning early June . . . Missed most of 2nd half of season after undergoing arthroscopic surgery on left knee to repair torn cartilage on July 19 . . . Activated Aug. 29, but played sparingly thereafter . . . Still played in a total of 76 games in rightfield and as pinch-hitter . . . Started 44, most during his Orioles' career . . . Was the O's 2nd most active pinch-hitter while batting .259 (7-for-27) with one homer and 5 rbi in 31 appearances.

**Before Surgery:** Was alternately hot and cold (had 1-for-22 slump at start & 1-for-30 in late May) during 1st half . . . Was batting .232 (138-32) thru 62 games at time of surgery.

**After Surgery:** Batted .391 (9-for-23) in 14 games after operation . . . Started 4 games in rightfield, one as designated hitter . . .

**Pinch-Hitting:** Second on team in pinch-hits to **Benny Ayala** (9) with 7 . . . Pinch-hit homer off Texas' **Danny Darwin** in 8th inning to tie game O's eventually won, 4-3 in 11 innings on April 27 . . . Ranks 5th on all-time O's list with 4 pinch-hit home runs . . . Had 3 straight pinch-hit doubles in Minnesota on July 2, 3 and 4.

**Japan:** Played in 11 games during O's fall tour of Japan and hit .300 (20-6).

**Vs. Opponents:** Hit safely in all 5 games he played vs. Texas and was 8-for-12 (.667) . . . Also clobbered Yankees' pitching at .556 clip (5-for-9) . . . Went 6-for-15 (.400) vs. Milwaukee to raise lifetime average against Brewers to .333 (28-for-84) . . . Had best day of season vs. Brewers with 3-for-3, 2 rbi effort on Sep. 16 at Milwaukee.

**By Month:** Apr.—.172 (5-for-29), 14 g . . . May—.218 (12-for-55), 20 g . . . June—.300 (12-for-40), 17 g . . . July—.214 (3-for-14), 11 g . . . Aug.—.000 (0-for-0), 0 g . . . Sep.—.391 (9-for-23), 14 g.

**Miscellaneous:** Batted .286 (2-for-7) vs. lefthanded pitching and .253 (39-for-154) vs. righthanders . . . Misplayed single by Cleveland's **Brett Butler** in 9th inning at Baltimore allowing 2 runs to score, but threw **Butler** out at plate trying to score on fly for final out to preserve 6-5 win on April 15.

**PREVIOUS CAREER HIGHLIGHTS**

**1983:** Appeared in 100 games, most in 4 seasons with O's . . . Set career-highs for doubles (17) and walks (31) while matching his best for rbi (38) His 8 homers were 2nd to the 9 he hit in '80 . . . Was the club's busiest pinch-hitter batting .242 (8-for-33) with one home run and 9 rbi in 41 appearances.

Became the 18th player in world series history to homer in his 1st WS plate appearance when he took **John Denny** deep in the 1st inning

of game #1 vs. Philadelphia . . . Other start in WS came in game #4, he was 2-for-5 with 2 runs scored.

**1982:** Hit .300 for the 1st time in his career (.304) while compiling a .411 on-base percentage . . . Hit .383 (18-for-47) in his last 15 games of the year, including .550 (11-for-20) in the last 7.

Reached base safely a club record 13 consecutive times on 8 hits (7 singles & a double) and 5 walks from final appearance on Sep. 29 thru final appearance on Oct. 2 . . . Fell 3 shy of **Ted Williams'** major league mark of 16 in Sep. '57 (2 singles, 4 hr, 9 bb, 1 hp).

**1981:** Batted .271 (23-for-85) in the 1st half but just .143 (7-for-49) after play resumed in August . . . Gave **Dennis Martinez** a 1-0 win with "sudden death" homer in bottom of 9th off Detroit's **Dan Petry**, Sep. 23.

**Red Sox:** Set career highs in '80 in at bats (260), runs (41), hits (74), homers (9), and rbi (38) despite missing 27 games with injuries . . . Batted .538 (21-for-38) as a dh that year.

In '79 joined Boston in spring training and went on to be Red Sox' top pinch-hitter at .318 (7-for-12) with 5 rbi.

**National League:** Logged all or parts of 6 seasons in N.L. from '73 thru '78 with St. Louis, Montreal, New York, and San Francisco . . . Also did time in Cubs' organization but did not appear in a big league game for them.

**'78, St.L.-S.F.:** Started season with Cardinals but was traded to Giants June 15 after batting .215 in 34 games . . . Hit .225 with Giants in 73 games with 5 gwrb, 7 steals in 7 tries and 7 outfield assists.

**'77, Chi.-St.L.:** Acquired by Cubs in Dec. '76 and went to spring training as non-roster player . . . Spent entire season at Wichita (American Assoc.), won batting title (.332) and led circuit in runs (113), hits (154) and doubles (38) . . .

Despite that effort, Cubs released him in Sep. and he signed with St. Louis where he appeared in 13 games in the final month of the year.

**'76, Mtl.-N.Y. Mets:** Began year with Expos, but hit only .185 in 50 games and was traded to Mets July 21 . . . He was optioned to Tidewater Aug. 27, but recalled Sep. 6.

**'75, St.L.-Mtl.:** Hit .194 in 31 games for Cardinals before being optioned to Tulsa (American Assoc.) in mid-June . . . Was traded to Montreal July 25 and played in 60 of Expos' final 69 games, batting .286 with 3 homers and 20 rbi . . . Batted .478 for Expos during week of July 28 thru Aug. 3 to earn N.L. "player of the week" honors.

**'73-'74, St.L.:** Made major league debut with Cardinals June 10, '73 at Atlanta . . . His 1st hit was off **Jack Billingham** on June 13 . . . Returned to minors in late July.

Started '74 with Cards, was optioned to Tulsa in late April and called up again June 21 . . . Had 3 game winning hits as pinch-hitter that year.

**Minors:** Was signed for Cardinals by **Fred McAllister** . . . Had a career minor league average of .335 (597-for-1784) in 488 games including a .354 (378-for-1067) mark in 294 games at AAA level . . . Twice won batting crown in American Association: '73-.387, '77-.332 . . . Led California League in triples (13) in '72.

**Amateur Background:** Played 3 seasons at Southern Illinois University in Carbondale . . . Earned all-American and NCAA District-4 all-star honors in '70 and was SIU's "mvp" in '71 when he set school records for hits, doubles and triples . . . He and **Duane Kuiper** were teammates on the '71 club that went to College World Series finals.

Lettered in baseball at St. Lawrence of Tolentine High in Oaklawn, Ill. (graduated '68) . . . Selected as all-star in baseball '67 & '68 and basketball in '68.

**Personal:** Received degree in accounting from SIU in '73 . . . Is nephew of former Giants' minor league player **Don Dwyer** . . . Hobbies: golf and listening to music.

He and his wife, the former **Carol Ann Norton**, were married Feb. 18, '72, and are parents of 2 sons: **Ryan** (10/19/75) and **Everett** (4/24/80).

**ORIOLES RETIRED NUMBERS**

No.	Player	Year Retired	No.	Player	Year Retired
5	Brooks Robinson	1977	20	Frank Robinson	1971
			4	Earl Weaver (Mgr.)	1982

## MICHAEL (MIKE) KENDALL FLANAGAN


Born: Dec. 16, '51; 6'0"; 195; Bats, L; Throws, L; Position: P.

**Birthplace/Residence:** Born and raised in Manchester, N.H. ... Now lives in Cockeysville, Baltimore County and Amherst, N.H.

**Contract Status:** Signed five-year contract (with option for a 6th year) extending thru '86 season on Feb. 19, '82.

**Tenure:** 8 years, 170 days.

**Signed Originally with:** Orioles.



YEAR CLUB	W-L	ERA	G	GS	CG	SHO	SV	IP	H	R	ER	BB	SO
1973 Miami-1	4-1	2.21	11	10	2	1	0	61	39	21	15	25	61
1974 Miami	6-6	2.10	14	14	6	1	0	103	67	32	24	48	119
Asheville	6-4	1.82	11	11	7	*3	0	84	61	19	17	18	62
1975 Rochester	13-4	2.50	27	25	11	4	0	173	155	58	48	56	135
Baltimore	0-1	2.70	2	1	0	0	0	10	9	4	3	6	7
1976 Rochester	6-1	2.12	7	7	6	1	0	51	40	16	12	14	24
Baltimore	3-5	4.13	20	10	4	0	0	85	83	41	39	33	56
1977 Baltimore	15-10	3.64	36	33	15	2	1	235	235	100	95	70	149
1978 Baltimore	19-15	4.04	40	40	*17	2	0	281	271	128	126	87	167
1979 Baltimore	*23-9	3.08	39	38	16	*5	0	266	245	107	91	70	190
1980 Baltimore	16-13	4.12	37	37	12	2	0	251	*278	121	115	71	128
1981 Baltimore	9-6	4.19	20	20	3	2	0	116	108	55	54	37	72
1982 Baltimore	15-11	3.97	36	35	11	1	0	236	233	110	104	76	103
1983 Baltimore	12-4	3.30	20	20	3	1	0	125.1	135	53	46	31	50
1984 Baltimore	13-13	3.53	34	34	10	2	0	226.2	213	103	89	81	115

M.L. Totals 125-87 3.74 284 268 91 17 1 1831.2 1810 822 762 562 1037

\* Led league \* Tied for league lead  
 1—Selected by Orioles organization in June '73 free agent draft (7th round, regular phase) ... Signed on 6/13/73.

### League Championship Series Record

YEAR CLUB, OPP.	W-L	ERA	G	GS	CG	SHO	SV	IP	H	R	ER	BB	SO
1979 Bal. vs. Cal.	1-0	5.14	1	1	0	0	0	7	6	6	4	1	2
1983 Bal. vs. Chi.	1-0	1.80	1	1	0	0	0	5	5	1	1	0	1
L.C.S Totals	2-0	3.75	2	2	0	0	0	12	11	7	5	1	3

### World Series Record

YEAR CLUB, OPP.	W-L	ERA	G	GS	CG	SHO	SV	IP	H	R	ER	BB	SO
1979 Bal. vs. PR.	1-1	3.00	3	2	1	0	0	15	18	7	5	2	13
1983 Bal. vs. Phil.	0-0	4.50	1	1	0	0	0	4	6	2	2	1	1
W.S. Totals	1-1	3.32	4	3	1	0	0	19	24	9	7	3	14

### All Star Game Record

YEAR CLUB SITE	W-L	ERA	G	GS	CG	SHO	SV	IP	H	R	ER	BB	SO
1978 A.L. S.D.	(selected, did not appear)												

**Low Hitters:** 2-Hitter—1, (May 23, '78 vs. Det. at Bal.); 3-Hitters—11, (the latest July 7, '84 vs. K.C. at Bal. and July 14, '84 vs. Chi. at Bal.); 4-Hitters—6, (the latest Apr. 25, '81 vs. Bos. at Bal.).

**Strikeout Highs:**—13, twice, (Sep. 27, '77 vs. Det. at Bal. and June 30, '78 vs. Bos. at Bal.); 12, (Aug. 15, '79 vs. Chi. at Bal. 12 inn.).

**Walk Highs:**—8, (Sep. 19, '76 at Cle.); 7, twice (the latest Apr. 11, '82 vs. Bos. at Bal.).

**Winning Streaks:**—8, (Aug. 9 thru Sep. 13, '79); 7, (Aug. 17 thru Sep. 19, '82); 6—4 times, (the latest Apr. 6 thru May 11, '83 1st 6 decisions of season).

**Losing Streaks:**—5, (July 14 thru Aug. 4, '84).

**Pitches:** Fastball, curve, slider and change.

### 1985 INJURY

Tore left achilles tendon while playing basketball with O's team on Jan. 23. Underwent surgery next day. Doctors estimate he will be able to start running again in July.

### 1984 SEASON SUMMARY

Despite a .500 record (13-13) in '84, Mike maintained the distinction of never experiencing a losing full season in the majors during his 8

years as a regular starter (excluding his 2 partial campaigns in '75 and '76).

Was 8-5 thru June 28 then lost 6 of his next 7 decisions thru Aug. 4, including a career high 5 in a row (July 14 thru Aug. 4) ... After that was 4-2 in his final 10 starts.

**Vs. Detroit:** Was nearly invincible against the World Champion Tigers ... In 4 starts, Mike was 3-1, pitched 4 complete games in 4 starts and had an 0.51 era (35 ip, 25 h, 2 er).

Beat **Milt Wilcox**, 2-1, on June 3 at Detroit and **Juan Berenguer**, 4-0, June 9 at Baltimore (in successive starts) ... Then he lost to **Berenguer** on an unearned run, 1-0, at Detroit on Sep. 5 before downing him again, 3-1, Sep. 10 at Baltimore (also successive starts).

The Royals' **Brett Saberhagen** was the only other pitcher to beat Detroit 3 times (also 3-1 including one win in relief).

**Scant Support:** The O's sharp decline in run production in '84 vs. '83 (down 118) affected Mike significantly ... In 18 of his 34 starts the Birds scored 3 or fewer runs (including 2 or fewer 12 times) ... Ironically, he was the beneficiary of the club's highest scoring effort, a 15-1 win over the Red Sox on Sep. 20.

**First Slam:** Had never given up a grand slam until Seattle's **Jim Presley** connected off him Aug. 31 at Seattle ... Started season as one of 2 veteran O's who had never thrown a bases loaded gopher along with **Jim Palmer** who retired unscathed.

**By Month:** Apr. (2-2, 4.15, 5 g) ... May (1-2, 5.18, 6 g) ... June (5-1, 2.06, 6 g) ... July (1-5, 3.13, 6 g) ... Aug. (2-1, 4.46, 6 g) ... Sep. (2-2, 3.00, 5 g).

Lifetime, like the Orioles in general, has had trouble with April (13-15) ... Has winning record in every other month: **May** 23-10, **June** 22-17, **July** 16-15, **Aug.** 23-14, **Sep.** 26-15, and **Oct.** 2-1.

**Miscellaneous:** On May 20 he discarded the cumbersome knee brace he had worn since returning to active duty in Aug. '83 (after 11½ weeks on the shelf recovering from injury to ligament in left knee) ... Celebrated the occasion with a victory over Seattle.

Was 1-1 in 3 starts on the Japan tour ... In his 1st start he blanked the Japan champion Hiroshima Carp for 5 innings and was the ultimate winner 5-2. That was the final game of the series against the Carp, won by the O's 4 games to one.

Was 8-4 at home and 5-9 on the road; 9-6 in 1st and 4-7 in 2nd half.

### 1984 AND MAJOR LEAGUE CAREER HIGHLIGHTS

**Winning Workhorse:** Since he became a regular starter for the O's at the start of '77 (8 full seasons), has started more games (257) and pitched more innings (1736.2) than any other A.L. hurler ... **Ron Guidry** ranks 2nd in both categories (232 and 1735.2). In that same period, only **Guidry** has more wins (132 to 122).

During those 8 years, the O's have the highest won-lost percentage in the majors (725-509, .588). In that span, Mike's is even higher (122-81, .601).

**Pick-offs/Caught Stealing:** Picked 8 runners off base (including those scored as caught stealing), one less than club leader **Scott McGregor** ... Mike now has a career total of 55 pick-offs, an Orioles record.

In his 8 years in the O's regular rotation, opposing runners have had less than an even chance to steal a base on him ... A total of 61 have made it, but 64 haven't.

**O's All-Time List:** Ranks 4th on O's win list (125) behind **Jim Palmer** (268), **Dave McNally** (181) and **Mike Cuellar** (143) ... Is 3rd in strikeouts (1,037) behind **Palmer** (2,212) and **McNally** (1,476). Is also 4th in complete games (91) and innings (1831.2).

**ALCS/WS:** Has 3-1 record in 6 post-season games with a 3.48 era over 31 innings.

Won game 3 vs. White Sox in '83, beating **Richard Dotson** by a final count of 11-1. That was game in which Mike hit **Ron Kittle** in the knee, and **Dotson** retaliated by hitting **Cal Ripken** and throwing at **Eddie Murray**, a tactic that resulted in a 2-run O's 5th inning which gave Birds commanding 6-1 lead.

Started against **Steve Carlton** in '84 WS #3 at Philly but left after 4, trailing 2-0 ... **Palmer** ultimately picked up the 3-2 win in game featuring 3 former Cy Young Award winners.



Mike (cont.)  
Won 2nd game of '79 ALCS vs. Angels after O's staked him to 9-1 lead thru 3 innings . . . Was still leading 9-4 but was in trouble when Don Stanhouse relieved him in 8th and O's barely won, 9-8.

In WS vs. Pirates, Mike won opener, 5-4, after being staked to 5-0 lead in 1st . . . Lost game #5 at Pittsburgh though he trailed only 2-1 when he left for pinch-hitter. Pirates went on to win 7-1 . . . Was one of 5 relievers to pitch in 9th inning of 7th game won by Bucs, 4-1.

**Cy Young/Other Awards:** After going 23-9 in '79, was landslide winner of BBWAA award, capturing 26 1sts and 2 2nds among 28 ballots cast for a total of 136 points (5-3-1) . . . Was only one named on all ballots and was well ahead of Yankee lefties Tommy John (1 1st, 51 points) and Ron Guidry (1 1st, 26 points).

That was one of 6 Cy's won by O's in 12 year period from '69 thru '80 . . . See list under "Awards" on page 23.

That year also he was named A.L. "pitcher of the year" by TSN and was picked as top southpaw on TSN, AP & UPI All-Star Teams . . . Was 6th in "mvp" balloting (highest ranking pitcher) and was named "graduate of the year" by both Junior American Legion and Babe Ruth programs.

**Home and Away:** has a .683 won-lost percentage at home (71-33), but is only .500 on the road (54-54) lifetime . . . His era is 3.34 in Baltimore and 4.17 away from home . . . Has appeared in 142 games home and 142 on road.

His '84 stats were comparable: 8-4 with 2.90 era at home and 5-9 with 4.12 era on road.

**Vs. Opponents:** Was 6-5 vs. east (3.26 era) in '84 and 7-8 (3.75 era) against west in '84 . . . Lifetime, he is 61-45 (.575) vs. east and 64-42 (.604) against west.

See Page 30 for '84 and lifetime stats vs. each opponent . . . See "vs. Detroit" under "84 Season Summary" above. Has had most trouble against California Angels against whom he is 3-7 with 6.02 era.

Is 15-4 against Minnesota despite a 1-2 record in '84 . . . His loss to Twins in his first '84 outing (Apr. 7) snapped a 14 game winning streak against that club. It was his 1st defeat vs. Minny in nearly 7 years. He had lost his 1st 2 lifetime decisions (the latest on May 29, '77) and that was it until '84.

Was 2-0 against Yankees and has now beaten them 5 straight times. Immediately prior to the current streak he had lost 5 in a row to the Bombers and before that had beaten them 5 consecutive times . . . His 2 '84 victories were back-to-back against Dennis Rasmussen on June 17 and 22 . . . Lifetime, he's 11-7 against New York, and hasn't lost to them since Tommy John beat him in Baltimore on Aug. 15, '80.

Was 1-0 vs. Oakland and in beating Ray Burris, 4-2, last Aug. 25 at the Coliseum, ran his perfect lifetime record there to 10-0 . . . Overall, is 15-4 against the A's.

For the 2nd straight year Mike failed to beat Toronto (was 0-1 in both '83 and '84), but his 2.76 career era against the Jays is his lowest vs. a single opponent, and his 15-6 record is bested only by the 15-4 marks he's posted against Minny and Oakland . . . He's 10-2 lifetime against Toronto at Memorial Stadium.

**Injuries:** In '78 was plagued thru 2nd half of season with painful bursitis in left ankle which severely hampered his efficiency.

In '80 though he missed no time, his performance was diminished by a sore left shoulder that developed in late June. After that season the problem was diagnosed as "tired arm" by Dr. B. Stanley Cohen of Baltimore and Dr. Arthur Pappas, the Red Sox physician. They prescribed a continuing physical therapy and weight program.

Mike's string of 157 straight starts without missing a turn ended late in '81 when he tore a muscle in his left forearm Aug. 23 . . . Didn't pitch again for 26 days . . . Hadn't missed an assignment in more than 4 years (since '77), but had begun feeling stiffness as early as May 14 that year ('81).

On May 17, '83 sustained ligament damage to his left knee while fielding a ground ball in 1st inning vs. Chicago. He apparently twisted knee after catching spikes in the ground . . . Did not require surgery, but missed 11½ weeks, returning to active status Aug. 7.

**Near No-Hitter—'78:** Is one of 7 Oriole pitchers over the past 31 years deprived of a no-hitter in the 9th inning . . . On Sep. 26, '78 in Baltimore he had 2 down in 9th when Cleveland's Gary Alexander homered into the low rows of the rightfield seats. He then gave up 2

singles before Don Stanhouse came on to preserve the victory.

The other victims: Bob Turley—'54, Don Ferrarese—'56, Dave McNally and Mike Cuellar—both '69, Jim Palmer—'73 and Storm Davis—'83.

**Singleton Homers:** Ken Singleton hit only 6 homers in '84, but 3 of them were drilled in games started by Flanagan, including his final one on Sep. 20, a grand slam off Boston's Al Nipper in Baltimore.

During the 8 full seasons Mike has been an O's regular, Singleton hit 170 homers, 50 of them in games Mike started (29%).

#### ORIOLES CAREER HIGHLIGHTS BY YEAR

**1983:** Jumped off to fastest start ever, going 6-0 in 1st 8 starts with a 2.73 era (52.2 ip, 16 er) . . . It was best beginning for an Oriole since Dave McNally went 15-0 to open '69 season.

Included in that stretch were 3 complete games including a 1-0 shutout vs. Seattle (G. Perry) for win #6 on May 11.

On his next start, May 17 (1st game) vs. Chicago at Baltimore, he severely injured ligaments in left knee fielding ground ball (see "Injuries" above) in 1st inning and was sidelined for 11½ weeks.

Re-activated Aug. 7 and lost his first 2 starts, both to Chicago's Lamarr Hoyt before beating Texas on Aug. 27 for his 1st win in 14 weeks. From Aug. 28 thru Sep. 17, reeled off 5 straight wins in 5 starts and was 6-1 during O's stretch run from Aug. 13 thru Sep. 25 during which Birds were 34-10.

**1-0 Games:** Had never been involved in a 1-0 game until '84 when he picked up a pair of wins by that score: vs. Seattle's Gaylord Perry May 11 and against Minnesota (Frank Viola) Sep. 2 at Minny with 9th inning help from Tim Stoddard. That was 1st 1-0 game in Metrodome history.

**1982:** Was only 8-10 on Aug. 13, but won 7 of last 8 including 7 in a row (from Aug. 17 thru Sep. 19) . . . His final win of year (Sep. 19) vs. Indians was his 100th career victory.

**1980-81:** Both seasons were marred by arm trouble (see "Injuries" above). His combined figures for those 2 seasons which followed his Cy Young year were 25-19 and a 4.14 era . . . Despite his problems in '80, was 12-8 as late as Aug. 6, and he tied Steve Stone for 2nd with 37 starts behind Dennis Leonard (38).

**1979:** Won Cy after leading majors with 23 wins and tying for most shutouts (5, with 5 others) . . . Was 10-6 with a 4.05 era on July 7, then went 13-3 in last 18 starts with a 2.22 era and 10 complete games.

From Aug. 8 thru Sep. 13, won 8 in a row in 8 starts . . . Credited much of his success to development of a change-up taught him by Scott McGregor.

**1978:** Was 11-4 thru June 22 and had gone 24-6 since the previous June 27 . . . Was hampered by rest of season by tendinitis in left ankle and went just 8-11 thereafter . . . Lost bid for a 20 win season when he lost to Tigers on final day of season.

Had distinction of being one of only 3 pitchers to beat Yankees' Ron Guidry (25-3) along with fellow lefties and "Mikes" Willis (Tor.) and Caldwell (Mil.) . . . Was on A.L. All-Star staff but did not pitch in game at San Diego.

**1977:** Started the season 2-8, but from June 27 to end, won 13 of 15, including last 6 straight.

**1975-76:** Made big league debut Sep. 5, '75 at home vs. Yankees with no decision, then started for 1st time Sep. 28 at Yankee Stadium, losing that final game of season 3-2, to Larry Gura.

Started '76 with O's but was 0-3 in 10 appearances when he returned to Rochester July 2 . . . Came back to Baltimore Aug. 11 after going 6-1 for Red Wings, but dropped his 1st decision . . . Was 0-5 lifetime when he broke into win column with 6-hit, 7-1 victory over Royals Sep. 1, '76.

#### MINOR LEAGUE CAREER/AMATEUR BACKGROUND

**Minors:** Was 35-16 in 3 plus minor league seasons and 19-5 in 1½ years at Rochester . . . Was chosen as International League's top lefty in '75 (Scott McGregor earned that distinction in '76).

**Signing:** Was Baltimore's 7th pick in June '73 draft . . . Probably would have been picked on earlier round except for elbow problems that developed originally in high school . . . Was signed by John Stokoe who was convinced his arm was sound again.

Was drafted in '71 by Houston but opted to go to U. of Massachusetts (at Amherst).

## MIKE FLANAGAN (Cont.)

**College:** Was 12-1 in 2 years at U. of Mass., and led Yankee Conference in wins (9), strikeouts (89) and era (1.72) as a sophomore... That year ('73) in one game, he hit 3 homers, fanned 15 and pitched a 1-hitter against U. of Maine in a regional tournament... Played outfield while not pitching.

Was a starting guard on U. of Mass. freshman basketball team that went 18-1... Once played against **Julius Erving** in a frosh-varsity scrimmage.

**High School/Other:** Played 4 years of baseball and basketball at Memorial High in Manchester (graduated '71)... The school won 2 state titles in each sport while he was there.

Once struck out 31 batters in an extra inning game... Holds New Hampshire schoolboy record for most points in a state tournament championship basketball game (44) and was picked as one of New Hampshire's 5 best high school basketball players in the 70s.

His prospects took a downward turn in summer of '70 when he came out of an American Legion Junior World Series game at Klamath Falls, Oregon with a sore elbow... Didn't pitch his senior year, but resumed mound career in Cape Cod (summer) League and at Umyy... Once pitched in Fairbanks, Alaska during a Babe Ruth tournament.

**Personal:** Mike's father, **Edward**, was a pitcher (late 40s, early 50s) in Red Sox system, and his grandfather, **Edward, Sr.**, signed a pro contract in '13... Hobbies: hunting and fishing.

He and his wife, the former **Kathy Walsh**, were married Jan. 14, '77... **Kathy** is also from Manchester, but didn't know **Mike** when they were growing up... They own homes both in Cockeysville (Baltimore County), and Amherst, N.H. (near Manchester).

On July 9th, '82, **Kathy** gave birth to their 1st child—8 lb., 8 oz. **Kerry Ellen**—who became first "in vitro fertilization" baby born in America thru normal delivery.

Before and during her in vitro pregnancy, **Kathy** was attended by **Drs. Howard and Georgeanna Jones** of the Eastern Virginia Medical School in Norfolk. The **Joneses** have developed an international reputation over more than 40 years of practicing, teaching and conducting gynecological research... Much of that time they spent at Johns Hopkins Hospital.

## DARNELL (DAN) GLENN FORD

Born: May 19, '52; 6'1"; 185; Bats, R; Throws, R; Position: OF.

**Birthplace/Residence:** Born and raised in Los Angeles, Cal. ... Now lives in Anaheim, Cal.

**Contract Status:** Signed three-year contract extending thru '86 season on Jan. 20, '84.

**Tenure:** 10 years.

**Signed Originally with:** Oakland.



YEAR CLUB	AVG.	G	AB	R	H	2B	3B	HR	RBI	BB	SO	SB	CS	HP
1971 Burlington, IA-1	.267	107	397	75	106	21	4	14	80	48	85	12	6	12
1972 Burlington, IA	.354	72	246	55	87	15	4	18	61	36	45	9	4	5
1973 Tucson	.292	128	465	80	136	21	12	14	70	56	105	16	5	6
1974 Tucson-2	.273	115	428	62	117	11	9	12	65	46	82	16	6	3
1975 Minnesota	.280	130	440	72	123	21	1	15	59	30	79	6	7	5
1976 Minnesota	.267	145	514	87	137	24	7	20	86	36	118	17	6	10
1977 Minnesota	.267	144	453	66	121	25	7	11	60	41	79	6	4	10
1978 Minnesota-3	.274	151	592	78	162	36	10	11	82	48	88	7	7	5
1979 California	.290	142	569	100	165	26	5	21	101	40	86	8	5	3
1980 California	.279	65	226	22	63	11	0	7	26	19	45	0	1	2
1981 California-4	.277	97	375	53	104	14	1	15	48	23	71	2	2	5
1982 Baltimore	.235	123	421	46	99	21	3	10	43	23	71	5	2	4
1983 Baltimore	.280	103	407	63	114	30	4	9	55	29	55	9	2	3
1984 Baltimore-5	.231	25	91	7	21	4	0	1	5	7	13	1	0	0
M.L. Totals	.271	1125	4088	594	1109	212	38	120	565	296	705	61	36	47

GWRBI: '80-0; '81-4; '82-4; '83-10; '84-0. Total: 18.  
 1—Selected by Oakland organization in June '70 free agent draft (1st round, regular phase)  
 2—Acquired by Minnesota from Oakland on 10/23/74 along with pitcher Dennis Myers in deal for 1st baseman Pat Bourque.

3—Acquired by California from Minnesota on 12/4/78 in deal for 1st baseman Ron Jackson and catcher Danny Goodwin.  
 4—Acquired by Orioles from California on 2/1/82 in deal for 3rd baseman Doug DeCinces and pitcher Jeff Schneider.  
 5—Re-signed with Orioles on 1/20/84 after going thru re-entry draft

### League Championship Series Record

YEAR CLUB, OPP.	AVG.	G	AB	R	H	2B	3B	HR	RBI	BB	SO	SB	CS	HP
1979 Cal. vs. Bal.	.294	4	17	2	5	1	0	2	4	0	0	0	0	0
1983 Bal. vs. Chi.	.200	2	5	0	1	1	0	0	0	0	1	0	0	0
L.C.S. Totals	.273	6	22	2	6	2	0	2	4	0	1	0	0	0

### World Series Record

YEAR CLUB, OPP.	AVG.	G	AB	R	H	2B	3B	HR	RBI	BB	SO	SB	CS	HP
1983 Bal. vs. Phi.	.167	5	12	1	2	0	0	1	1	1	5	0	0	0

**Career Highs, Game:** Runs—4, (July 1, '75 vs. Cal. at Min); Hits—5, (Aug. 10, '79 vs. Sea. at Cal.); 4, 9 times, 2 Min.; 4 Cal.; 3 Bal.; (the latest July 20, '83 at Sea.); Home Runs—3, (July 20, '83 at Sea., ties club record); 2, 6 times, 4 Min.; 2 Cal.; RBI—6, (May 15, '76 at Cal.); 5, 3 times, 1 Min.; 2 Cal.; 4, 11 times, 5 Min.; 5 Cal.; 1 Bal.;  
**Hitting Streaks:**—16, (Aug. 14 thru Sep. 4, '80 with Cal.); 15, (June 4 thru 22, '78 with Min.); 14, (Aug. 26 thru Sep. 15, '75 with Min.).  
**Grand Slams:**—2, (See page 13).

### 1984 SEASON SUMMARY

Appeared in only 25 games in '84 as series of injuries forced him to miss rest of season. (for details see below under "Injuries")... Twice placed on disabled list.

Started 23 games, 15 in rightfield and 8 as designated hitter... Hit safely in 1st 4 games of season... Was 3-for-4 in season opener vs. Chicago and 5-for-9 with 2 doubles and a homer in 1st 2 games... Is 8-for-13 (.615) in 3 O's openers.

Was 7-for-23 (.304) in 6 games before going on disabled list... Returned on July 20 and batted .206 (68-14) in 19 games before season ending injury August 15.

**Injuries:** Suffered 3 separate injuries which forced him to sit out a total of 132 games during the season... Left knee locked on him during game at Cleveland on April 15... Underwent arthroscopic surgery April 18 and missed 86 games.

Returned July 20 and in 1st at bat injured right ankle crossing 1st base on infield hit... Played remainder of that game but missed next 3.

Collided with Cleveland catcher **Chris Bando** while scoring from second on a single Aug. 7 and fractured right wrist... No fracture was detected until Aug. 15... Went on disabled list at that time and missed final 43 games.

First injured left knee June 1, '83 in Minnesota... Had arthroscopic surgery done June 28... Returned July 20... Had right knee operated on in November, '79.

In 3 seasons with Orioles has been on disabled list 3 times... Has been healthy for only 251 of possible 486 games.

**Miscellaneous:** Hit safely in 14 of 23 starts... Fanned 4 times vs. Texas on Aug. 31... Batted .226 (31-7) in 6 games as designated hitter.

### 1984 AND PREVIOUS CAREER HIGHLIGHTS

**Vs. Opponents:** Has batted .425 (40-17) in 10 regular season games vs. Chicago over the past 2 seasons... Lifetime has highest average against California .301 (292-88)... His 16 home runs vs. Oakland are a personal high as are 60 rbi vs. K.C. (has 57 against Oakland).

**Dramatic Returns:** For 2nd straight year returned from knee surgery with an immediate bang... After missing 3 months, returned on July 20, '84 with 3-for-5 game vs. Kansas City.

On same date in '83 came back after a month layoff and was 4-for-4 with 3 homers, a bunt and a walk to lead O's to 9-5 win over Seattle.

**Defense:** Has played outfield exclusively on defense in the majors... In 1,075 games, has a .974 fielding mark (2324 tc, 60 e) with 49 assists... Played mostly centerfield as rookie with Twins in '75, but has played rightfield almost exclusively since... Handled all 37 chances without an error in '84.

### PREVIOUS CAREER HIGHLIGHTS BY YEAR

**1983:** Hit for 2nd highest average (.280, 407-114) in his big

**DAN FORD (Cont.)**

league career . . . Led the O's in batting with runners in scoring position .386 (83-32), tied for 2nd with **Murray** in doubles (30), 3rd in steals (9) and 3rd in game-winning rbi (10), trailing only **Murray** and **Ripken**.

Started 100 games but missed a total of 32 of 39 games in July, due to knee injury . . . Hit homers in 3 consecutive games (May 18-19-20) and drove in game winning run in 3 straight starts (May 17-18-19).

His homer off Chicago's **Richard Dotson** with 1-out in the 9th inning broke up no-hitter and gave O's 1-0 win on May 18 at Memorial Stadium.

Hit homer off **Steve Carlton** in 6th inning of game #3 of World Series in O's 3-2 win over Phillies . . . In game #2 was hit on the helmet by a pitch from **Willie Hernandez** in the 5th inning. Despite breaking his glasses, stayed in game and singled of **Larry Andersen** in 7th inning.

1982: Started the season on a high note with a 3-run homer on opening day, his 1st game in an O's uniform, but the rest of the year was well below his normal standard. Was batting .250 (67-for-268) thru the All-Star break, but hit only .209 (32-for-153) the rest of the way and played in only 53 of the O's last 80 games.

**Angels ('79-'81):** Enjoyed 2 productive seasons in 3 years with the Angels—'79, his best, and '81 . . . The '80 campaign was largely a lost cause, primarily because of surgery performed the previous November for removal of torn cartilage in his right knee.

1981: Two on-field fights; a 3 day suspension in Sep. for using a corked bat, and a **Dan Ford** centerfold in the July issue of **Playgirl** Magazine highlighted an often turbulent season.

One of the tussles occurred at Anaheim Aug. 23 vs. Cleveland after **Dan** was hit in the ribs by a **John Denny** pitch . . . He had gone 7-for-9 vs. the Indians the 2 previous nights.

The other such incident, on Apr. 29, featured a tug-of-war between **Dan** and Oakland catcher **Mike Heath** with **Dan's** bat serving as the rope. **Heath** apparently was inspecting it for cork.

1980: He didn't play in any spring exhibitions following his Nov. surgery, but started in right on opening day and contributed a double and a homer . . . However, his average dipped sharply by late May and he spent 2 months on the disabled list (June 3 thru Aug. 4) resting the still healing knee.

After returning, he hit .343 (37-for-108) to the end of the season and, during that stretch, assembled a 16-game hitting streak, the longest of his career.

'79 ALCS: He homered in the 1st inning of both games #1 & 2 at Baltimore (off **Jim Palmer** and **Mike Flanagan**) and led the Angels in average (.294, 5-for-17), homers (2) and rbi (4) in the 4 game ALCS.

1979: Set career highs in avg. (.290), runs (100), hits (165), hr (21) and rbi (101) while helping Cal win its 1st division title. He was one of 3 Angels' 100 rbi men along with **Don Baylor**-139 and **Bobby Grich**-101.

Had 4 rbi in the game vs. KC that clinched the division title Sep. 25, and batted .340 (16-for-47) as a starter with 14 rbi that month to help the Angels fight off the Royals.

In one hot stretch in August, he tied an Angels record with 8 consecutive hits in a 2 game period Aug. 8 & 10. He hit for the cycle on Aug. 10 vs. Seattle (at Cal.) while enjoying his only 5 hit game in the majors (5-for-7, 1-1bh, 2-2bh, 1-3bh, 1-hr).

On Aug. 11, after going 13-for-18 in a 4 game span, he raised his average to .301, his highest ever late in the season.

**Twins ('75-'78):** Became a regular at Minnesota (primarily in centerfield) in June '75 and ultimately earned Twins' "rookie of year" award (by vote of Twin Cities BBWAA). Was named to the **Topps'** major league rookie team outfield along with **Fred Lynn** and **Jim Rice**.

Led the Twins in homers in both '75 (15) and '76 (20) . . . In '76 he moved to rightfield, had a career high 6 rbi against the Angels at Anaheim May 15 . . . In '77, he was batting only .221 on June 27 (48-for-217) after 70 games, then hit .309 (73-for-236) the rest of the way in 74 games.

In '78 he ranked 2nd in A.L. in triples (13) to **Rod Carew** (16) . . . He had 57 extra base hits that year but was no better than 3rd on his own club (**Carew** had 68 and the late **Lyman Bostock** 62).

**Oakland:** Was signed by Oakland scout **Phil Pote** after the A's had picked him in the 1st round of June '70 draft . . . Batted .290 and averaged 14.5 homers in his 4 minor league seasons in the A's system . . . Trained with the "big club" in spring of '74.

Led PCL in outfield assists (16) in '72 and was picked to the Midwest League all-star team in '71.

**Personal:** Served in U.S. Army . . . Graduated from John C. Fremont H.S. in L.A. ('70) . . . Has attended Southwestern C.C. in Chula Vista, CA as well as Mesa C.C. in Arizona . . . Hobbies: fishing, hunting, golf and camping . . . Nickname: "**Disco Dan**."

He and his wife, the former **Patricia Sneed**, were married Nov. 5, '71 . . . The **Fords** have 2 children: **Danny, Jr.** (11/20/70) and **Kimberly** (11/2/77).

**HAROLD KENNETH (KEN) GERHART**

Born: May 19, '61; 6'0"; Bats, R; Throws, R; Position: OF.

**Birthplace/Residence:** Born in Charleston, S.C. . . Grew up and still lives in Murfreesboro, TN.

**Contract Status:** Signed thru '85 season.

**Tenure:** None.

**Signed Originally with:** Orioles.



YEAR	CLUB	AVG.	G	AB	R	H	2B	3B	HR	RBI	BB	SO	SB	CS	HP
1982	Bluefield—1	.259	66	228	57	59	13	0	12	43	37	57	36	4	2
1983	Hagerstown	.273	130	501	131	137	29	8	31	86	85	129	45	8	7
1984	Charlotte	.201	85	264	40	53	8	3	13	40	40	83	10	6	1
	Hagerstown	.321	47	168	39	54	18	3	6	21	21	35	9	2	1

Pro. Totals .261 328 1161 267 303 68 14 62 190 183 304 100 20 11

1—Selected Orioles in June '82 free agent draft (5th round)

1984 Season: Sandwiched a 7-week stint at Hagerstown between 2 tours at Charlotte. Began year in Charlotte, but hit only .148 (142-21) in 46 games thru May 30 and was demoted to Hagerstown. Despite the lower average, had 6 hr (among his 1st 10 hits) and 16 rbi.

Joined Hagerstown June 1 and hit .321 with 6 hr and 21 rbi in 47 games thru July 24. Was promoted July 25, re-joining Charlotte where he hit .262 (122-32) with 7 hr and 24 rbi in 39 games the rest of the way.

For the 2 clubs combined, hit .248 (432-107) with 19 hr, 61 rbi, and 19 steals in 27 attempts (.704 pct.) while playing a career-high 132 games.

In 3 pro seasons had stolen 100 bases (an avg. of 33 per year) and has been nailed only 20 times, an .833 pct. Has also averaged 21 hr and 63 rbi per year in pro career.

1983 Season: Led Carolina League in hr (31), total bases (275) and slugging pct. (.549), and was 2nd in runs (131) and triples (8). Was 3rd among league leaders in doubles (29) and walks (85), and 4th in rbi (86) and hits (137). Was an All-Star and was named **Topps' Player of Month** for June. Hit 2 grand slams vs. Winston-Salem (May 5 and May 7).

1982 Season: Was 3rd in Appalachian League in hr (12) and runs (57), and was 5th in steals (36).

**Amateur Background:** Attended Middle Tennessee State University where he led team to NCAA playoffs in '81 and '82. Was **Player of Year** in Ohio Valley Conference in '82. Was All-OVC in '81 and '82.

Graduated from Oakland High School ('79) where he earned 3 letters in baseball. Was all-league ('78, '79) and team MVP senior year. Also played American Legion ball ('79).

**Personal:** Has a brother and 3 sisters. Hobbies include basketball and golf. Single.

**DIAMOND VISION VIDEO BOARD**

Memorial Stadium's new Diamond Vision Scoreboard will stand 25'7" x 33'3". Included among its many features are instant replays, closeups, full color message board displays, and game-enhancing animations.

Memorial Stadium is one of 3 major league ballparks installing Diamond Vision for the '85 season. San Diego's Jack Murphy Stadium and the Oakland Coliseum will also feature new scoreboards this season. Eight others already have Diamond Vision (Shea, Yankee, Dodger, Comiskey, Three Rivers, and Arlington Stadiums along with the Seattle Kingdome and the Astrodome).

## WAYNE DALE GROSS


Born: Jan. 14, '52; 6'2"; 205; Bats, L; Throws, R; Position: 3B-1B.

**Birthplace/Residence:** Born and raised in Riverside, CA. ... Now resides in Danville, CA.

**Contract Status:** Signed six-year contract extending thru '86 season on Apr. 18, '81.

**Tenure:** 8 years, 38 days.

**Signed Originally with:** Oakland.



YEAR CLUB	AVG.	G	AB	R	H	2B	3B	HR	RBI	BB	SO	SB	CS	HP
1973 Lewiston-1	.241	8	29	4	7	2	0	1	1	4	5	0	0	1
Burlington	.235	56	187	27	44	8	3	4	36	29	33	3	2	2
1974 Birmingham	.244	105	316	36	77	12	2	14	54	48	48	0	0	4
1975 Birmingham	.278	130	435	69	121	23	2	19	71	84	68	3	1	6
1976 Tucson	.324	115	395	77	128	30	7	29	75	71	57	5	4	2
Oakland	.222	10	18	0	4	0	0	0	0	1	2	1	0	0
1977 Oakland	.233	146	485	66	113	21	1	22	63	86	84	5	4	5
1978 Vancouver	.411	17	56	20	23	5	0	3	10	14	8	0	1	0
Oakland	.200	118	285	18	57	10	2	7	23	40	62	0	2	5
1979 Oakland	.224	138	442	54	99	19	1	14	50	72	63	4	3	1
1980 Oakland	.281	113	366	45	103	20	3	14	61	44	39	5	3	1
1981 Oakland	.206	82	243	29	50	7	1	10	31	34	28	2	1	2
1982 Oakland	.251	129	386	43	97	14	0	9	41	53	49	3	1	2
1983 Oakland-2	.233	137	339	34	79	18	0	12	44	36	52	3	5	3
1984 Baltimore	.216	127	342	54	74	9	1	22	64	68	69	1	2	1

M.L. Totals .233 1113 2906 343 676 118 9 110 378 435 447 23 21 20

GWRBI: '80-2; '81-3; '82-3; '83-5; '84-7; Total: 21.

1—Selected by Oakland A's organization in June '73 free agent draft (9th round, regular phase) ... Signed on 6/5/73.

2—Acquired by Orioles from Oakland A's in deal for pitcher Tim Stoddard on 12/9/83.

### Record as Pitcher

YEAR CLUB	W-L	ERA	G	GS	CG	SHO	SV	IP	H	R	ER	BB	SO
1983 Oakland	0-0	0.00	1	0	0	0	0	2.1	2	0	0	1	0

### Division Series Record

YEAR CLUB, OPP	AVG.	G	AB	R	H	2B	3B	HR	RBI	BB	SO	SB	CS	HP
1981 Oak. vs. KC	.400	2	5	1	2	0	0	1	3	0	0	0	0	0

### League Championship Series Record

YEAR, CLUB, OPP.	AVG.	G	AB	R	H	2B	3B	HR	RBI	BB	SO	SB	CS	HP
1981 Oak. vs. NY	.000	3	5	0	0	0	0	0	0	0	0	0	0	0

### All Star Game Record

YEAR CLUB, Site	AVG.	G	AB	R	H	2B	3B	HR	RBI	BB	SO	SB	CS	HP
1977 A.L., N.Y.														

(Selected, did not appear)

**Career Highs, Game:** Runs—3, 5 times, (the latest May 2, '84 at Cle.); Hits—4, twice, (the latest May 5, '81 vs. Det. at Oak.); Home Runs—2, 6 times, (the latest Sep. 8, '84 vs. Mil. at Bal.); RBI—5, 5 times, (the latest May 27, '84 at Cal.); 4, 8 times, (the latest Sep. 17, '84 at N.Y.).

**Hitting Streaks:**—13, (July 27 thru Aug. 13, '80); 8, (July 1 thru 13, '80).

**Grand Slams:**—3, (see page 13).

### THE 1984 SEASON AND MAJOR LEAGUE CAREER

Despite low average (.216), was 4th on team in on-base percentage (.346) and had the O's best ratio of home runs to at bats (1/15.55)... Had career-highs in homers (22, Tie with '77 and most by an A.L. 3rd baseman in '84) and rbi (64)... Was 3rd on team in homers, rbi and walks behind **Eddie Murray** and **Cal Ripken**... Played 116 games at 3rd with 108 starts.

**Hitting:** Batted .412 (7-for-17) with 3 home runs and 7 rbi in 1st 7 games... Strained ligament in right knee at Cleveland on April 15 and missed 9 days... Returned to go 6-for-16 (.375) with 2 homers in next 6 games bringing average to .395 (13-for-33) with 5 hrs and 10 rbi in 1st 13 games with O's (thru May 2)... After that he hit .197 the rest of the season.

**Aug.—Sep.:** Though he batted just .218 (30-for-137) the last 2 months of season, had 9 homers and 31 rbi in 53 games... Only **Mike Young** had as many rbi (31) and more homers (11) among the O's over that period... Had 5 homers in one stretch of 26 at bats (9 games) Sep. 8 thru 17... Had consecutive 4-rbi games vs. Mil. (Sep. 16) and N.Y. (Sep. 17).

**More on Home Runs:** Trailed only Philadelphia's **Mike Schmidt** (36) and **Ron Cey** (25) of Chicago Cubs in homers among major league 3rd basemen... His 22 hrs tied career high set as rookie in '77... 9 of his homers produced game-tying or go-ahead runs... Hit the 100th homer of his career off Chicago's **Richard Dotson** on July 15.

**Grand Slams:** Hit the 2nd and 3rd grand slams of career tying him for club lead last year with **Eddie Murray** and **Ken Singleton**... Only Oakland's **Dave Kingman** hit more than 2 (he had 3) in the majors... 4 others also hit 2... Hit his off California's **Mike Witt** in O's 8-0 road win on May 27 and N.Y.'s **Phil Niekro** in 12-7 loss on Sep. 17 at Yankee Stadium.

**By Month:** **Apr.**—.370 (27-10) 4 hrs, 8 rbi, 10 g... **May**—.207 (58-12) 4 hrs, 16 rbi, 19 g... **June**—.156 (64-10) 1 hr, 3 rbi, 26 g... **July**—.214 (12-for-56) 4 hrs, 6 rbi, 19 g... **Aug.**—.250 (19-for-76) 4 hrs, 14 rbi, 27 g... **Sep.**—.180 (11-for-61), 5 hrs, 17 rbi, 26 g.

**On-Base Pct.:** Had the 4th best on-base percentage on team (.346, 413-for-143)... Reached base in 30 of 1st 33 games in which he batted... From June 22 to 25 reached base 9 times in 12 at bats (2-for-5, 7 walks).

**Vs. Opponents:** Did best hitting against Cleveland (.433, 13-for-30)... Had team-high mark against his former Oakland A's teammates (.381, 8-for-21). Drove in all O's runs in 5-1 vs. A's on May 13.

**Hot Aprils:** Career average in April (.269, 110-for-409) is best month by 23 points... Hit .370 (10-for-27) in April '84 and .363 (12-for-33) in April '83... Batted over .300 2 other Aprils in career...

**Vs. Lefties:** Made only 6 plate appearances vs. lefthanders in '84... Was 0 for 5 with walk... Gave way to **Todd Cruz** and **Floyd Rayford** vs. lefties.

**Fielding:** Ranked last among qualifying 3rd basemen in '84 with a .937 (284 tc, 18 e) mark in 116 games... Had only 2 errors in one stretch of 36 games (Aug. 5-Sep. 15)... Saw action in 3 games at 1st handling 5 chances without an error.

Played both 1st and 3rd in Oakland... Has also played 4 games in the outfield during his career.

Participated in triple play at 1st on July 18, '83 vs. Detroit, the 4th of his major league career... Set a major league record when he started 3 triple plays at 3rd base in '79 (May 7 at Baltimore, June 19 vs. Kansas City and June 23 vs. Texas)... The triple play vs. Baltimore was the latest pulled on the O's... The victim was **Gary Roenicke**.

**Miscellaneous:** His triple vs. Cleveland on May 2 was his 1st since Aug. 10, '81... Hit .308 (4-for-13) as pinch-hitter.

### PREVIOUS CAREER HIGHLIGHTS

**1983:** For the 1st time in career saw more action at 1st (74 games) than at 3rd (67 games)... Was Oakland A's 3rd leading home run hitter (12)... Hit .250 (51-for-204) before all-star break, but only .207 (28-for-135) thereafter... Made debut as pitcher... Hurlled the final 2.1 innings of a 16-5 loss to Minnesota... Blanked the Twins on 2 hits with one walk and one hit batsman.

**1982:** Platooned at 3rd base vs. righthanders and was also successful as pinch-hitter, batting .300 (6-for-20) with 3 rbi and 7 walks... Had 15 rbi in August.

**1981:** Was the A's regular 3rd baseman most of the season... Hit a 3-run homer off Kansas City's **Dennis Leonard** in game 1 of the Western Division playoff.

**1980:** Had his best all-around season, hitting a career-high of .281... Batted safely in career-high 13 straight games from July 27 thru Aug. 13 at .382 clip.

**Early Major League Career:** He made his debut with the A's in Aug. '76 and appeared in 10 games the rest of the year... In '77, topped Oakland with 22 homers and was 2nd with 63 rbi... Selected as reserve to the A.L. all-star team and was named to **Topps'** and **Baseball Digest's** all-rookie teams at season's end.

Had hitting problems in 1st half of '78... Was optioned to Vancouver in July... Returned to the A's later that month, but batted only .200 for the season...

**Pro Career:** Was 4th in the Southern League in homers (19) and rbi (71) at Birmingham in '75... Finished among the Pacific Coast League leaders in doubles (4th, 30) and batting (8th, .324) at Tucson in '76 and was selected as the circuit's all-star 3rd baseman.

**WAYNE GROSS (Cont.)**

**Amateur Background:** Played baseball and football for 3 seasons at California State Polytechnical University (Cal Poly Pomona) in Pomona, CA ... In his junior year ('73), was selected all-league 1st baseman and led conference in hits ... That previous fall had finished 3rd among NCAA Division II punters with a 42.1 yards per punt average while being selected to the all-Pacific Coast team ... Was Cal Poly's "athlete of the year" for '72-'73.

Also played baseball and football at Riverside Poly High School (graduated '70) ... Was all-league in baseball while earning high school all-American honorable mention in football.

**Personal:** Hobbies: hunting and fishing ... Wayne and his wife, the former **Patricia Stee**, were married on June 22, '75, and have 3 children, **Kyle Wayne** (12/11/78), **Kaylene Suzanne** (11/14/80), and **Kirk Richard** (8/6/83).

**JOHN GABRIEL HABYAN**

Born: Jan. 29, '64; 6'1"; 195; Bats, R; Throws, R; Position: P.

**Birthplace/Residence:** Born in Bayshore, N.Y. (Long Island) ... Grew up and still lives in nearby Brentwood, N.J.

**Contract Status:** Signed thru '85 season.

**Tenure:** None.

**Signed Originally with:** Orioles.



YEAR CLUB	W-L	ERA	G	GS	CG	SHO	SV	IP	H	R	ER	BB	SO
1982 Bluefield-1	9-2	3.54	12	12	2	1	0	81	68	35	32	24	55
Hagerstown	0-0	67.50	1	1	0	0	0	0.2	5	5	5	2	1
1983 Hagerstown	2-3	5.81	11	11	1	0	0	48	54	41	31	29	42
Newark	5-3	3.39	11	11	1	1	0	72	68	34	27	29	64
1984 Charlotte	4-7	4.44	13	13	1	0	0	77	84	46	38	34	55
Hagerstown	9-4	3.54	13	13	4	0	0	81.1	64	41	32	33	81
Pro Totals	29-19	4.13	61	61	9	2	0	360	343	202	165	151	298

1—Selected by Orioles organization in June '82 free agent draft (3rd round).

**Pitches:** Fastball, curve, slider, change-up.

In 1st big league camp. Youngest (21) player on 40-man roster.

**1984:** Set career highs in wins (13), starts (26), complete games (5), innings (158.1), and strikeouts (136) and compiled his lowest era (3.58, 70 er, 158.1 ip) while splitting the season between Hagerstown and Charlotte.

Allowed fewer hits (148) than innings pitched (158.1) and fanned more than twice as many as he walked (136 to 67). Lifetime has also allowed fewer hits (343) than innings (360.1) and has just below a 2:1 strikeout-walk ratio (298 so, 151 bb).

**Hagerstown:** Fanned 13 without a walk in 8 innings at Kinston 4/27. Struck out 10 in 6 innings in his season debut (at Salem 4/11) and allowed just one hit.

**Charlotte:** Promoted from Hagerstown June 21 and won 4 of 1st 7 decisions. Dropped last 4 regular seasons decisions, but walked only 3 while fanning 23 in his last 22 innings. Won both post-season starts, one in Eastern Division play-offs vs. Greenville to give O's 2-1 lead in best 3 of 5 series and 2nd in Southern League championship vs. Knoxville (game 2, best 3 of 5, O's won 3 straight).

**Florida Instructional League:** Led O's with 3-0 mark and 36 so in 31 innings while compiling a 2.90 era (10 er). Relieved 4 times in 8 appearances, the 1st relief work of his pro career. Was 3rd straight year in F.I.L.

**Pro Career:** Tied for Appalachian League wins lead (9) while at Bluefield in '82.

**Amateur Background:** Graduated in '82 from St. John the Baptist High School (Brentwood, N.Y.). Fanned 226 in 148 innings in last 2 years combined. Was captain and team MVP senior year and earned All-League honors.

**Personal:** Youngest of 5 children (2 brothers, 2 sisters). Enjoys playing basketball, football, and street hockey. Single.

**LEONARDO (LEO) JESUS HERNANDEZ**


Born: Nov. 6, '59; 5'11"; 170; Bats, R; Throws, R; Position: 3B-OF.

**Birthplace/Residence:** Born in Santa Lucia, Estado Miranda, Venezuela ... Raised and still resides in Edo Miranda, Venezuela.

**Contract Status:** Signed thru '85.

**Tenure:** 111 days.

**Signed Originally with:** Los Angeles.



YEAR CLUB	AVG.	G	AB	R	H	2B	3B	HR	RBI	BB	SO	SB	CS	HP
1978 Clinton-1	.277	122	444	65	123	21	4	17	73	19	66	5	6	3
1979 Clinton	.336	29	113	24	38	8	1	2	23	6	12	3	0	0
Lodi	.319	61	257	48	82	12	2	8	52	15	20	4	1	1
San Antonio	.250	36	128	19	32	7	0	2	11	8	15	0	0	0
1980 San Antonio	.243	41	136	27	33	9	2	2	26	11	12	1	1	0
Vero Beach	.309	82	307	53	95	13	3	10	46	30	37	10	2	1
1981 San Antonio	.298	131	497	90	148	34	3	25	91	33	74	8	5	4
1982 San Antonio-2	.320	19	75	8	24	4	1	3	14	3	3	0	1	0
Charlotte	.289	68	270	46	78	18	2	20	61	7	40	13	4	4
Rochester-3	.317	53	202	29	64	10	3	11	43	13	28	7	5	1
Baltimore	.000	2	2	0	0	0	0	0	0	0	2	0	0	0
1983 Baltimore	.246	64	203	21	50	6	1	6	26	12	19	1	0	0
Rochester	.343	57	201	24	69	13	2	8	25	8	22	0	3	1
1984 Rochester	.275	136	512	66	141	25	4	21	83	21	73	3	2	0
M.L. Totals	.246	66	205	21	50	6	1	6	26	12	21	1	0	0
Pro. Totals	.292	901	3347	520	977	180	28	135	574	186	423	55	30	15

GWRBI: '83-Balt. 3, Total: 3

1—Signed by the Los Angeles Dodgers organization as an undrafted free agent on 1/18/78.

2—Acquired by Orioles organization in deal for catcher Jose Morales on 4/28/82 ... Assigned to Charlotte.

3—Contract purchased by Orioles on 9/11/82.

**CAREER SUMMARY**

**1984:** Led all Orioles minor leaguers in home runs (21) and hits (141) and was 2nd to **Jim Traber** in rbi (83 to 85). Played entire year at Rochester and also led Red Wings in games (136) and at bats (512).

Had 20+ hr and 80+ rbi for 3rd time in last 4 years and has had at least 70 rbi 6 times in 7 pro seasons.

Played 112 games in outfield, 10 at 1b, and 15 at 3rd. Also served as dh (2) and ph (3). Had .940 fielding pct. (200 tc, 12 e) with 12 assists as outfielder. Was 1st year playing outfield primarily.

Was hitting only .224 (116-26) with 1 hr and 12 rbi thru May 22 (33 games). Hit .290 (396-115) with 20 hr and 71 rbi in 103 games thereafter.

**Winter Ball:** Batted .285 (256-73), 10th best in the Venezuelan League in 63 games for **Aragua** during the winter ... Led the league in at bats, doubles (18) and game-winning rbi ... Was 2nd in league in total bases (106), 3rd in rbi (41) and 9th in slugging (.414) ... Batted .314 (35-11) in 9 post-season games as **Aragua** finished runner up to **La Guaira** in league championship series.

**1983:** Started 1st 40 games and 58 of 1st 68 for Orioles at 3b. Had .922 fielding pct. (166 tc, 13 e, 3 dps). Was optioned to Rochester June 30.

Had 1st big league hit Apr. 6, an rbi single off K.C.'s **Dennis Leonard** and had 1st hr. Apr. 9, at Cle. off **Ed Glynn**.

Played 3b (40), of (12), and 2b (1) upon his return to Rochester.

**1982:** Played for 4 different clubs in '82 from AA to the majors and hit 34 homers while driving in 118 runs on a combined .302 average (166-for-549). Led O's organization in hr and rbi, and paced the minor leaguers in doubles (32) and hits (166), all career highs. He also stole 20 bases, another lifetime high.

In addition to 3rd base, he played 1st, 2nd and all 3 outfield positions.

**Baltimore:** Came up from Rochester Sep. 11 and struck out in each of 2 pinch-hitting appearances.

**Charlotte/Rochester:** Joined Charlotte Apr. 30 (from San Antonio, Dodgers) and played in 68 games until his promotion to Rochester July 17 ... When he left Charlotte he was tied for club leadership in hr (20) and led in rbi (61).

Was called up to Rochester when incumbent 3rd baseman **Glenn Gulliver** joined the O's ... Hit safely in 43 of 53 games and his average

**LEO HERNANDEZ (Cont.)**

never dipped below .302... Hit safely in all 6 playoff games while batting .375 (9-for-24).

**Suspension:** Charged with using an illegal bat on May 1st by Savannah manager **Andy Gilbert**, but plate ump ruled it was ok. **Gilbert** protested game and sent the bat to league president (**Jimmy Bragan**) who reportedly found cork in the bat, upheld the protest, fined **Hernandez** and suspended him for 6 days, starting May 16.

The game which Charlotte won 5-4 originally was re-played from the point of protest and Charlotte won again, 2-1.

**Dodgers System:** Spent 4 full seasons in Dodgers' system before '82, batting a collective .293 (551-for-1882) and averaging 17 homers plus 81 rbi... Tied for Texas League lead in gwrbi (12) in '81.

**Amateur Career/Personal:** Graduated from Jose Francisco Torreabla High (Santa Lucia, Estado Miranda, VZ)... Was all-state 2 years... Signed by Dodgers' scout **Reggie Otero** Jan. 18, '78 as an undrafted free agent... Single.

**JOSEPH (JOE) NEAL KUCHARSKI**

Born: Feb. 3, '61; 6'3"; 220; Bats, R; Throws, R; Position: P.

**Birthplace/Residence:** Born in Houston, TX... Grew up and still lives in Clinton, MD (Prince George's County).

**Contract Status:** Signed thru '85.

**Tenure:** None.

**Signed Originally with:** Orioles.



YEAR CLUB	W-L	ERA	G	GS	CG	SHO	SV	IP	H	R	ER	BB	SO
1982 Hagerstown-1	3-2	3.35	7	5	1	0	0	38	43	17	14	20	27
Charlotte	2-2	2.70	4	4	2	0	0	30	20	19	9	6	21
1983 Charlotte	9-13	3.93	27	27	6	2	0	186	181	97	81	73	86
1984 Rochester	7-13	4.99	25	25	2	1	0	148	159	94	82	62	106

Pro. Totals 21-30 4.16 63 61 11 3 0 402 403 227 186 161 240

1—Selected by Orioles in June '82 free agent draft (1st round.).

**Pitches:** Fastball, curve, slider, sinker, change.

**Pro Career:** Has worked exclusively as starter last 2 years. Was non-roster invitee to major league camp in '83.

Earned win in 1st 2 pro appearances at Hagerstown ('82), both in relief of **Sammy Stewart** (on rehabilitation assignment at the time).

Was 24th player selected in nation in June '82 free agent draft.

**Amateur Background:** Pitched 3 seasons for University of South Carolina in Columbia. Had outstanding junior year ('82), compiling 11-3 record with a 2.97 era in 15 starts. Led Gamecocks in wins, innings (112), and strikeouts (93) and had 6 complete games.

Selected as 1st team all-American by the Collegiate Baseball Coaches Association and was a 3rd team selection by Baseball America. Pitched South Carolina into college world series with shutout against West Virginia in finals of East regional before losing to Stanford in Gamecocks' series opener in Omaha. South Carolina finished 7th in series and completed year with 45-13 record. Had 3-year 21-7 mark at South Carolina.

Starred in baseball, basketball, and football at Surrattsville High School in Clinton, MD (Prince Georges County)... Graduated in '79... Earned all league and all county honors and was team captain in all 3 sports senior year. Was a Washington, D.C. all-metropolitan selection in baseball and football that year.

Also participated in Little League, Babe Ruth League, American Legion, and Eddie Brooks League programs. In summer of '81 played for Union Printers in Prince George's semi-pro league, going 8-1 while batting .389 with 11 hr as a dh.

**Personal:** Has completed nearly 3½ years at South Carolina as pre-med major with a 3.5 grade point average (out of possible 4.0). Hopes to pursue medical career after baseball. Married the former **Jill Jensen** of Rochester, N.Y. 10/20/84. They met at South Carolina, where she graduated May '84.

**LEONDAUS (LEE) LACY**

Born: Apr. 10, '49; 6'1"; 185; Bats, R; Throws, R; Position: OF.

**Birthplace/Residence:** Born in Longview, TX... Grew up in Oakland, CA... Now lives in Calabasas Park, CA. (Los Angeles area).



**Contract Status:** Signed 4 year contract extending thru 1988 season in Dec. '84.

**Tenure:** 12 years, 99 days.

**Signed Originally with:** Los Angeles.

YEAR CLUB	AVG.	G	AB	R	H	2B	3B	HR	RBI	BB	SO	SB	CS	HP
1969 Ogden	.293	71	239	43	70	6	7	1	38	45	39	10	3	1
1970 Bakersfield	.301	124	502	96	151	19	5	4	49	59	91	21	12	5
1971 Albuquerque	.307	132	488	54	150	17	7	0	57	35	44	18	8	2
1972 El Paso	.372	68	258	39	96	22	4	1	35	21	30	11	3	1
Los Angeles	.259	60	243	34	63	7	3	0	12	19	37	5	3	0
1973 Los Angeles	.207	57	135	14	28	2	0	0	8	15	34	2	3	0
1974 Los Angeles	.282	48	78	13	22	6	0	0	8	2	14	2	0	0
1975 Los Angeles-1	.314	101	306	44	96	11	5	7	40	22	29	5	9	0
1976 Atlanta-L.A.-2	.269	103	338	42	91	11	3	3	34	22	25	3	4	1
1977 Los Angeles	.266	75	169	28	45	7	0	6	21	10	21	4	0	0
1978 Los Angeles-3	.261	103	245	29	64	16	4	13	40	27	30	7	4	1
1979 Pittsburgh	.247	84	182	17	45	9	3	5	15	22	36	6	6	1
1980 Pittsburgh	.335	109	278	45	93	20	4	7	33	28	33	18	9	2
1981 Pittsburgh	.268	78	213	31	57	11	4	2	10	11	29	24	3	1
1982 Pittsburgh	.312	121	359	66	112	16	3	5	31	32	57	40	15	1
1983 Pittsburgh	.302	108	288	40	87	12	3	4	13	22	36	31	13	0
1984 Pittsburgh	.321	138	474	66	152	26	3	12	70	32	61	21	11	0

M.L. Totals .289 1185 3308 469 955 154 35 64 335 264 442 168 106 16

GWRBI: '80-4; '81-2; '83-1; '84-9. Total: 22.

Selected by Los Angeles in Feb. 1969 free agent draft (2nd round regular phase).

1—Acquired by Atlanta from Los Angeles on 11/17/75 along with outfielder **Jimmy Wynn**, first baseman-outfielder **Tom Paciorek** and infielder **Jerry Royster** in deal for **Dusty Baker** and first baseman-third baseman **Ed Goodson**.

2—Acquired by Los Angeles from Atlanta on 6/23/76 along with pitcher **Elias Sosa** in deal for pitcher **Mike Marshall**.

3—Played out option with Los Angeles... signed (re-entry system) Pittsburgh on 1/19/79.

4—Played out option with Pittsburgh... signed 4-year contract (re-entry system) with Orioles in Dec. '84.

**League Championship Series Record**

YEAR CLUB, OPP.	AVG.	G	AB	R	H	2B	3B	HR	RBI	BB	SO	SB	CS	HP
1974 L.A. vs. Pitts.	.000	1	0	0	0	0	0	0	0	0	0	0	0	0
1977 L.A. vs. Phi.	1.000	1	1	1	1	0	0	0	0	0	0	0	0	0
1978 L.A. vs. Phi.	.000	2	2	0	0	0	0	0	0	0	0	0	0	0
1979 Pitts. vs. Cin.														
L.C.S. Totals	.333	4	3	1	1	0	0	0	0	0	0	0	0	0

**World Series Record**

YEAR, CLUB, OPP.	AVG.	G	AB	R	H	2B	3B	HR	RBI	BB	SO	SB	CS	HP
1974 L.A. vs. Oak.	.000	1	1	0	0	0	0	0	0	0	1	0	0	0
1977 L.A. vs. N.Y.	.429	4	7	1	3	0	0	0	2	0	1	0	0	0
1978 L.A. vs. N.Y.	.143	4	14	0	2	0	0	0	1	1	3	0	0	0
1979 Pitts. vs. Balt.	.250	4	4	0	1	0	0	0	0	0	1	6	0	0
W.S. Totals	.231	13	26	1	6	0	0	0	3	1	6	0	0	0

**Career Highs, Game:** Runs—3, 8 times, (latest Sep. 30, '84 at Phi.); Hits—5, (July 20, '80 vs. L.A. at Pit.); 4, 6 times, (latest Sep. 30, '84 at Phi.); Home Runs—2, (May 28, '80 at Phi.); RBI—4, July 13, '84 vs. S.F. at Pit.); Stolen Bases—3, twice, (both vs. Hou., latest Apr. 7, '83 at Hou.).

**Hitting Streaks:**—11, twice (May 20 thru June 3, '82 and July 2 thru July 12, '72). **Grand Slams:** None.

**1984 SEASON SUMMARY**

Won the Pirates' 1984 "Roberto Clemente" Award (mvp) as the player who "most exemplified the standard of excellence established by the late Pirate Hall of Famer"... Was 2nd in N.L. with .321 average behind **Tony Gwynn** (.351)... It was 1st time in 12 full major league seasons he had ever qualified (502 plate appearances minimum), but 4th time in last 5 years (and 3rd straight) he has hit over .300.

## LEE LACY (Cont.)

Hit .355 (38-for-107) with runners in scoring position . . . Batted .338 (334-113) in last 88 games (after June 22) . . . Hit .381 over final 31 games and put together 10 game hit streak (Sep. 4 thru 13).

Set career highs in games (138), hits (152), 2bh (26), gwrbi (9) and rbi (70, 30 more than his best previous output) . . . Tied career highs in walks (32) and runs (66).

Collected career high 4 rbi vs. Giants on July 13 . . . Had 4 hits 4 times, including twice at Philadelphia's Vet Stadium (Apr. 25 & Sep. 30) and batted .463 (31-for-67) against defending N.L. champs . . . Lifetime vs. Phillies has .341 average (127-for-372).

Has also excelled against his original club, the Dodgers . . . Batted .500 against them (6-for-12) in '84 and boasts a career average of .348 (49-for-141).

Hit .345 against lefthanders (168-58) and .307 vs. righthanders (306-94) . . . Batted .301 (196-59) before all-star game and .335 (278-93) after . . . Hit .332 at Pittsburgh (238-79) and .309 on road (236-73) . . . Batted .357 (269-96) vs. N.L. East and .273 (205-56) against West . . . Was 0-for-8 as pinch-hitter.

Led N.L. outfielders with a .996 pct. (1 error in 284 chances) . . . His 15 assists were tied for 2nd (with Carmelo Martinez, S.D.) behind Lonnie Smith's 18.

**By Month:** Apr.—.395 (38-15), 0 hr, 6 rbi, 14 g; May—.213 (61-13), 3 hr, 9 rbi, 19 g; June—.325 (77-25), 3 hr, 13 rbi, 27 g; July—.308 (78-24), 1 hr, 12 rbi, 23 g; Aug.—.295 (105-31), 2 hr, 17 rbi, 28 g; Sep.—.383 (115-44), 3 hr, 13 rbi, 28 g.

### 1984 AND MAJOR LEAGUE CAREER HIGHLIGHTS

**For N.L. Clubs:** Atl.—.272 (180-49), 2 hr, 20 rbi, 50 g . . . L.A.—.270 (1334-360), 27 hr, 143 rbi, 497 g . . . Pit.—.304 (1794-546), 35 hr, 172 rbi, 638 g.

**Vs. N.L. '84 [Avg. (AB-H), HR, RBI]:** Atl.—.257 (35-9), 0, 5; Chi.—.326 (43-14), 1, 6; Cin.—.380 (50-19), 3, 11; Hou.—.158 (38-6), 0, 2; L.A.—.500 (12-6), 0, 4; Mtl.—.373 (51-19), 1, 9; N.Y.—.309 (55-17), 2, 7; Phil.—.463 (67-31), 2, 12; St.L.—.283 (53-15), 2, 5; S.D.—.281 (32-9), 1, 2; S.F.—.184 (38-7), 0, 7.

**Vs. N.L., Career:** Atl.—.286 (266-76), 3, 30; Chi.—.294 (265-78), 5, 24; Cin.—.279 (229-64), 3, 34; Hou.—.232 (284-66), 1, 18; L.A.—.348 (141-49), 1, 12; Mtl.—.288 (240-69), 6, 32; N.Y.—.241 (352-85), 7, 27; Phil.—.341 (372-127), 10, 42; Pit.—.288 (132-38), 5, 13; St.L.—.290 (286-83), 6, 22; S.D.—.321 (377-121), 7, 35; S.F.—.272 (364-99), 10, 46.

**Miscellaneous, N.L.:** Had highs of 10 homers vs. Phillies and Giants . . . Drove in most runs against Giants (46) . . . Had excelled against two of N.L.'s top pitchers, Steve Carlton and Fernando Valenzuela.

Against Carlton he has a .403 lifetime average (25-for-62) with 2 home runs (was 5-for-10 in '84) . . . In '80, one of Carlton's 4 Cy Young years, Lee batted .421 (8-for-19) against him and all 8 hits were for extra bases (5-2bh, 2 3bh and 1 hr) . . . Vs. Valenzuela, he has a .389 average (7-for-18), including 4-for-7 in '84.

**Stolen Bases:** His 21 stolen bases in '84, gave him 140 in Pirates uniform, 10th on their all-time list . . . Had 134 in last 5 years, average (27/season) . . . Had only 28 steals in first 7 N.L. seasons with 23 caught stealings for .549 pct. (before Pirates) . . . After moving to Pittsburgh he was nipped only 24 times in 164 attempts (.833 pct).

Stole 24 in 27 tries in '81 (.889), and a career high 40 in 55 attempts in '82 (.727) . . . His lifetime pct. is .764 (168 sb, 52 cs) . . . Stole 13 bases in 1st 13 attempts in '83, and 15 of 1st 17 . . . Also stole 14 in his 1st 15 tries in '81.

**Fielding:** Was exclusively an infielder (2B, 3B, SS) in minors and a 2nd baseman during his 1st 3 years with Dodgers (1 game at 3B) . . . Began playing outfield in '75, but it wasn't until '78 that he first played more games in outfield than infield . . . Games at each position, career: 2B (275), 3B (32), SS (2), OF (691).

**Pinch-Hitting:** Has career .251 average lifetime (227-57) with 8 home runs and 26 rbi . . . Hit 7 pinch-homers over 2 seasons ('77-'78) including 5 in '78 . . . Set major league record that year when he hit 3 straight pinch-hit homers (May 2, 6 & 17, '78 . . . includes one walk during streak). Record was tied in '79 by Phillies' Del Unser.

Batted .394 in pinch-hitting capacity in '78 (33-13) with 10 rbi.

**Inside Park Homers:** Has hit 3 in N.L. . . . Aug. 3, '78 for L.A. at S.F. (off Jim Barr); Aug. 6, '82 vs. NYM (off Randy Jones), and June 10, '84 at Phi. (off Jim Kern).

**Post-Season:** Has played with 4 pennant winners . . . Was 4-for-8 combined in NLCS & WS for Dodgers in '77 . . . Appeared in '79 WS vs. O's 4 times as pinch-hitter and was 1-for-4 . . . Batted in 2 games in Baltimore (his only previous exposure to Memorial Stadium) and was 0-for-2 . . . has .241 (29-7) combined average in 17 post-season games.

### PREVIOUS CAREER HIGHLIGHTS BY YEAR

**1983:** Started Bucs' opener at St. Louis as leadoff man and homered off Bob Forsch on 1st pitch of season . . . Hit .345 (40-for-116) in last 58 games starting June 28.

**1982:** Set career highs in steals (40, ranked 7th in N.L.) and runs (66) . . . Would have hit 1st career slam on May 14, but passed Omar Moreno between 1st and 2nd and was called out . . . Started season as a reserve, but gained a lot of time as starting rightfielder thanks to 2 major injuries to Dave Parker.

Hit safely in 24 of 27 games from July 30 to Aug. 24 . . . Had 11 game streak earlier in season . . . Troubled over last 2 months by bruised thigh and sore knee.

**1981:** For 2nd straight year platooned with Mike Easler in left except when Parker was hurt late May-early June when both Lacy and Easler played regularly.

**1980:** Platooned with Easler and batted .345 in that role . . . Career high in average (.335) though he didn't qualify . . . had 7 straight hits between July 17 and 20 . . . Had 2 10 game hitting streaks and enjoyed his one career 5 hit game, against Dodgers, on July 20.

**1979:** Signed with Bucs as free agent after playing out option with Dodgers . . . In 1st year in Pittsburgh, appeared in 39 games as pinch-hitter, 40 in outfield and 5 at 2nd base . . . Didn't appear in NLCS but did pinch-hit 4 times in WS (see "Post-Season" above).

**1978:** Last year with Dodgers . . . Set career high with 13 homers, and had best year as pinch-hitter (.394, 33-13), 4 homers & 10 rbi, including a record 3 straight homers (see "Pinch Hitting" above) . . . Played 2nd, 3rd, SS (1 game) and outfield.

**1977:** Played 2nd, 3rd & OF . . . Went 4-for-18 in post-season . . . Played winter ball at Mazatlan in Mexico.

**1976:** Started season with Atlanta, but returned to Dodgers June 23 in exchange for reliever Mike Marshall . . . Hit .272 in 50 games for Braves and .266 in 53 games for Dodgers . . . Had minor surgery in May and didn't play all month.

**1975:** Hit over .300 1st time (.314, 2nd on club to Steve Garvey) . . . Made his pro debut as an outfielder (43 games), a move precipitated by team injuries . . . Traded to Braves after the season.

**1973-74:** Was Dodgers starting 2nd baseman in '73 for 1st 16 games, then Davey Lopes, a rookie though older than Lacy, was given the job . . . Played only 48 games in '74, but raised average 75 points from .207 to .282.

**1972:** Recalled from El Paso June 28, ostensibly for 2 weeks as replacement for Bill Russell who was doing military duty, but stayed for rest of year . . . Hit safely in 12 of his 1st 13 games (including 11 in row, game 3 thru game 13) and in his 1st week in N.L. shared "player of week" honors with Pirates' Manny Sanguillen . . . Hit .407 in that period.

Was also "player of month" in Texas League that June while still at El Paso, and was leading league in hitting (.372) when called up . . . Strained ligaments in left knee on Sep. 4 after colliding with Hal McRae in double play take out and didn't play rest of year.

**Minors:** Had .314 average during 3½ seasons in minors (1487-467), has hit over .300 8 times in pro career including 3 straight years in minor leagues . . . Was 3rd baseman in 1st pro year ('69), Bakersfield's regular shortstop in '70, and 2nd baseman primarily at Albuquerque & El Paso in '71 and '72 . . . Won all-star honors in 3 different leagues at 3 different positions . . . Was Dodgers 2nd pick in Jan. '69 draft.

**Personal/Amateur Background:** Wife's name is Suzanne . . . Children: Michael (7/22/65) and Jennifer (3/21/83) . . . Graduate of McClymonds High School in Oakland which also produced Frank Robinson, Vada Pinson, Curt Flood and basketball's Bill Russell to name a few . . . Lacy and Frank Robby were teammates with Dodgers in '72.

Attended Laney Jr. College in Oakland . . . Former Oriole Earl Robinson was (and is) basketball coach there . . . Hobbies include fishing and pheasant hunting.

## JOHN LEE LOWENSTEIN


Born: Jan. 27, '47; 6'1"; 180; Bats, L; Throws, R; Position: OF.

**Birthplace/Residence:** Born in Wolf Point, Mont. ... Grew up in Southern California ... Now lives in Las Vegas, Nev.

**Contract Status:** Signed three-year contract extending thru '85 on Feb. 24, '83.

**Tenure:** 13 years, 161 days.

**Signed Originally with:** Cleveland.



YEAR	CLUB	AVG.	G	AB	R	H	2B	3B	HR	RBI	BB	SO	SB	CS	HP
1968	Waterbury—1	.000	3	2	0	0	0	0	0	0	1	1	0	0	0
	Reno	.328	48	164	22	53	8	2	7	38	22	42	8	3	1
1969	Reno	.284	26	67	7	19	4	2	1	11	11	13	5	1	1
1970	Wichita	.295	108	369	69	109	15	6	18	52	59	64	10	10	3
	Cleveland	.256	17	43	3	11	3	1	1	6	1	9	1	0	0
1971	Wichita	.320	37	125	27	40	8	0	8	24	24	30	4	3	2
	Cleveland	.186	58	140	15	26	5	0	4	9	16	28	1	5	0
1972	Cleveland	.212	68	151	16	32	8	1	6	21	20	42	2	4	0
1973	Cleveland	.292	98	305	42	89	16	1	6	40	40	23	5	3	0
1974	Cleveland	.242	140	508	65	123	14	2	8	48	53	85	36	17	2
1975	Cleveland	.242	91	265	37	64	5	1	12	33	28	28	15	10	0
1976	Cleveland—2	.205	93	229	33	47	8	2	2	14	25	35	11	8	0
1977	Cleveland—3	.242	81	149	24	36	6	1	4	12	21	29	1	8	0
1978	Texas—4	.222	77	176	28	39	8	3	5	21	37	29	16	3	2
1979	Baltimore	.254	97	197	33	50	8	2	11	34	30	37	16	4	1
1980	Baltimore	.311	104	196	38	61	8	0	4	27	32	29	7	3	0
1981	Baltimore	.249	83	189	19	47	7	0	6	20	22	32	7	6	1
1982	Baltimore	.320	122	322	69	103	15	2	24	66	54	59	7	6	1
1983	Baltimore	.281	122	310	52	87	13	2	15	60	49	55	2	1	1
1984	Baltimore	.237	105	270	34	64	13	0	8	28	33	54	1	0	1
M.L. Totals		.255	1356	3450	510	879	137	18	116	439	444	593	128	78	9

**GWRBI:** '79-3; '80-5; '81-4; '82-9; '83-9; '84-3. Total 33.  
 1—Selected by Cleveland organization in June '68 free agent draft (18th round, regular phase) ... Signed on 6/13/68.  
 2—Acquired by Toronto Blue Jays from Cleveland Indians in deal for outfielder Rico Carty on 12/6/76. ... Reacquired by Indians from Blue Jays in deal for infielder Hector Torres on 3/28/77.  
 3—Acquired by Texas Rangers from Cleveland with pitcher Tom Buskey in deal for outfielder Willie Horton and pitcher David Clyde on 2/28/78.  
 4—Contract purchased by Orioles from Texas for \$20,000 waiver price on 11/27/78.

### League Championship Series Record

YEAR	CLUB, OPP.	AVG.	G	AB	R	H	2B	3B	HR	RBI	BB	SO	SB	CS	HP
1979	Bal. vs. Cal.	.167	4	6	2	1	0	0	1	3	2	2	0	0	0
1983	Bal. vs. Chi.	.167	2	6	0	1	0	0	2	1	2	0	0	0	0
L.C.S. Totals		.167	6	12	2	2	1	0	1	5	3	4	0	0	0

### World Series Record

YEAR	CLUB, OPP.	AVG.	G	AB	R	H	2B	3B	HR	RBI	BB	SO	SB	CS	HP
1979	Bal. vs. Pit.	.231	6	13	2	3	1	0	0	3	1	3	0	0	0
1983	Bal. vs. Phi.	.385	4	13	2	5	1	0	1	1	0	3	0	0	0
W.S. Totals		.308	10	26	4	8	2	0	1	4	1	6	0	0	0

**Career Highs, Game:** Runs—4, (May 25, '82 at Tex. ties club record); 3, 3 times, 1 Tex., 2 Cle., Hits—4, 3 times, 2 Cle., 1 Bal., (June 24, '73 at Mil.; Sep. 24, '74 vs. Mil. at Cle. and Aug. 30, '83 at K.C.); Home Runs—2, twice, both with Bal., (Sep. 5, '81 and July 25, '82, both vs. Oak. at Bal.); RBI—6, (July 24, '79 vs. Sea. at Bal.); 5, with Cle. (June 24, '74 at N.Y.); 4, 6 times, 2 Cle., 4 Bal., (the latest, Sep. 21, '83 at Det.); Stolen Bases—4, (June 16, '74 vs. Min. at Cle.).

**Hitting Streaks:**—14, (Sep. 28 thru May 18, '82 with Bal.); 12, (Apr. 16 thru 30, '74 with Cle.).

**Grand Slams:**—4, (see page 13).

### THE 1984 SEASON

Slowed by injuries throughout much of the season ... Missed a total of 40 games due to injuries and was limited to pinch hit duty in several others (for details, see below under "Injuries") ... Hit for lowest average (.237) in 6 seasons with Orioles.

Appeared in 105 games, 67 in the outfield, lowest number since his '78 season with Texas ... Part of leftfield platoon combination (along with Mike Young and Gary Roenicke) that produced 21 homers and 80 rbi after averaging 38 homers and 127 rbi over the previous 2 seasons.

**Injuries:** Suffered 3 sidelining injuries during season ... Missed 21 games from Aug. 2 to 24 with pulled right rib cage muscle, originally injured in May. Fouled a ball off left foot June 20 at Boston and was limited to pinch-hitting until July 1 ... Beginning Sep. 12, missed final 19 games of season with severely bruised left heel.

**Healthy Start:** Thanks to a 10-for-27 (.370) binge in 10 games from May 1 to May 13, was hitting .293 (82-24) thru 31 games on May 14 ... Enjoyed another hot streak from May 25 to June 3 ... Hit .429 (21-9, 2 home runs, 7 rbi, 8 walks) in 8 games giving him a .283 (127-36) average.

**Second Half:** Was batting .267 (165-44) on June 23 after playing in 61 of club's 1st 71 games ... Batted .191 (105-20) remainder of season while missing 47 of last 91 games due to injury ... Homered off Al Williams of Minnesota on July 4 and didn't get another hit until a July 14 homer off Chicago's Tom Seaver ending longest drought of season (0-for-15).

A 4-for-38 slump brought average down to .240 (195-46) on July 13 ... Average hovered between .244 (218-53) on July 23 and season low .233 (235-55) on Aug. 25 thru remainder of season.

**By Month:** Apr.—.255 (55-14), 20 g ... May—.288 (66-19), 23 g ... June—.239 (46-11) ... July—.169 (65-11), 25 g ... Aug.—.278 (18-5), 7 g ... Sep.—.200 (20-4), 9 g.

**Miscellaneous:** Had "sudden death" single in 11th inning off Texas' Dave Tobik in O's 4-3 win on Apr. 27 ... Ejected from June 19 game at Boston by Al Clark, his 1st ejection in O's career ... Batted .215 (65-25) in 22 games as designated hitter ... Batted only .114 (70-8) with runners in scoring position ... Had hit .303 (251-76) in that situation the previous 4 seasons ... Batted .158 (19-3) with one home run in 10 games on '84 Japan Trip.

### 1984 AND MAJOR LEAGUE CAREER

**Vs. Opponents:** Had 2 game-winning home runs vs. Minnesota within 2 weeks ... Has now hit 12 lifetime homers against Twins, one below his career-high total of 13 vs. Milwaukee ... Also has career-high batting mark against Brewers .299 (398-119).

After hitting club highs .625 (24-15) against K.C. and .458 (24-11) vs. Chicago in '83, he batted only .125 against each in '84 (16-2 vs. K.C. and 24-3 vs. Chi.).

**Fielding:** Started only 54 games in leftfield after getting 100 starts in '83 ... Committed 3 errors in 102 chances (.971), but has .991 pct. (849 tc, 8 e) in 6 seasons with O's ... Went from Sep. 29, '81 to May 21, '83 without a miscue (142 games).

Also made 2 starts at 1st base for the O's in '84 ... First appearances at 1st since June 18, '79 ... Played one game at 2nd base in '83 for the 1st time in 8 years ... (See "Vs. Tor." on page 61 for details) ... Played a total of 70 games at the keystone for Cleveland, most recently in '75.

**O's Career Stats:** Despite low numbers in '84, has batted .277 (1485-412) with 68 homers and 235 rbi in 633 regular season games with the O's ... In 8 previous big league seasons, he hit .238 (1966-467) with 48 homers and 204 rbi in 723 games.

**Fence Bustin':** Since joining the O's, has made frequent contact with the outfield fences and on 3 occasions has been sidelined with injuries as a result, once in '79 and twice in '80 ... Two of the collisions required time on the disabled list.

**Odds and Ends:** Batted .231 (26-6) in 31 games as a pinch hitter in '84 bringing career pinch hit mark with O's to .279 (104-29) ... In 6 seasons with O's has been a better hitter on the road in every season except one ('80) ... Has hit .289 (781-226) on the road and .265 (703-186) at home since becoming an Oriole.

### PREVIOUS CAREER HIGHLIGHTS

**1983:** Combined in leftfield with Gary Roenicke to produce a .292 average (612-179) with 35 homers and 131 rbi ... During the O's stretch run to the division title was 29-for-95 (.305) with 6 homers and 22 rbi in 37 games.

Had only one hit in the '83 ALCS vs. Chicago, but it was a key one ... Doubled in the 5th inning scoring Cal Ripken and Eddie Murray breaking open game #3, eventually won by the O's 11-1 ... Later called by White Sox manager Tony LaRussa "the biggest hit of the game."

Started 2 games of the ALCS and 4 World Series games batting .316 (19-6) ... In game #2 of the world series he staked the O's to a 1-0 lead in the 5th with a homer off Philadelphia's Charlie Hudson ... Robbed Bo



**JOHN LOWENSTEIN (Cont.)**

Diaz of a homer with leaping catch in the 8th inning of game #1 of World Series.

1982: Set career highs in homers (24), rbi (66), average (.320), runs (69), walks (54) and batting streaks (14) . . . It was 2nd time in 3 years he had hit over .300. Hit .318 with runners in scoring position.

Though he did not have qualifying plate appearances, he nevertheless, led the A.L. in: (1) on-base pct.-.421 (158-for-377) . . . (2) slugging pct.-.602 (194 tb, 322 ab), and (3) home run frequency (1 every 13.42 at bats).

Over the last 60 games, starting July 21, batted at a .340 clip (55-for-162) and was one of 5 O's who hit over .300 during the last 44 games of which they won 33 and nearly captured the A.L. East.

1981: Was batting a respectable .270 on Sep. 8, then went 6-for-37 (.162) the rest of the way to finish at .249.

1980: Despite 3 injuries that sidelined him for a total of 6 weeks, had a very good year . . . Hit over .300 for 1st time; led O's in batting with men on 2nd and/or 3rd at .349 (16-for-46); had a .403 on-base pct. (93-for-228), best on club; batted .407 (5-for-12) as a pinch-hitter; drove in the winning run, one way or another, 4 times in the late innings, and provided one of the funniest moments on record with his famed "stretcher/Rocky salute" caper . . . Ask him or anybody on the club about it.

1979: Stole 16 bases in 20 tries.

'79 LCS/Ws: Like '83 had only one hit in the '79 ALCS vs. California, but again it was big . . . Blasted 3-run homer in 10th inning of game #1 giving the O's "sudden death" win over Angels . . . It was the 1st pinch-hit homer in ALCS history.

Contributed heavily as a pinch hitter also in World Series . . . In game #4 his double in the 8th inning off Kent Tekulve ignited O's 6-run rally that produced a 9-6 win.

**EARLY CAREER**

**Cleveland:** He was signed originally for Cleveland by former Oriole Bob Nieman . . . Had never played a regular season game outside the Indians' organization until after he was traded to Texas in '78 (was traded to Toronto Dec. '76, then traded back to the Tribe in March '77).

His best year in Cleveland average-wise (.292) was '73 but his most productive campaign was '74 (48 rbi) and 36 steals (3rd in A.L.) . . . His best year for home runs (12) was '75. That year he hit one in each of 3 consecutive games (May 25, 27, 28).

Batted exactly .242 3 times in 4 years ('74, '75, '77) . . . Once scored from 2nd on a long fly ball (by Buddy Bell), on May 21, '77. Played the outfield, 1st, 2nd & 3rd for Cleveland.

**Texas-'78:** Though listed as an outfielder, played more games at 3rd (25) than in the outfield (16).

**Minors:** Missed most of his 2nd pro season because of a 6 month stint of active duty with the U.S. Marine Corps . . . Was all-star 3rd baseman in American Association in '70.

**Amateur Background:** Was 2nd team NCAA (college division) all-American in '68 as a shortstop at U. of California, Riverside . . . Also played ss at Norte Vista High in Riverside . . . Played basketball and football as well.

Played in Little League and Babe Ruth programs . . . Once had 16 rbi and 4 home runs (2 with bases loaded) in a Little League game.

**Personal:** Hobbies: golf, camping, hunting, wilderness hiking, fishing, skiing, racquetball and tennis . . . Has been active in Nevada state programs for teenage alcohol and drug abuse . . . Holds a B.A. degree with a major in anthropology from Cal-Riverside.

John and his wife, the former Barbara Schlotfeldt, were married Feb. 11, '71.

**ORIOLES CONSECUTIVE GAME STREAKS**

BROOKS ROBINSON holds the Oriole record for most consecutive games played. The great third baseman appeared in 463 straight games from Sep. 7, '60 thru Sep. 2, '63. EDDIE MURRAY is next in line with a 444 game streak from Aug. 21, '77 thru July 13, '80, followed by CAL RIPKEN'S current string of 442 consecutive games. Minnesota Twins' manager BILLY GARDNER ranks fourth with his 361 game streak that stretched from June 9, '56 thru Aug. 4, '58.

**FREDERIC MICHAEL LYNN**


Born: Feb. 3, '52; 6'1"; 190; Bats, L; Throws, L; Position: OF.

**Birthplace/Residence:** Born in Chicago, IL. . . Grew up in El Monte, CA. (near Pasadena) . . . Now lives in Anaheim, CA.

**Contract Status:** Signed five-year contract extending thru 1989 season on Dec. 11, '84.

**Tenure:** 10 years, 30 days

**Signed Originally with:** Boston



YEAR CLUB	AVG.	G	AB	R	H	2B	3B	HR	RBI	BB	SO	SB	CS	HP
1973 Bristol-1	.259	53	162	26	42	9	4	6	36	34	24	4	2	2
1974 Pawtucket	.282	124	415	65	117	19	2	21	68	55	88	3	1	4
Boston	.419	15	43	5	18	2	2	2	10	6	6	0	0	1
1975 Boston	.331	145	528	103	175	47	7	21	105	62	90	10	5	3
1976 Boston	.314	132	507	76	159	32	8	10	65	48	67	14	9	1
1977 Boston	.260	129	497	81	129	29	5	18	76	51	63	2	3	3
1978 Boston	.298	150	541	75	161	33	3	22	82	75	50	3	6	1
1979 Boston	.333	147	531	116	177	42	1	39	122	82	79	2	2	4
1980 Boston-2	.301	110	415	67	125	32	3	12	61	58	39	12	0	0
1981 California	.219	76	256	28	56	8	1	5	31	38	42	1	2	3
1982 California	.299	138	472	89	141	38	1	21	86	58	72	7	8	3
1983 California	.272	117	437	56	119	20	3	22	74	55	83	2	2	2
1984 California-3	.271	142	517	84	140	28	4	23	79	77	97	2	2	2
M.L. Totals	.295	1301	4744	780	1400	311	38	195	791	610	688	55	42	29

GWRB: '80-7; '81-5; '82-12; '83-11; '84-10. Total: 45.  
 \* Led League.  
 1—Selected by Boston in June '73 free agent draft (2nd round).  
 2—Acquired by California Angels from Boston with pitcher Steve Renko for pitchers Frank Tanana and Jim Dorsey and Outfielder Joe Rudi Jan. 23, '81.  
 3—Played out option with California . . . Signed 5 year contract (re-entry system) with Orioles on Dec. 11, '84.

**League Championship Series Record**

YEAR CLUB, OPP.	AVG.	G	AB	R	H	2B	3B	HR	RBI	BB	SO	SB	CS	HP
1975 Bos. vs. Oak.	.364	3	11	1	4	1	0	0	3	0	0	0	0	0
1982 Cal. vs. Mil.	.611	5	18	4	11	2	0	1	5	2	3	0	0	0
L.C.S. Totals	.517	8	29	5	25	3	0	1	8	2	3	0	0	0

**World Series Record**

YEAR, CLUB, OPP.	AVG.	G	AB	R	H	2B	3B	HR	RBI	BB	SO	SB	CS	HP
1975 Bos. vs. Cin.	.280	7	25	3	7	1	0	1	5	3	5	0	0	0

**All Star Game Record**

YEAR CLUB, SITE	AVG.	G	AB	R	H	2B	3B	HR	RBI	BB	SO	SB	CS	HP
1975 Bos., Mil.	.000	1	2	0	0	0	0	0	0	0	1	0	0	0
1976 Bos., Phi.	.333	1	3	1	1	0	0	1	1	0	1	0	0	0
1977 Bos., N.Y.(AL)	.000	1	1	0	0	0	0	0	0	0	1	0	0	0
1978 Bos., S.D.	.250	1	4	1	1	0	0	1	2	0	0	0	0	0
1979 Bos., Sea.	1.000	1	1	1	1	0	0	1	2	0	1	0	0	0
1980 Bos., L.A.	.333	1	3	1	1	0	0	0	1	0	0	0	0	0
1981 Cal., Cle.	1.000	1	1	0	1	0	0	0	0	0	0	0	0	0
1982 Cal., Mon.	.000	1	2	0	0	0	0	0	0	0	0	0	0	0
1983 Cal., Chi.(AL)	.333	1	3	1	1	0	0	1	4	1	1	0	0	0
A.S.G. Totals (9 yrs.)	.300	9	20	5	6	0	0	4	10	2	5	0	0	0

**Career Highs, Game:** Runs—4, 3 times, (latest June 8, '82 at Tor.); Hits—5, twice, (June 18, '75 at Det. and Aug. 28, '78 vs. Sea. at Bos.); 4, 13 times, (latest 3 times in '84); Home Runs—3, (June 18, '75 at Det.); 2, 15 times, (latest 3 times in '84); RBI—10, (June 18, '75 at Det.); 6, (July 14, '79 vs. Min.); 5, 4 times, (latest May 1, '81); 4, 18 times.  
**Grand Slams:**—2, (plus one in '83 All-Star game); see page 13 for list.  
**Hitting Streaks:**—20, twice, ('75, and '79); 18, (July 7 thru 28, '82.)

**1984 SEASON SUMMARY**

At start of season moved to rightfield while Gary Pettis played center . . . Started total of 78 games in right and 59 in center, but played center in 27 of his last 29 starts (Pettis hit only .227 with 2 hr).

Batted .305 (282-86) vs. East and .229 (236-54) against West . . . Hit .286 (385-110) with 17 hr and 54 rbi against righthanders and .226 (133-30) with 6 hr and 25 rbi vs lefthanders (See "Vs. Lhp and Rhp" below) . . . Batted .263 (262-69) in 1st half and .277 (256-71) after All-Star break.

Had 3 4-hit games and 3 2-homer games . . . Hit 3 of his 23 homers of Mike Boddicker (including 2 in one game at Cal. on May 26) . . . Batter

## FRED LYNN (Cont.)

.436 (39-17) against the Indians and .367 (49-18) vs. Oakland . . . Hit over .300 against 6 different clubs (see "Individual Hitting" vs. each opponent on page 40).

After June 1, reached a high of .285 on Sep. 13, and a low of .244 on June 29 . . . Had most productive stretch from Aug. 28 thru Sep. 15 over 15 games during which he hit 8 homers and 4 doubles, drove in 23 runs and batted .386 (57-22) . . . After that, in final 14 games, hit only .157 (51-8) and dropped from .283 to .270.

By Month (See career totals below): **Apr.**— .277 (94-26), 3 hr, 7 rbi; **May**— .269 (67-18), 3 hr, 8 rbi; **June**— .208 (77-26), 3 hr, 10 rbi; **July**— .279 (86-24), 3 hr, 12 rbi; **Aug.**— .309 (97-30), 4 hr, 20 rbi; **Sep.**— .271 (96-26), 7 hr, 22 rbi.

### 1984 AND MAJOR LEAGUE CAREER HIGHLIGHTS

**Major Awards:** Only player ever to win "MVP" and "Rookie of Year" ('75) awards in same season (**Cal Ripken** earned them in back-to-back seasons . . . Has also been "MVP" in ALCS ('82) and All-Star Game ('83) . . . Has won 4 "Gold Gloves" ('75 as rookie, '78, '79, '80) . . . Twice chosen as A.L. "player of month" (June '75 and Aug. '79).

Won total of 13 significant awards as a rookie, including AP & UPI "Athlete of the Year," SPORT MAGAZINE's "Pro-Rookie of Year," TSN A.L. "Player of Year," & "Gold Glove."

**All-Star Games:** Played in All-Star game in each of first 9 years in A.L. ('75 thru '83), but was not chosen to squad in '84 . . . Has started 5 times: '76, '78, '79, '80 & '82 . . . Was "mvp" in '83 (see "slam" below) . . . Top vote-getter in '76, and leading write-in candidate in '75, his rookie year, but did not get enough votes to start.

Has hit 4 home runs (tied with **Ted Williams** for 2nd behind record-holder **Stan Musial's** 6), including the only grand slam in All-Star history. That was an '83 blast at Comiskey Park off San Francisco's **Atlee Hamaker** (3rd inn.) that sparked A.L. to a 13-3 win which snapped an 11 game losing streak . . . Hit the others in '76 (off **Tom Seaver**), '79 (off **Steve Carlton**) and '80 (off **Bob Welch**).

**Post-Season:** Has .407 average (22-for-54) in 15 post-season games, including .517 (15-for-29) in 2 ALCS (8 games) . . . Was "mvp" in '82 ALCS in losing cause against Milwaukee, after batting .611 (11-for-18) . . . Has hit safely in all 8 ALCS games he's played . . . Hit his one ALCS homer off **Jim Slaton** in '82.

Hit a 3-run homer in game #6 of '75 WS (the "**Carlton Fisk**" game) which gave Red Sox 3-0 lead in 1st inning . . . **Fisk's** homer won it in 12th.

**Slugging/Extra-Basehits:** Has led league in slugging twice: .566 in '75 and .637 in '79 . . . In best years has majored in extra-basehits, e.g.: '75—75, '78—56, '79—82, '82—60, '84—55 . . . Has had 32 or more doubles 6 times including highs of 47 in '75 and 42 in '79.

**By Month (Career):** **Apr.**— .293 (621-182), 29 hr, 94 rbi; **May**— .299 (750-224), 31 hr, 120 rbi; **June**— .292 (893-261), 36 hr, 149 rbi; **July**— .307 (863-265), 41 hr, 153 rbi; **Aug.**— .283 (920-260), 36 hr, 156 rbi; **Sep.-Oct.**— .298 (697-208), 22 hr, 119 rbi.

**Vs. Rhp & Lhp:** Has .312 career average vs. righthanders (3384-1056) with 154 hr & 572 rbi . . . Against lefthanders, he has batted .253 (1360-344), 41 hr, 219 rbi.

**1st & 2nd Halves:** Has been a .309 hitter (2488-770) with 111 hr and 417 rbi before All-Star break, and .279 (2257-630) with 84 hr and 374 rbi after.

**Vs. East & West:** Has hit .292 (2486-727) against East and .298 (2258-673) vs. West.

**Vs. Opponents:** Has .300+ career averages against 5 clubs (Chi., Cle., Det., Min., and Texas) with a high of .338 (376-127) against the Twins . . . Has also established home run (22) high at Minnesota's expense . . . His rbi high is 86 against Detroit . . . Has a .291 (423-123) career average vs. O's with 11 hrs, 61 rbi . . . See Lifetime vs. Each Opponent on page 42.

His career low is .215 (218-60) against a club he hasn't faced in 4 years, the Angels.

**Major Injuries:** Has been disabled twice: '77 (Mar. 24 to May 6 with injured left ankle) and '80 (Aug. 29 to end of season with broken toe on right foot . . . Other significant injuries: '76 (6 different physical problems limited him to 132 games); '81 (twice damaged left knee breaking up dp's, and underwent arthroscopic surgery Sep. 23); '82 (broke rib while running into wall making catch at Detroit); '83 (groin and wrist injuries forced him to miss 45 games).

### PREVIOUS CAREER HIGHLIGHTS BY YEAR

**1983:** An early season groin pull and an injury to his left wrist late in the campaign limited his service to 117 games, but he still hit 22 homers . . . Didn't play after Sep. 8 because of wrist . . . Angels were 13-32 in games he missed . . . Hit a slam (his 2nd lifetime in regular season off **Milt Wilcox** at Anaheim Apr. 27 (went 5-for-12 with 2 hr and 9 rbi vs. Wilcox in '83) . . . Also hit All-Star grand slam.

Had 17 rbi in 11 games Apr. 15-29 . . . Scored at least one run in 8 straight games May 27-June 7 . . . Had 5 gwrb in an 11 game span May 20-June 3.

**1982:** Raised average 80 points from .219 of '81 to .299 . . . Snapped a year-long home run drought on May 16 when he connected off Cleveland's **John Denny** . . . It was his first in 90 games, since May 1, '81 . . . Hit 1st career slam, July 15 at Cleveland off **Rick Waits**.

From June 25 to July 26, drove in 34 runs in 24 games . . . Had 30 rbi and an 18 game hitting streak in July . . . Hit 7 homers and drove in 22 over 13 games from July 5-20 . . . After a slow 1st half (.274, 6 hr, 22 rbi in 77 g), batted .329 with 15 homers and 64 rbi in 61 games in 2nd half . . . Continued hot in ALCS, batting .611 and winning "MVP" award despite loss to Milwaukee.

Cracked a rib making a great catch while running into a wall in Detroit on Sep. 1.

**1981:** Batted low .219 in a season dominated by injuries . . . Didn't hit a home run after May 1 . . . Signed a 4-year contract after joining Angels.

Damaged left knee trying to break up double play vs. Detroit May 8 . . . Had recovered sufficiently to play in All-Star Game in Cleveland in Aug., but re-injured same knee (also breaking up a dp) shortly afterward, and didn't start after Sep. 11 . . . Underwent arthroscopic surgery (by **Dr. Lewis Yocum**) on Sep. 23.

**1980:** In final year with Red Sox he won his 3rd straight "Gold Glove" (and 4th overall), and batted .300 for 4th time . . . Hit for cycle on May 13 vs. Twins at Fenway (4 rbi) . . . Drove in 19 of 26 runners from 3rd base with less than 2 out (.731) . . . Stole 12 bases in 12 attempts . . . Missed last 37 games with a broken toe on right foot (the result of a foul tip).

During his 6 year (plus one month) Red Sox career he batted .308 (3062-944) and averaged 20 homers plus 85 rbi.

**1979:** His finest all around year . . . Led A.L. with .333 average and .637 slugging pct (1st player to lead in both departments since **Tony Oliva** in '71) . . . Ranked in top 4 in runs (116), doubles (41), homers (39), rbi (122), total bases (338) and on-base percentage (.426).

Set career highs in runs, hits, homers, rbi, walks, total bases, slugging, on-base pct. and average, and had 82 extra-basehits.

Won August "Player of Month" honors on strength of .416 average, 10 hr, 25 rbi and an .820 slugging pct. in 27 games and warmed up for August by hitting .395 in July.

Tied career high with 20 game hitting streak, won his 3rd "Gold Glove," batted .387 with men on base and hit a 2-run homer in the All-Star Game.

**1978:** Walked more than he struck out 1st time, 75 bb and 50 so (he's done it 3 times overall) . . . Had 58 extra basehits . . . Went 5-for-5 vs. Seattle Aug. 28 and won his 2nd "Gold Glove," and 1st of 3 straight.

**1977:** An injury to his left ankle in spring training forced him to miss the 1st 27 games of the season . . . Upon his return, May 13, he homered vs. Seattle in each of his 1st 2 swings . . . Despite the injury which troubled him thru much of the season, had 52 extra base-hits.

**1976:** Was sidelined 6 times by injuries, but still hit .314 and had 32 doubles, though his home run total dropped from 22 to 10 . . . Stole a career high 14 bases . . . Led A.L. in All-Star balloting.

**1975:** Led A.L. in runs (103), doubles (47, a rookie record) and slugging (.566, the 1st time a rookie had ever led in that category), and helped propel BoSox to 1st pennant in 19 years while becoming 1st (and only) ever to win both "MVP" & "Rookie" awards . . . Went over .300 permanently in 4th game of season . . . Had 75 extra-basehits.

At Det. on June 18, hit 3 homers, a triple and single, good for 16 total bases (tied A.L. record), and drove in 10 runs . . . Was A.L. "Player of Month" in June . . . Hit 3-run homer in WS game #6, and batted a combined .306 (36-11) in 10 post-season games with 8 rbi . . . (See "Post-Season" above) . . . Hit 49 points higher than he had a Pawtucket the year before.

**FRED LYNN (Cont.)**

**1974:** Called up in Sep. at end of 2nd pro season along with Jim Rice (Pawtucket finished in last place that year despite their presence) and hit .419 in 15 games . . . Made big league debut Sep. 5 against Brewers as pinch-runner for Cecil Cooper at Fenway . . . Made 1st start on Sep. 15 and got both his 1st hit (a double) and 1st home run that day, both off Jim Slaton (he also hit his only ALCS homer off Slaton).

**Amateur Career:** Signed by Boston scout Joe Stephenson after Sox had selected him on 2nd round of June '73 free agent draft (regular phase) . . . Ted Cox was their 1st pick . . . Was chosen on 3rd round of June '70 draft by New York Yankees, but elected to go to University of Southern California.

Played on 3 consecutive NCAA national championships under Rod Dedeaux at USC . . . Among his teammates were Rich Dauer, Steve Kemp, Roy Smalley, and Pete Redfern . . . In '72 he led U.S. collegians with 14 homers and was "MVP" on collegiate tour of Japan . . . Went to USC on football scholarship and was a teammate of Lynn Swann freshman year, but then switched exclusively to baseball.

Played baseball, basketball and football at El Monte High School, and also played Little League and Pony League baseball. Willie Mays was his favorite player while growing up.

**Personal:** He and his wife, the former Diane (DeeDee) May Minkle, were married Feb. 9, '74 . . . They have 2 children: Jason Andrew (3/16/78) and Jennifer Andrea (10/6/79).

**JOSE DENNIS MARTINEZ**


Born: May 14, '55; 6'1"; 185; Bats, R; Throws, R; Position: P.

**Birthplace/Residence:** Born and raised in Granada, Nicaragua . . . Now lives in Randallstown, Baltimore County.

**Contract Status:** Signed five-year contract extending thru '86 on Oct. 6, '81.

**Tenure:** 8 Years, 26 days.

**Signed Originally with:** Orioles.



YEAR CLUB	W-L	ERA	G	GS	CG	SHO	SV	IP	H	R	ER	BB	SO
1974 Miami-1	15-6	2.06	25	25	10	4	0	179	124	48	41	53	162
1975 Miami	12-4	2.61	20	20	9	3	0	145	125	54	42	35	114
Asheville	4-1	2.60	6	6	4	1	0	45	45	16	13	12	18
Rochester	0-0	5.40	2	0	0	0	0	5	7	4	3	0	4
1976 Rochester	*14-8	*2.50	25	23	*16	1	0	180	148	64	50	50	*140
Baltimore	1-2	2.57	4	2	1	0	0	28	23	8	8	8	18
1977 Baltimore	14-7	4.10	42	13	5	0	4	167	157	86	76	64	107
1978 Baltimore	16-11	3.52	40	38	15	2	0	276	257	121	108	93	142
1979 Baltimore	15-16	3.67	40	*39	*18	3	0	*292	279	129	119	78	132
1980 Baltimore	6-4	3.97	25	12	2	0	1	100	103	44	44	44	42
Miami-2	0-0	0.00	2	2	0	0	0	12	3	1	0	5	7
1981 Baltimore	*14-5	3.32	25	24	9	2	0	179	173	84	66	62	88
1982 Baltimore	16-12	4.21	40	39	10	2	0	252	262	123	118	87	111
1983 Baltimore	7-16	5.53	32	25	4	0	0	153	209	108	94	45	71
1984 Baltimore	6-9	5.02	34	20	2	0	0	141.2	145	81	79	37	77

M.L. Totals 95-82 4.03 282 212 66 9 5 1588.2 1608 784 712 518 788

\* Led league • Tied for league lead  
1—Signed by Orioles organization as an undrafted free agent on 12/10/73.  
2—On rehabilitation assignment, July 1-10, 1980.

**League Championship Series Record**

YEAR CLUB, OPP.	W-L	ERA	G	GS	CG	SHO	SV	IP	H	R	ER	BB	SO
1979 Bal. vs. Cal.	0-0	3.24	1	1	0	0	0	8.1	8	3	3	0	4
1983 Bal. vs. Chi.	(did not appear)												

**World Series Record**

YEAR CLUB, OPP.	W-L	ERA	G	GS	CG	SHO	SV	IP	H	R	ER	BB	SO
1979 Bal. vs. Pit.	0-0	18.00	2	1	0	0	0	2	6	4	4	0	0
1983 Bal. vs. Phi.	(did not appear)												

**Low Hitters:** 2-Hitters—3, (latest Sep. 6, '78 vs. Bos. at Bal.); 3-Hitters—7, (latest Aug. 10, '84 at Tor.); 4-Hitters—6, (latest Aug. 24, '82 vs. Tor. at Bal.).  
**Strikeout Highs:**—10, (Aug. 3, '78 vs. Mil. at Bal.); 9, (June 6, '79 vs. K.C. at Bal. 10 inn.)  
**Walk Highs:**—7, twice, (May 2, '78 at Bos. and Sept. 23, '81 vs. Det. at Bal.); 6, 6 times, (latest Aug. 6, '83 vs. Chi. at Bal.).  
**Winning Streaks:**—10, (Apr. 22 thru June 20, '79); 6 (Aug. 24 thru Sep. 23, '81).  
**Losing Streaks:**—4, 4 times, (latest May 10 thru June 29, '84).

**Pitches:** Fastball, curve, slider, and change.

**THE 1984 SEASON**

Though he did not enjoy a particularly successful season professionally, 1984 was a very important year for Dennis as a person. During a long and agonizing winter during which he admitted to alcoholism, he took the first positive, courageous steps to controlling the disease.

Started season in the bullpen where he was 1-2 (thru June 5) with no saves and a 6.58 era (26 ip, 30 h, 19 er) in 14 appearances.

On June 10 returned to starting rotation where he remained for rest of season and fared somewhat better, compiling 6-8 record with a 4.67 era (115.2 ip, 115 h, 60 er) in 24 games, but has still not regained form which made him a winner in 5 of his 1st 6 full seasons in the A.L.

His 2 top efforts (his 2 complete games) were against the A.L.'s 2 best teams: Detroit (a 6-1, 6-hitter on Sep. 12) and Toronto (a 3-hitter in 2-0 loss Aug. 10 at Tor.) . . . He beat ChiSox' Richard Dotson on July 15 for his 1st win at Memorial Stadium in more than a year (beat Oakland July 11, '83) . . . During interim he had lost 6 in a row at home.

Control was Dennis' principal forte . . . He walked only 25 batters in 20 starts (an average of less than 2 per 9 innings) . . . Overall, he fanned more than twice as many as he walked (77 to 37) . . . Sometimes his control was too fine. He led the staff with 26 home run balls.

Spent part of the winter pitching for Frank Verdi at Santurce in Puerto Rican League. Was 0-1 in 3 starts during O's Japan tour last fall (had also accompanied Earl Weaver, Ken Singleton, Rick Dempsey and other major league all stars to Japan in '79).

**1984 AND MAJOR LEAGUE CAREER**

**Starting/Relieving:** As a starter he is 84-75 lifetime in 212 assignments with 4.10 era (1410.2 ip, 1442 h, 642 er) . . . In 70 career relief appearances, is 11-7 with 5 saves and a 3.54 era (178 ip, 166 h, 70 er).

**Vs. Opponents:** Was 2-0 in '84 against Texas, the only club he defeated more than once (take that, John Blake) . . . Has 12 career wins (4 losses) vs. Seattle and 10 each against the Red Sox (lost 14) and Brewers (lost 5) . . . His 14 losses to Boston are also a career high . . . Though he's lost his last 3 decisions to Toronto (including 2 in '84), his 2.14 career era against the Jays represents his best vs. a single opponent . . . Conversely, his 4.66 against the Carmines is his highest against one club.

**Boston:** Has pitched far more against Red Sox than any other team (29 games, 185.1 innings, 24 decisions).

**Milwaukee:** Had no decisions against Brewers in '84, but has won 6 of last 7 decisions against them.

**Oakland:** Was 0-2 vs. A's in '84 and lost to them for 1st time ever at Memorial Stadium (in relief) on May 12 and is now 6-1 here . . . Overall, he's 8-3.

**Seattle:** Won his 1st 7 decisions vs. M's thru '79 . . . Is 5-4 against them in last 5 seasons including 1-0 in '84.

**Toronto:** Has thrown only 4 home run balls in 118 career innings vs. Jays (less than one every 27 innings) . . . The only home run he has ever yielded at Toronto was of the inside-the-park variety to Tony Fernandez last Aug. 10.

**Long Outings:** Has pitched 10 or more innings in a game 9 times in majors and has 3-1 record with 5 no decisions . . . Threw 11 shutout innings at California Aug. 20, '78 and 10 scoreless frames at New York on June 3, '81 but was not a pitcher of record in either game.

**1st Nicaraguan:** In '76, Dennis became the 1st Nicaraguan ever to play in majors . . . Tony Chavez, who pitched briefly for O's in '77, was 2nd and in '80 Twins hurler Al Williams 3rd to make it . . . Cardinals outfielder David Green became the 4th in '81.

**Post-Season:** Did not pitch in either the ALCS or WS in '83 . . . Was O's starter in game 3 of '79 ALCS at Anaheim . . . Pitched well thru 8 innings and carried 3-2 lead into 9th before Angels rallied to win, 4-3 (loss went to Don Stanhouse).

Started game 4 of WS at Pittsburgh, but gave up 6 hits and 4 runs in 1.1 innings before Sammy Stewart came on . . . O's rebounded from 4-0 deficit to win behind Tim Stoddard, 9-6.

**Fielding:** Is one of best fielding pitchers in league . . . Has led A.L. in chances 3 times ('78, '79, '81) and also topped major league hurlers in putouts (20), assists (44) and chances (66) in '81.

## DENNIS MARTINEZ (Cont.)

### PREVIOUS CAREER HIGHLIGHTS BY YEAR

**1983:** Struggled all season while setting career high for era (5.53) and matching his highest loss total (16 in '79) ... Won only one game over final 2 months of season.

**1982:** Equalled his best win total (16 in '78) and was among A.L. leaders in starts (2nd, 39), innings pitched (5th, 252) and wins (8th) ... Won 5 of last 6 decisions, including key victories over Milwaukee in each of his last 2 starts (O's tied Brewers on next-to-last day of season) ... Was 10-4 at home and won 14 straight decisions at Memorial Stadium between losses on Aug. 16, '80 and July 1, '82.

**1981:** Tied 4 others for major league lead with 14 wins while leading O's in won-lost percentage (.737, 14-5), starts (24), innings (179), strikeouts (88) and complete games (9) ... Was 4-1 in Sep. and shared A.L. "pitcher of the month" honors with **Larry Gura** ... Was 8-0 with 2.27 era at home.

Suffered a 4-inch cut on his head when hit by a bottle thrown by a White Sox fan in Chicago on Apr. 22 ... Pitched in relief the following day.

**1980:** Was 11-18 from June 24, '79 thru the '80 season .. Hampered by shoulder problems in 1st half of '80, and pitched in only 7 games before the All-Star break ... Came off DL in mid-July and split time between starting and relieving rest of season.

Pitched for **Ray Miller** at Caguas that winter ... He was 6-2 with a 1.39 era and won the final game that gave Caguas the Puerto Rican championship.

**1979:** Led the A.L. in starts (39), innings (292) and complete games (18) ... Was 10-2 thru June 20, including a career high 10 game win streak ... At that point in his career, he was 41-22 (.651), but went 5-14 after that and finished with only losing record on O's staff (15-16) ... Nine of those 14 losses were by one run.

**1978:** Was 7-7 with 5.13 era thru July 28 ... From then on, went 9-4 (including 8-1 after Aug. 1) with a 1.72 era and 12 complete games in last 15 starts ... Pitched 6.2 hitless innings vs. Seattle on Aug. 25 in Baltimore before **Bill Stein** spoiled it with a single ... Finished with a 2-hit shutout.

**1976-77:** In 1st full season ('77) was 6-3 in 13 starts and 8-4 with 4 saves in 29 relief appearances ... Made his big league debut on Sep. 14, '76 vs. Detroit at Baltimore and picked up the win with 5.2 scoreless relief innings and 5 strikeouts, including the 1st 3 big league hitters he faced.

**Minors:** Originally signed by **Ray Poitevint** and **Julio Blanco Herrera** ... Was 45-19 (.703) in 3 minor league seasons.

Voted top righthander in the International League in '76, leading circuit in wins (14), complete games (16), strikeouts (140) and era (2.50) ... **Scott McGregor** was the top lefthander in the I.L. that year ... Selected to both Topps National Association AAA and International League all-star teams.

**Amateur Background:** Pitched for Nicaragua in amateur world series in both '72 and '73 ... In '73, he lost to U.S., 1-0 in 10 innings at Managua ... Played Little League and Babe Ruth baseball.

**Personal:** **Dennis** and his wife, the former **Luz Marina Garcia**, were married Apr. 29, '73 ... They have 3 children, **Dennis** (11/16/73), **Erica** (9/19/74), and **Gilberto** (4/3/82) ... Now lives year around in the Baltimore County suburb of Randallstown, but also owns an apartment in Key Biscayne, FL.

### BIRDS' FIRST GAME IN BALTIMORE IN '54

The modern American League Orioles made their Baltimore debut in Memorial Stadium on April 15, 1954 before a crowd of 46,354 including Vice President Richard M. Nixon who threw out the first ball. Behind the seven hit pitching of Bob Turley who fanned nine, the Orioles of Jimmy Dykes defeated Paul Richards' White Sox, 3-1, in Baltimore's first American league game in 52 years. Chico Carrasquel, the Chicago shortstop, was the first to bat in the new stadium and singled off Turley.

Clint Courtney won the distinction of hitting the first home run in the brand new stadium (built on the site of the previous municipally owned ballpark used by the International League O's). It was a bases empty blast off Virgil Trucks who also yielded a solo homer to Vern Stephens in the fourth and was the losing pitcher.

The Birds' starting lineup in that game was: Bobby Young, 2b; Eddie Waitkus, 1b; Gil Coan, cf; Vic Wertz, rf; Sam Mele, if; Stephens, 3b; Billy Hunter, ss; Courtney, c and Turley, p.

Many have forgotten that the O's opened that first season on the road, at Detroit, where Don Larsen lost to Steve Gromek, 3-0, on April 13 (the Birds' first game ever) ... The next day at Tiger Stadium (Apr. 14) Duane Pilette gave the O's their first victory, a 3-2 decision over Ray Herbert.

## FELIX ANTHONY (TIPPY) MARTINEZ

Born: May 31, '50; 5'10"; 175; Bats, L; Throws, L; Position: P.

**Birthplace/Residence:** Born and raised in La Junta, in southwestern Colorado ... Owns a home in Timonium, Baltimore, County, but spent the off-season in Englewood, Colorado.

**Contract Status:** Signed thru '86 after agreeing to five-year contract extension in Jan. '81.

**Tenure:** 9 years, 132 days.

**Signed Originally with:** New York Yankees.



YEAR CLUB	W-L	ERA	G	GS	CG	SHO	SV	IP	H	R	ER	BB	SO
1972 Oneonta-1	1-0	2.00	2	1	1	1	1	9	3	2	2	10	9
Kinston	0-0	4.50	5	2	0	0	0	20	22	10	10	13	18
1973 Kinston	13-8	2.66	54	2	0	0	15	105	74	38	31	61	160
1974 Syracuse	7-5	3.78	36	0	0	0	8	64	49	29	27	32	70
New York (AL)	0-0	4.15	10	0	0	0	0	13	14	7	6	9	10
1975 Syracuse	8-2	2.05	14	14	4	1	0	110	91	39	25	35	105
New York (AL)	1-2	2.68	23	2	0	0	8	37	27	15	11	32	20
1976 NY(AL)Bal-2	5-1	2.31	39	0	0	0	10	70	50	19	18	42	45
1977 Baltimore	5-1	2.70	41	0	0	0	9	50	47	17	15	27	29
1978 Baltimore	3-3	4.83	42	0	0	0	5	69	77	41	37	40	57
1979 Baltimore	10-3	2.88	39	0	0	0	3	78	59	29	25	31	61
1980 Baltimore	4-4	3.01	53	0	0	0	10	81	69	30	27	34	68
1981 Baltimore	3-3	2.90	37	0	0	0	11	59	48	21	19	32	50
1982 Baltimore	8-8	3.41	76	0	0	0	16	95	81	39	36	37	78
1983 Baltimore	9-3	2.35	65	0	0	0	21	103.1	76	30	27	37	81
1984 Baltimore	4-9	3.91	55	0	0	0	17	89.2	88	42	39	51	71
M.L. Totals	52-37	3.14	480	2	0	0	110	744.2	636	290	260	372	570

\* Tied for league lead

1—Signed by New York Yankees as an undrafted free agent on 7/26/72.

2—Acquired by Orioles from New York Yankees with pitchers Rudy May, Dave Pagan, and Scott McGregor (assigned from Syracuse to Rochester) and catcher Rick Dempsey in deal for pitchers Ken Holtzman, Doyle Alexander, Grant Jackson, and Jimmy Freeman (assigned from Rochester to Syracuse) and catcher Elrod Hendricks on 6/15/76.

### League Championship Series Record

YEAR CLUB, OPP.	W-L	ERA	G	GS	CG	SHO	SV	IP	H	R	ER	BB	SO
1979 Bal. vs. Cal.													
1983 Bal. vs. Chi.	1-0	0.00	2	0	0	0	0	6	5	0	0	3	5

### World Series Record

YEAR CLUB, OPP.	W-L	ERA	G	GS	CG	SHO	SV	IP	H	R	ER	BB	SO
1979 Bal. vs. Pit.	0-0	9.00	3	0	0	0	0	1.1	3	1	1	0	1
1983 Bal. vs. Phi.	0-0	3.00	3	0	0	0	2	3	3	1	1	0	0
W.S. Totals	0-0	4.16	6	0	0	0	2	4.1	6	2	2	0	1

### All Star Game Record

YEAR CLUB SITE	W-L	ERA	G	GS	CG	SHO	SV	IP	H	R	ER	BB	SO
1983 A.L. Chi.													

(selected, did not appear)

**Longest Relief Stints:**—8.1 innings (May 12, '80 vs. Tex. at Bal.) 7.2 innings, (July 23, '79 vs. Oak. at Bal.)

**Strikeout Highs:**—9, twice, (Aug. 30, '81 vs. Cal. at Bal. and Aug. 30, '80 vs. Cal. at Bal.); 7, twice, (May 7, '79 vs. Oak. at Bal. and Apr. 21, '83 vs. Tex. at Bal.)

**Walk Highs:**—7, (Aug. 24, '75 vs. Cal. at N.Y.); 5, twice, (June 14, '80 at Sea. and June 12, '84 at Mil.)

**Winning Streaks:**—6, (July 28, '76 thru Aug. 3, '77); 5, twice, (May 23, '79 thru July 23, '79 thru June 21, '83 thru Sep. 18, '83).

**Losing Streaks:**—4, twice, (July 20, '84 to present and Sep. 19, '81 thru May 1, '82).

### 1984 SEASON SUMMARY

Bothered by sore left shoulder much of season ... Appeared in 55 games, fewest since abbreviated '81 season ... Saddled with 2nd losing record in pro career ... Still led club in saves (17), for 4th straight year ... Had highest era (3.91) since '78 ... Also allowed major league career highs in walks (51) and hits (88) ... Appeared in only one game after Sep. 8 ...

## TIPPY MARTINEZ (Cont.)

Is now O's all-time leader in saves with 100, surpassing old mark of 88 set by **Stu Miller** ('63-'67) . . . Moved into 2nd on O's all-time list of games pitched with 436 games behind **Jim Palmer's** 558 . . . Is 10th on O's strikeout list with 526.

**1st Half:** Started slowly, yielding 7 earned runs in 1st 3 outings (3.1 innings) . . . Settled down over next 21 games, allowing only 6 earned runs in 35.1 innings while collecting 7 saves thru June 8 . . . Had 6 of those saves from April 29 to May 26 in 11 game span . . . On June 22, thru 1st 29 games, was 3-4 with 10 saves, 3.26 era (47 ip, 17 er) and had given up only 2 homers.

**2nd Half:** In final 26 games was 1-5 with 7 saves and 4.64 era (42.2 ip, 22 er) . . . Gave up 7 home runs . . . Lost last 4 decisions, equalling his longest career losing streak (also lost 4 in '81-'82).

**By-Month: (W-L-S):** Apr.: 0-3-3, 12 g . . . May: 2-1-4, 10 g . . . June: 1-1-4, 11 g . . . July: 1-2-3, 8 g . . . Aug.: 0-1-13, 1 g . . . Sep.: 0-1-0, 4 g.

**1st Batters/Inherited Runners:** Thru June 6 had retired 19 of 23 1st batters and had allowed only 3 base runners out of 21 inherited, to score . . . Remainder of season 16 of 33 inherited base runners scored and 16 of 32 1st batters reached . . . Totals: retired 35 of 55 1st batters (.636) and permitted 19 of 54 inherited base runners to score (a .648 efficiency).

**Ratings:** Accumulated 30 points in "Miller-Brown" Rating system in 55 appearances with 17 saves, 15 holds, and 4 wins against 26 squanders and 9 losses . . . Was 2nd to **Sammy Stewart** . . . (For details on "Miller-Brown" Ratings system, see under **Sammy Stewart** biog, page 184).

**Miscellaneous:** Worked 5 innings vs. Toronto on May 9, longest outing since August 30, '81 . . . Held Blue Jays scoreless in O's 7-3 win . . . Did not accompany team on fall tour of Japan in order to rest shoulder . . . Tied for second in A.L. with 13 wild pitches behind Detroit's **Jack Morris** (14).

### CAREER SUMMARY

**Orioles Only:** Since joining the O's on June 15, '76, is 49-35 (.583) with 100 saves . . . Has pitched 667.0 innings, yielded 577 hits and 237 earned runs (3.20, walked 317 and fanned 516. See "'84 Season Summary" above for rankings on O's all-time lists).

**Saves For:** In '84, he saved games for 7 different pitchers: 4-**Flanagan**; 4-**Boddicker**; 3-**D. Martinez**; 2-**Stewart** and **Swaggerty**; 1-**Davis** and **McGregor**.

Lifetime his 100 Orioles' saves break down as follows: 14-**McGregor**; 14-**D. Martinez**; 14-**Flanagan**; 11-**Jim Palmer**; 9-**Boddicker**; 8-**Davis**; 6-**Steve Stone**; 5-**Stewart**; 5-**Rudy May**; 4-**Ross Grimsley**; 2-**Dave Ford**; 2-**Swaggerty**; 1-**Dick Drago**, **John Flinn**, **Joe Kerrigan**, **Dyar Miller**, **Dave Pagan**, and **Allan Ramirez**.

**Starts:** He has started only 2 games in 480 major league appearances, both losing efforts for the Yankees in '75—to Boston July 27 and to California Aug. 24.

**Sudden Death Wins:** Won only one game in "sudden death" in '84 . . . He has earned 31 wins lifetime at Memorial Stadium, 18 of them in that dramatic fashion.

**Among Leaders:** Ranks 20th on baseball's all-time list of save leaders (since '69) with 110 . . . Is 12th among active major leaguers, 3rd in A.L. behind **Rollie Fingers**-324 and **Dan Quisenberry**-180.

**Vs. Yankees:** Although roughed up by Yankees in '84 (5-g, 0-1, 6-2 ip, 5 er, 6.75 era), his numbers against N.Y. are still his best . . . Suffered his 1st loss to the Yankees since June 3, '81 in 5-4 loss on June 23 . . . During that 3 season undefeated period was 3-0 with 11 saves in 21 games (0.49 era, 36.2 ip, 2 er) . . . Also allowed earned run to Yankees in save appearance on June 22, breaking string of 19 games without allowing Yankees an earned run (30.2 innings) dating back to Sep. 26, '81.

Lifetime in 56 games against Yankees, is 9-6 with 13 saves and a 2.31 era (18.2 ip, 21 er) . . . Wins, saves and appearances all represent career highs vs. one opponent.

**Vs. Other Opponents:** Has beaten every team in A.L. except Angels, but has 9 saves against them . . . Owns losing record against only 2 clubs (Cal., 0-2 and Cle. 1-2) . . . Lost 5 games in '84 to 3 teams that had previously never defeated him (Toronto and Seattle twice, Texas once) . . . His lowest career era is 1.54 vs. the Mariners (41 ip, 7 er) . . . Has highest era 4.84 (44.2 ip, 24 er) vs. Kansas City.

More detailed stats vs. each opponent, '84 and lifetime appear on page 30.

**Home Runs:** Yielded 9 homers in '84 and 19 the past 2 seasons, but has thrown only 43 "gopher" pitches in his A.L. career . . . Twice gave up 2 homers in one game in '84 (vs. N.Y. on June 23 and K.C. on July 8) only the 2nd and 3rd times of his career . . . Only other time was at Cle. April 9, '83 when he gave up 1st grand slam to **George Vukovich** and a back-to-back homer to **Julio Franco**.

Detroit has hit the most off him (9), but 2 opponents haven't hit any lifetime: California and Oakland (also Baltimore) . . . Of 43 lifetime homers he's yielded, 17 have been at Baltimore.

Individually, Texas' **Cliff Johnson** is the only player to have as many as 3 homers against **Tippy** . . . Four others have hit 2, including **Larry Herndon** of Detroit, the only player to have more than one at Memorial Stadium.

### PREVIOUS CAREER HIGHLIGHTS

**1983:** Enjoyed his best big league season, despite missing 3 weeks with an appendicitis . . . Set career highs in saves (21), innings (103.1), and strikeouts (81) . . . Finished 5th in A.L. Rolands Relief Award . . . Picked for all-star game, but did not play . . . Had career best 2.32 era in 65 games.

After June 19, though he was out of action from July 9 thru 30 (did not pitch at all during July) recovering from appendectomy, he went 5-0 with 12 saves and a 1.31 era (60.2 ip, 9 er) in 37 games.

**Pennant Surge:** During the O's 44-game sprint to the A.L. East title (34-10, Aug. 13 thru Sep. 25), was 4-0 with 10 saves in 23 appearances and had a 1.82 era (34.2 ip, 7 er).

**Post-Season:** Made 5 post-season appearances in which he was 1-0 (the ALCS pennant clincher vs. Chicago) with 2 saves while allowing only one run over a 9-inning span . . . Saved games #3 and #4 of world series vs. Philadelphia.

**Pickoffs:** Picked off 3 Toronto runners (**Barry Bonnell**, **Dave Collins**, and **Willie Upshaw**) in the 10th inning Aug. 24 at Baltimore and went on to record a memorable victory . . . See details on page 61 under "vs. Toronto, memorable game".

**1982:** Was 2nd in A.L. in appearances with a career high 76 to Seattle rookie **Ed Vande Berg**, and set a club mark for a lefthander with 16 saves . . . Enjoyed his best season to date after a slow start . . . Was 0-3 with 2 saves and a 7.98 era (14.2 ip, 17 h, 13 er) thru May 8. In 64 appearances thereafter, he was 8-5 with 14 saves and a 2.58 era (80.1 ip, 64 h, 23 er).

Saved both ends of a doubleheader vs. the Yankees on Sep. 14 . . . It was the 1st time in 5 years to the day that feat had been accomplished by an Oriole since **Scott McGregor** did it at Toronto Sep. 14, '77. **Tippy** saved another against New York the following day, giving him 3 in a row.

Experienced the best month of his career in July during which he did not allow a run in 16 appearances totaling 19 innings while surrendering only 6 hits plus 3 walks and striking out 22. In that span he was 2-0 with 5 saves and 7 "holds" and was voted A.L. "player of the month".

During the week of July 19-25, was 1-0 with 2 saves while pitching 9 scoreless innings in 6 games to earn a share of A.L. "player of week" honors with **Robin Yount**.

**1981:** Was 2-2 with 9 saves in 21 games before the strike, but only 1-1 with 2 saves in 16 2nd half appearances. Prevented 39 of 51 inherited base-runners from scoring (.756) . . . Didn't allow a run in a stretch of 12 games spanning 15.2 innings from Apr. 27 to May 24.

**1980:** Was 2nd in the bullpen to **Tim Stoddard** (26 saves) . . . Had a string of 10 straight scoreless appearances from July 23 thru Aug. 23.

**1979:** Retired 23 straight Oakland batters on July 23rd at Baltimore . . . After walking 1st batter he faced, he pitched 7.2 perfect innings and earned the win on a **Pat Kelly** slam.

Over 5 straight appearances starting July 23, he yielded only one hit and no walks and retired 36 of 38 batters faced . . . Also set down 18 of 19 hitters in consecutive appearances June 22 & 23, both vs. Detroit, and won both in "sudden death" . . . Did not pitch in ALCS, but did relieve in 3 WS games (#2, 5, 7).

**1978:** Hampered by tendinitis and finished with highest era of career (4.83). All 3 of his losses were to Yankees . . . Went 26 days between appearances, Sep. 2 to 29.

## TIPPY MARTINEZ (Cont.)

**1977:** Led O's relievers in games, saves and era ... Beat Yankees' **Sparky Lyle** twice and saved a win for **Palmer** over **Catfish Hunter**.

**1976:** After coming to Baltimore June 15, he was 3-1 with 8 saves and a 2.57 era (42 ip, 12 er).

**Yankees:** Was originally signed for the Yankees by **Sam Suplizio** as an un-drafted free agent off the Colorado State (Ft. Collins) campus in '72 ... One year later, he led the Carolina League in saves (15), went 13-8 and fanned 160 in 105 innings.

Joined Yankees for 1st time in Aug. '74, then almost made the club at the start of '75. However, an injury to **Dick Tidrow** (rhp) necessitated adding another righthander to the staff instead. Won the James P. Dawson Award as the top rookie in the Yankees' '75 spring camp.

Was recalled from minors July 16, '75 and went on to lead the staff in saves (8) ... Lyle was 5-7 with only 6 saves that year for N.Y.

**Amateur Background:** Played football, basketball and baseball at La Junta High School, and was drafted as an outfielder by the Washington Senators after his senior year on a late round in June '69, but chose to attend Colorado State.

**Personal:** Tippy is of Spanish-Mexican descent, but is a 3rd generation American and speaks little Spanish ... He and his wife, the former **Carol Sarlo**, were classmates at La Junta High (graduated '69) ... They have 2 children: **Jacen Anthony** (8/2/70) and **Courtney Ann** (10/10/78).

**Tippy** owns a home in Towson and now splits his winters between the Baltimore area and Englewood, CO ... His home town of La Junta honored him Oct. 25, '83 by naming a baseball field in the community "Tippy Martinez" Park on "Tippy Day" ... They also held a day for him after the '79 World Series ... He was named the 1983 Colorado "Professional Athlete of the Year."

## SCOTT HOUSTON MCGREGOR


Born: Jan. 18, '54; 6'1"; 190; Bats, L-R; Throws, L; Position: P.

**Birthplace/Residence:** Born in Inglewood, but grew up in El Segundo, Cal. (Both in L.A. area). Now lives in Phoenix, MD (Baltimore County).

**Contract Status:** Signed five-year contract thru '85 on Dec. 5, '80 ... Signed 4 year extension thru '89 with options for '90 & '91 in Feb. '85.

**Tenure:** 8 years, 25 days.

**Signed Originally with:** New York Yankees.



YEAR CLUB	W-L	ERA	G	GS	CG	SHO	SV	IP	H	R	ER	BB	SO
1972 Ft. L'dale-1	7-3	2.73	11	11	7	3	0	79	66	30	24	25	54
1973 West Haven	12-13	3.29	27	27	14	2	0	197	197	95	72	63	126
1974 Syracuse	13-10	3.44	27	27	12	3	0	199	204	88	76	75	124
1975 Syracuse	6-9	3.99	21	20	5	2	0	124	134	73	55	60	72
1976 Syr.-Roch.-2	12-6	3.06	24	23	14	6	0	162	159	59	55	40	83
1976 Baltimore	0-1	3.60	3	2	0	0	0	15	17	7	6	5	6
1977 Baltimore	3-5	4.42	29	5	1	0	4	114	119	57	56	30	55
1978 Baltimore	15-13	3.32	35	32	13	4	1	233	217	98	86	47	94
1979 Baltimore	13-6	3.34	27	23	7	2	0	175	165	70	65	23	81
1980 Baltimore	20-8	3.32	36	36	12	4	0	252	254	101	93	58	119
1981 Baltimore	13-5	3.26	24	22	8	3	0	160	167	63	58	40	82
1982 Baltimore	14-12	4.61	37	37	7	1	0	226.1	238	126	116	52	84
1983 Baltimore	18-7	3.18	36	36	12	2	0	260	271	101	92	45	86
1984 Baltimore	15-12	3.94	30	30	10	3	0	196.1	216	93	86	54	67
M.L. Totals	111-69	3.63	257	223	70	19	5	1631.1	1664	716	658	354	674

\* Led league ... Tied for league lead  
 1—Selected by New York Yankees' organization in June '72 free agent draft (1st round, regular phase) ... Signed on 6/28/72.  
 2—Acquired by Orioles organization from Yankees' organization on 6/15/76, and assigned by Syracuse to Rochester (International League) in exchange for contract of pitcher Jimmy Freeman ... At the same time, Baltimore acquired pitchers Rudy May, Tippy Martinez and Dave Pagan and catcher Rick Dempsey from the Yankees in deal for pitchers Ken Holtzman, Doyle Alexander, and Grant Jackson and catcher Elrod Hendricks.

## League Championship Series Record

YEAR CLUB, OPP.	W-L	ERA	G	GS	CG	SHO	SV	IP	H	R	ER	BB	SO
1979 Bal. vs. Cal.	1-0	0.00	1	1	1	1	0	9	6	0	0	1	4
1983 Bal. vs. Chi.	0-1	1.35	1	1	0	0	0	6.2	6	2	1	3	2
L.C.S Totals	1-1	0.57	2	2	1	1	0	15.2	12	2	1	4	6

## World Series Record

YEAR CLUB, OPP.	W-L	ERA	G	GS	CG	SHO	SV	IP	H	R	ER	BB	SO
1979 Bal. vs. Pit.	1-1	3.18	2	2	1	0	0	17	16	6	6	2	8
1983 Bal. vs. Phi.	1-1	1.06	2	2	1	1	0	17	9	2	2	2	12
W.S. Totals	2-2	2.12	4	4	2	1	0	34	25	8	8	4	20

## All Star Game Record

YEAR CLUB SITE	W-L	ERA	G	GS	CG	SHO	SV	IP	H	R	ER	BB	SO
1981 A.L., Cle.													

(selected, did not appear)

**Low Hitters:** 2-Hitters—2, (May 22, '80 vs. Det. at Bal. and May 28, '83 at K.C.); 3-Hitters—6, (the latest June 6, '84 vs. Mil. at Bal.); 4-Hitters—6, (the latest July 12, '84 vs. Chi at Bal.).

**Strikeout Highs:**—11, (Sep. 25, '81 at N.Y.) 9, (May 13, '81 at Tor.).

**Walk Highs:**—6, (Sep. 9, '78 at Tor. and April. 2, '84 vs. Chi at Bal.).

**Winning Streaks:**—7, (Apr. 30 thru June 11, '78); 6, (July 2 thru Aug. 4, '83); 5, (Apr. 27, thru May 22, '81. and Apr. 23, thru May 27, '84.).

**Losing Streaks:**—5, (Aug. 2 thru 19, '82) 4, (June 24 thru July 7, '78).

**Pitches:** Fastball, curve, slider, and change.

## THE 1984 SEASON

His season ended on Aug. 28 at California when a ground ball off the bat of **Brian Downing**, in 1st inning, broke the ring finger on his left hand ... To add insult to injury, he was also the losing pitcher that night, having yielded one run during his one inning effort (O's lost 4-2) ... Was on disabled list for rest of year ... Had won 3 straight starts at time of injury.

Lost 3 of his 1st 4 starts thru April 19, then (starting Apr. 23) won 5 straight decisions (thru May 27), 7 of 8 (thru June 11) and was 11-4 over the next 2 months (thru July 17) ... His last 3 efforts during the longest stretch were consecutive complete game wins over K.C. (July 7), Chi. (July 12) and Min. (July 17) during which he allowed only 3 runs (earned) over 27 innings.

A 4 game loss streak followed (July 22 thru Aug. 7) before he won his last 3 decisions prior to the injury.

Although he missed, perhaps, 6 starts, was 2nd on staff in wins (15), shutouts (3) and tied for 2nd in complete games with **Mike Flanagan** (10) behind **Mike Boddicker**.

Was scheduled to make Japan tour with O's, despite injury, but was scratched just before take-off because of need to begin therapy on his broken finger.

**By Month:** Apr. (3-3, 3.98, 6 g) ... May (3-0, 3.32, 6 g) ... June (3-3, 4.42, 6 g) ... July (3-3, 4.23, 6 g) ... Aug. (3-3, 3.74, 6 g) ... **Note:** He was 3-3 in 4 of the 5 months he pitched and appeared in exactly 6 games in each of those 5 months.

**Miscellaneous:** His final victory, on Aug. 22 vs. Twins, was 111th of his career, moving him past **Milt Pappas** into 5th place on O's all-time list (see page 9 for list) ...

Was 11-4 at home and 4-8 on road, a sharp reversal from '83 when he was only 4-6 in Baltimore but 14-1 away (regular season) ... Led staff in pitcher pickoffs with 9 (see "pickoffs" below under "84 & Major League Career").

Has won 13 or more for 7 straight seasons ... His lone wild pitch on June 27 snapped a string of 64 straight games without one (see "Control" below) ... Walked an average of nearly 2.5 batters per 9 innings, well above his career standard (1.95).

## 1984 AND MAJOR LEAGUE CAREER

**Post-Season:** Has 3-3 record with 1.63 era (9 er.49.2 ip) in 6 post-season starts, and holds distinction of pitching shutouts to clinch the A.L. pennant (vs. Angels) in '79 and the World Championship in '83 (vs. Phillies) ... All 3 wins have been on road and 3 losses at home.

## SCOTT MCGREGOR (Cont.)

**1983:** Hurlled 5-hitter to beat Phillies in decisive 5th game of WS, winning 5-0 at Vet Stadium (his 15th win in 16 road decisions in '83) . . . Was 2nd Oriole to hurl a shutout in a WS clincher . . . **Dave McNally** blanked Dodgers in '66 game #4 to give O's 1st world title.

Lost his other 2 starts, game one of ALCS to Chicago and game one of WS, both at home and both by 2-1 scores to eventual Cy Young Award winners (**Lamarr Hoyt** and **John Denny**).

**1979:** Became 1st Oriole other than **Jim Palmer** to win a pennant clincher for O's when he blanked Angels at Anaheim in 4th ALCS game, 8-0 on a 6-hitter (see "vs. California" below) . . . **Tippy Martinez** joined that select group in '83.

Went route to beat Pirates at Pittsburgh in game #3 of WS, 8-4, but lost the 7th game at Memorial Stadium. In that one, he led 1-0 (on **Rich Dauer** hr) after 6th, and was trailing only by 2-1 when he left after 8 for pinch-hitter (final score was 4-1).

**Winning:** His 93-50 (.650) record over last 6 years ('79-'84) represents highest won-lost pct. in majors for that period, just ahead of **Steve Carlton** (106-58, .646) and **Ron Guidry** (91-51, .641).

Is 4th in majors in wins over same period (6 years) behind **Carlton** (106), **Jack Morris** (103) and **Joe Niekro** (98), and ahead of **Guidry** (91) and **Mike Flanagan** (88) . . . With 80 victories in last 5 seasons, trails only **Carlton** (88) and **Morris** (86).

Was 3-9 at the start of his O's career, but from Apr. 30, '78 thru '84, is 108-63 (.632).

**By Month Lifetime:** April is the only month in which he has a career losing record (10-11) . . . May 22-8; June 18-11; July 22-11; Aug. 20-16; Sep. 17-12; Oct. 2-0.

**Control:** Has thrown only one wild pitch in more than two seasons . . . In that period, since Aug. 10, '82, he has worked in 77 games and pitched 501 innings . . . The wild pitch charged on June 27 against Boston snapped a streak of 64 games and 417 innings without one.

Though his '84 base on balls ratio of nearly 2.5 per 9 innings was unusually high (nearly a walk a game more than in '83, and well above his 1.95 career average), he issued 2 or fewer walks in 22 of his 30 starts: 0 walks-7, 1 walk-7, 2 walks-8.

His career yield (1.95) ranks 3rd on O's list (minimum 500 innings) behind: **Dick Hall** (1.47) and **Robin Roberts** 1.81 . . . Was 2nd in majors in '83 at 1.56 behind **Lamarr Hoyt** (1.07), among qualifiers, and led A.L. in '79 at 1.18.

Over the last 7 years, has walked no more than one batter in 129 of 216 appearances . . . In one month-long '79 stretch, pitched 46.1 consecutive walkless innings (June 29 to July 29).

Has twice walked as many as 6 batters in a game: Sep. 9, '78 vs. Toronto (won by shutout) and Apr. 2, '84 vs. Chicago (opening day, lost 5-2) . . . Two of walks in latter effort were intentional.

**Shutouts:** Pitched 3 shutouts in '84; June 6 vs. Mil. (3 hits), July 12 vs. Chi. (4 hits) and Aug. 22 vs. Sea. (9 hits) . . . Also combined with **Tom Underwood** and **Bill Swaggerty** to blank Angels on 4 hits May 27.

Ranks in tie for 5th on O's all-time list with **Steve Barber** (19) . . . Has pitched all 19 career shutouts over last 7 seasons ('78-'84) and is tied with **Ron Guidry** for most in A.L. in that period (**Dave Stieb** and **Mike Caldwell** are tied for 3rd with 18 apiece).

Despite 6-9 lifetime record vs. Yankees (see "vs. N.Y." below), has shut out the Bombers 4 times and one other victory was a combined shutout . . . Has blanked Minnesota and Toronto 3 times each and Chicago & Seattle twice each.

**Pitcher Pickoffs:** Led O's staff with 9 pick offs (including caught stealings when runner had broken before throw to 1st), one more than perennial club leader **Mike Flanagan** . . . Lifetime, Scott has picked off 33 runners, 2nd among current O's to **Flanagan's** 55.

**Vs. Opponents:** Was 10-4 in 16 starts vs. western teams and 5-8 against the east in 14 tries . . . Has winning record against all opponents but Boston (4-8) and New York (6-9) . . . See full stats vs. each opponent on page 00.

**Boston:** Has won his last 2 decisions against Carmines including one in '84 following a 5 game losing streak . . . Is only 4-8 lifetime.

**California:** Went 3-1 against Angels in '84. His only loss

occurred on Aug. 28 when he broke his left ring finger (ground ball) in 1st inning after giving up one run and had to leave game.

That defeat ended a string of 10 consecutive wins (in 10 starts) at Anaheim (including shutout win in decisive 4th game of '79 ALCS) . . . It was only his 2nd lifetime defeat in the Angels' stadium (1st one: Aug. 18, '78).

Has more regular season victories vs. Angels (16) than against any other opponent . . . Lost his first 2 decisions to them (both in '78). Since then he's gone 16-3 (not including a pennant winning shutout in '79 ALCS).

That stretch included 12 straight wins vs. Cal. (beginning July 8, '79) in as many starts (including the ALCS triumph), a streak which was finally snapped by **Steve Renko** on July 19, '82 . . . Is 5-2 vs. California in last 2 years . . . Has held California batters to a .235 lifetime average (149-for-634) while compiling a 2.60 era (162.2 ip, 47 er).

**Cleveland:** Was 0-3 in 4 '84 starts, but still holds 10-7 lifetime edge.

**Milwaukee:** Beat **Don Sutton** in back-to-back complete games (June 6 & 11), 3-0 and 3-1, allowing only 10 hits and 1 run in 18 innings. Has now beaten Brewers 5 straight times since losing 5 of his first 6 decisions against them. His last loss was on May 10, '80 to **Lary Sorensen**.

**New York:** Was 0-2 against the Yankees and has now lost 4 straight since his latest victory, on Sep. 6, '82 (over **Ron Guidry**) . . . Is 6-9 lifetime.

His first 5 wins against Yankees were shutouts (4 solos and a combination with **Tippy Martinez**), and 3 were 1-0 decisions. In his most recent win (Sep. 6, '82) which he won 8-2, he pitched 5.2 scoreless innings before being relieved.

One of his shutouts was a 3-0 rain-shortened triumph on Aug. 13, '78. In that game, led 3-0 thru 6 innings, but was touched for 5 runs in top of 7th . . . However, it started to rain in bottom of that inning, play was halted and game was subsequently called. Score reverted to last completed inning, giving O's a 3-0 win . . . The rules have since been changed to prevent a re-occurrence.

**Oakland:** Had no '84 decisions, but has won 4 in a row since a loss on Aug. 22, '81 . . . He's 7-3 lifetime.

**Texas:** Boosted his spotless career record vs. Rangers to 6-0 . . . Did not pitch against Texas for 2½ years between July 29, '80 and May 14, '83.

**Toronto:** Was 2-2 in '84 . . . His loss to **Jim Clancy** on Apr. 19 snapped a 7 game winning streak vs. Jays . . . He hadn't lost to them since **Tom Underwood** beat him on June 26, '80.

His career 2.60 era vs. Toronto is tied for lowest against one opponent (with California).

**Injuries:** Has had disabling arm problems several times . . . Weak muscles in his left shoulder bothered him for most of 2nd half of '82 and he worked just 82 innings after the all-star break . . . Underwent a therapy and exercise program for the shoulder the following winter, and enjoyed a banner '83 season.

In spring of both '79 and '80, was troubled by inflamed muscles in left elbow, but overcame the malady thru therapy prior to the spring of '81.

## PREVIOUS CAREER HIGHLIGHTS BY YEAR

**1983:** Rebounded from injury-plagued '82 to lead O's in wins (18), starts (36), innings (260, career high) and complete games (12) and compiled his best era (3.18) in 7 big league seasons.

Was 14-1 on road and 4-6 at home (plus 1-0 on road and 0-2 at home during post-season) . . . A string of 14 consecutive road victories over a 2-year period was snapped by Yankees on Sep. 9 (hadn't lost on road since Aug. 19, '82) . . . At season's end (including WS) he had won 16 of his last 17 road decisions . . . Conversely, did not win at home after July 30.

In 20 starts from May 28 thru Sep. 3, was 13-2 with 9 complete games and a 2.20 era (39 er, 159.2 ip) . . . Was 9-4 before the all-star break and 9-3 after . . . Was only O's starter who did not miss a turn.

Was named lefthander on AP's major league all star team and was 6th in Cy Young vote . . . Gave up a club high 24 home runs . . . Did not throw a wild pitch all season . . .

**1982:** Suffered shoulder problems in 2nd half and had highest era of pro career (4.61), but also set personal high with 37 starts . . . Was 2-6 in 13 starts beginning Aug. 1 (6.83 era).

**SCOTT McGregor (Cont.)**

**1981:** Led O's starters in era (3.26) and tied for 2nd in A.L. in wins (13) . . . Selected to A.L. all star team but did not pitch in game at Cleveland.

**1980:** Became 20-game winner for 1st time when he defeated Cleveland's **Len Barker** (also going for 20th win) on final day of season . . . Was 19-6 after May 21 . . . Didn't make 1st start until Apr. 22 because of arm problems.

**1979:** Recovered from sore elbow and an 0-2 record over the 1st 2 months to go 13-4 with 2.94 era starting June 11 . . . Had A.L.'s best ratio of men on base to innings pitched + 15 (175 ip/165 h, 22 bb, 2hb) . . . Was named A.L. "player of week," Aug. 27-Sep. 3.

**1978:** In 1st year as regular starter, opened slowly with 0-3 record and 13.50 era thru Apr. 24 . . . After that, was 15-10 with 2.74 era . . . Retired 1st 20 batters against K.C. on Aug. 20 before **Hal McRae** doubled with 2 out in 7th.

**1977:** Was 2-1 in 5 starts and 1-4 with 4 saves in 24 relief appearances . . . Earned 1st big league win as starter vs. Cleveland Apr. 20, then waited 4 months and 4 days for next victory, in relief vs. ChiSox . . . Saved 2 games in one night at Toronto Sep. 14th to keep O's in pennant race (it was night before forfeited game).

**1976:** Made big league debut in relief on Sep. 19 at Cleveland after being recalled from Rochester. Made 1st start and absorbed 1st loss in majors on Sep. 29th, losing to Milwaukee's **Jerry Augustine** at Memorial Stadium.

**Minor Leagues:** Started '76 at Syracuse (Yankees) but came over to Rochester in mid-June after 10 player trade . . . Named top left-hander in International League after going 12-6 and leading league in shutouts (6).

Was Yankees' 1st pick in June '72 free agent draft . . . Went to spring training 4 straight years with Yanks at Ft. Lauderdale ('73-'76), but never spent a day on regular season roster.

Led Eastern League in '73 and International League in '74 in complete games and innings . . .

**Amateur Background:** Was teammate of **George Brett** (whom he out-hit senior year) at El Segundo High School where he was 51-5 with an 0.29 era (including 18-1 as a senior) in 4 seasons . . . Also played basketball.

Played Little League, Babe Ruth and American Legion baseball . . . His El Segundo team won Babe Ruth world championship in '69.

**Personal:** Orioles' player representative . . . Attended El Camino Jr. College . . . Very active in Fellowship of Christian Athletes and coordinates Orioles chapel services . . . Arranged 2 charity basketball games during past winter, Orioles vs. "Meadowlark" Lemon's All-Stars, for benefit of building fund for The Rock Church in Baltimore County.

Scott and his wife, the former **Cara Bell**, were married in Baltimore on Sep. 27, '76 . . . They have 2 children: **Eric Scott** (11/22/78) and **Katherine Noel** (10/28/80).

**EDDIE CLARENCE MURRAY**


Born: Feb. 24, '56; 6'2"; 200; Bats, L-R; Throws, R; Position: 1B.

**Birthplace/Residence:** Born and raised in Los Angeles, Cal. Now lives in Phoenix, Md. and L.A.

**Contract Status:** Signed five-year contract (with option for a sixth year) extending thru '85 season on Dec. 26, '80.

**Tenure:** 8 years.

**Signed Originally with:** Orioles



YEAR CLUB	AVG.	G	AB	R	H	2B	3B	HR	RBI	BB	SO	SB	CS	HP
1973 Bluefield—1	.287	50	188	34	54	6	0	11	32	19	46	6	1	2
1974 Miami	.289	131	460	64	133	29	7	12	63	58	85	4	3	5
1974 Asheville	.286	2	7	1	2	2	0	0	2	1	1	0	0	0
1975 Asheville	.264	124	436	66	115	13	5	17	68	53	79	7	4	4
1976 Charlotte	.298	88	299	46	89	15	2	12	46	43	41	11	3	1
1976 Rochester	.274	54	168	35	46	6	2	11	40	34	27	3	1	1
1977 Baltimore	.283	160	611	81	173	29	2	27	88	48	104	0	1	1
1978 Baltimore	.285	161	610	85	174	32	3	27	95	70	96	6	5	1
1979 Baltimore	.295	159	606	90	179	30	2	25	99	71	78	10	2	2
1980 Baltimore	.300	158	621	100	186	36	2	32	116	54	71	7	2	2
1981 Baltimore	.294	99	378	57	111	21	2	*22	*78	40	43	2	3	1
1982 Baltimore	.316	151	550	87	174	30	1	32	110	70	82	7	2	1
1983 Baltimore	.306	156	582	115	178	30	3	33	111	86	90	5	1	3
1984 Baltimore	.306	*162	588	97	180	26	3	29	110*	107	87	10	2	2
M.L. Totals	.298	1206	4546	712	1355	234	18	227	807	546	651	47	18	13

M.L. Totals .298 1206 4546 7121355 234 18 227 807 546 651 47 18 13  
 GWRBI: '79-14; '80-16; '81-10; '82-20; '83-17; '84-19. Total: 96.  
 \* Led League • Tied for league lead  
 1—Selected by Orioles organization in June '73 free agent draft (3rd round, regular phase) . . . Signed on 7/1/73.

**League Championship Series Record**

YEAR CLUB, OPP.	AVG.	G	AB	R	H	2B	3B	HR	RBI	BB	SO	SB	CS	HP
1979 Bal. vs. Cal.	.417	4	12	3	5	0	0	1	5	5	2	0	0	0
1983 Bal. vs. Chi.	.267	4	15	5	4	0	0	1	3	3	3	1	0	0
L.C.S. Totals	.333	8	27	8	9	0	0	2	8	8	5	1	0	0

**World Series Record**

YEAR, CLUB, OPP.	AVG.	G	AB	R	H	2B	3B	HR	RBI	BB	SO	SB	CS	HP
1979 Bal. vs. Pit.	.154	7	26	3	4	1	0	1	2	4	4	1	0	0
1983 Bal. vs. Phi.	.250	5	20	2	5	0	0	2	3	1	4	0	0	0
W.S. Totals	.196	12	46	5	9	1	0	3	5	5	8	1	0	0

**All Star Game Record**

YEAR CLUB, SITE	AVG.	G	AB	R	H	2B	3B	HR	RBI	BB	SO	SB	CS	HP
1978 A.L., S.D.	.000	1	2	0	0	0	0	0	0	0	0	0	0	0
1981 A.L., Cle.	.000	1	1	0	0	0	0	0	0	0	1	0	0	0
1982 A.L., Mil.	.000	1	1	0	0	0	0	0	0	0	0	0	0	0
1983 A.L., Chi.	.000	1	2	0	0	0	0	0	0	0	0	0	0	0
A.S.G. Totals	.000	3	5	0	0	0	0	0	0	0	1	0	0	0

**Career Highs, Game:** Runs—4, twice, (Sep. 18, '78 at Cle., and Apr. 10, '83 at Cle. ties club record); Hits—5, (Apr. 17, 2nd game '82 at Chi. ties club record); 4, 15 times including 2 in '84, (the latest Aug. 31 at Sea.); Home Runs—3, twice, (Aug. 29, 2nd game, '79 at Min. and Sep. 14, '80 at Tor., ties club record); 2, 9 times plus once in '83 WS, (latest reg. season Sep. 22, '83 at Det.); RBI—7, (Aug. 29, 2nd game, '79 at Min); 6, twice, (Aug. 16, '81 vs. Chi. at Bal.; June 19, '84 at Bos.); 5, 3 times, (Sep. 19, '81 vs. Mil. at Bal.; Aug. 26, '82 vs. Tor. at Bal. and Sep. 18, '83 vs. Mil. at Bal.).  
**Grand Slams:**—9, (see page 13).  
**Hitting Streaks:**—22, (Aug. 17 thru Sep. 10 '84); 19, (Apr. 18 thru May 8, '79); 16 (June 3 thru Sep. 19, '80); 15, (Sep. 16 thru Oct. 1, '77); 14, (July 8 thru 24, '79, and Apr. 5 thru 25, '82, 1st games of the season).

**THE 1984 SEASON**

**Eddie** enjoyed another outstanding season. Led American League and tied for major league lead in game-winning rbi (19, with **Gary Matthews**) and on-base pct. (.410, with **Matthews** and **Tony Gwynn**). Led majors in walks (107) and intentional walks (25).

Also led club in batting (.306), hr (29), rbi (110), slugging pct. (.509), and sacrifice flies (8). Was also among league leaders in avg. (8th), hr (9th), rbi (5th), total bases (299, 9th), and slugging pct. (10th).

Batted .300 or over and drove in 100+ runs, both for 3rd straight season and 4th in last 5. Hit over 20 hr for 8th year in a row. Hit .306 for 2nd straight year.

Has had more rbi in last 5 years than any other major leaguer. Has averaged 28 hr and 101 rbi per year in 8 big league seasons.

He and teammate **Cal Ripken** were only major leaguers to play every inning of every game.

Won a record 5th "Most Valuable Oriole" Award, received his 3rd consecutive "Gold Glove Award," and was named to the American League All-Star team for the 5th time.

Hit .367 (49-18) with 9 homers and 22 rbi in 14 games on Japan Tour (see page 43 for details).

**1st Hot Stretch:** Hit only .195 (41-8) with 1 hr and 4 rbi in the 1st 12 games thru Apr. 19 (O's were 2-10).

On Apr. 20, with O's trailing Twins at home, 2-1 in 7th, hit 2-out game-tying single off **Ron Davis**, then hit 2-run hr in 10th, also off **Davis**, to win 4-2 and launch O's on a 29-12 stretch (.707 pct.) thru June 4.



## EDDIE MURRAY (Cont.)

From Apr. 20 thru May 30, hit .389 (131-51) with 9 hr, 43 rbi, and a .503 on-base pct. in 37 games. Had 12 gwrb in this stretch, during which the club was 26-11.

Thru May 30, had incredible .525 avg. (40-21) with men in scoring position.

**Player of Month/Week:** Was honored in May for hitting .385 (91-35) with 6 hr, 24 rbi, and 26 walks in 26 games. Had .648 slugging pct., and .513 on-base pct.

Was player of the week May 14-20. Hit .350 (20-7) with 3 hr and 10 rbi.

Is one of only 3 4-time winners of player of the month honors (**Rod Carew** and **Jim Rice** are the others) since award was instituted in '75. Also won it Sep. '81 & '82 and April '82.

**6-RBI Game:** Gave O's one of year's most thrilling wins June 19 at Boston. After fanning 1st 3 times, came up in 8th with bases loaded and O's down 7-1. Crushed reliever **Bob Stanley's** 1st pitch into center-field bleachers.

Came up again in 9th with bases loaded, O's now trailing 7-6, and drilled a 2-run single off **Steve Crawford** for 8-7 lead. O's won, 9-7.

**2nd Hot Stretch:** In 37 games from Aug. 1 thru Sep. 10, hit .383 (133-51) with 6 hr and 26 rbi.

**22-Game Hitting Streak:** Hit in 22 straight games from Aug 17 thru Sep. 10, breaking **Doug DeCinces'** single season club record 21 set in '78. Tied **DeCinces'** club mark over two seasons ('78-'79).

Was longest streak in A.L. history by a switch-hitter, topping the 20-game streaks achieved by **Walter Schang** (Phi., '16) and **Dave Philley** (Phi., '53).

Batted .442 (77-34) with 5 hr and 20 rbi during streak.

**Walking Man:** Led the majors and set career highs by walking 107 times and drawing 25 intentional passes. Set A.L. record for most int. walks by a switch-hitter, exceeding **Mickey Mantle's** 23 established in '57.

Also set club mark for int. walks, breaking **Ken Singleton's** 19 set in '83.

**Miscellaneous:** Hit .310 (142-44) with runners in scoring position, 2nd on club to **Ripken's** .311. Had .344 pct. (122-42), driving in men in scoring position with less than 2 out, 2nd best on club to **Wayne Gross'** .391.

Had 51 multi-hit games (2nd on club to **Ripken's** 55), including 9 3-hit games and 2 4-hit games.

Had 10-game hitting streak (May 5-15) in addition to 22-game string (see above).

**Injury:** Was hit above right wrist sliding into 2nd base by **Tony Phillips'** relay to first at Oak. May 22. Was limited to DH role for 3 games (May 23, 24, 28).

**Most Valuable Oriole:** Won a record 5th "MVO" award, surpassing **Brooks Robinson's** 4. Was his 4th straight honor (shared with **Cal Ripken** in '83) and 5th in his 8-year career (won 1st in '78). Was unanimous selection for 3rd time (also '81, '82). (See "Most Valuable Orioles," p. 23).

## 1984 AND MAJOR LEAGUE CAREER

**Average:** Hit .300 for the 4th time in his 8-year career. Has never hit less than .283. Raised his lifetime avg. to .298, 4th on O's all-time list.

Led club in batting for 4th time in last 5 years. Only **Brooks Robinson** has led more times (5). **Frank Robinson** and **Ken Singleton** also led 4 times.

**Hitting at Home:** Easily led club in hitting at home with 18 hr, 57 rbi, and .329 avg., (283-93), 42 points ahead of runner-up **Cal Ripken** (.287). Hit .285 (305-87) with 11 hr and 53 rbi on road.

Lifetime had career .30225 (2220-671) avg. at Memorial Stadium, 2nd in club history to **Frank Robinson's** .305 (1380-421). **Tommy Davis** is 3rd (.30215, 834-252). They are the only 3 players in Orioles history with lifetime averages over .300 at home.

**O's "Triple Crown:"** Led the club in avg., hr, and rbi in '84 for 3rd time ('81 and '82 also). Is only Oriole ever to lead in all 3 categories in one season 3 times. **Frank Robinson** achieved the distinction twice ('66 and '67), and **Gus Triandos** ('55), **Jim Gentile** ('61), and **Boog Powell** ('63) earned the honor once each.

**Home Runs:** Led the club in hr for the 5th straight year and 6th time overall ('77, tied with **Lee May**), a club record.

Hit 2 grand slams (see below), 5 3-run shots, 9 with one on, and 13 solos.

**O's All-Time:** Ranks 3rd in club history (227) behind **Powell** (303) and **Brooks Robinson** (268).

**In Majors:** Has 148 in last 5 years (starting '80), 2nd only to **Mike Schmidt** (154).

In span of 8-year career (starting '77), only **Schmidt** (294), **Jim Rice** (256), and **George Foster** (234) have more hr. **Dave Kingman** (227) has as many. Others nearby: **Reggie Jackson** (222), **Don Baylor** and **Dale Murphy** (200 each).

**20 or More 8 Straight Years:** Has hit at least 22 hr in each of his 8 big league seasons. Only **Powell** (8) has had as many 20-hr seasons in club history. Is 2nd to **Schmidt** (11 straight) among current major leaguers in consecutive 20-hr seasons.

**Among Switch-Hitters:** Ranks 4th on all-time hr list for switchers, trailing **Mickey Mantle** (536), **Reggie Smith** (314), and **Ken Singleton** (246). **Ted Simmons** (226) ranks 5th. (See "Switch-Hitting" below).

Is one of only 3 switchers in major league history to have multiple 30-hr seasons (**Mantle-9**, **Murray-3**, **Smith-2**).

**Multi-HR Games/HR from Both Sides:** Has homered twice during a game 10 times (9 reg. season), most recently the decisive 5th game of the '83 World Series at Philadelphia (Oct. 16).

Has tied club record with 3 hr in a game twice: Aug. 29 (2nd game) '79, at Min. (2 off **Geoff Zahn**, 1 off **Mike Marshall**) and Sep. 14, '80 at Tor. (2 off **Jackson Todd**, 1 off **Mike Barlow**). Only other Oriole to accomplish the feat more than once was **Powell** (3 times).

Has also hit homers both righthanded and lefthanded in the same game 5 times in his career, tied for 3rd all-time behind **Mantle** (10), **Smith** (6), **Roy White** (also did it 5 times). Accomplished it twice in '82, tying **Mantle's** major league record.

**Grand Slams:** Hit 2 slams in '84 to set club career record (9) and break tie with **Powell** (7). Hit 1st June 19, at Boston off **Bob Stanley** (See "6-RBI Game" above) and the 2nd July 7 (1st game), at home off K.C.'s **Larry Gura**. Was 3rd 2-slam season. (See p. 13 for more details.) Set another club mark by hitting his 6th slam at Memorial Stadium, breaking tie with **Lee May** (5).

Only 28 players in baseball history have hit more slams lifetime, including 4 who are active: **Dave Kingman** (14), **George Foster** (11), **Jeff Burroughs** and **Reggie Jackson** (10 each). **Rusty Staub** also has 9.

Only **Mantle** (9) has hit as many slams among switch-hitters all-time.

**Runs Batted In:** Led club in rbi for 5th straight year (starting '80) and 6th overall ('78 also). Is only player in Orioles history to lead club in rbi 6 times.

1984: Drove in 6 runs, all in last 2 innings, June 19 at Boston for his season high. (See "6-RBI Game" above).

Of his 110 rbi, 40 (36%) drove in tie or lead run, including 16 in 7th inning or later. Both marks led the club.

**Career:** Ranks 3rd in club history (807) behind **Brooks Robinson** (1,357) and **Powell** (1,063).

Drove in over 100 runs for 4th time in '84, the most 100-rbi seasons ever by an Oriole. (**Powell** had 3.)

Has had 95 or rbi in all but 2 seasons, his rookie year (88 in '77) and strike-shortened '81 (78, which led the league). Has averaged 101 rbi per year for 8 years.

**Among Major League Leaders:** Had 5th best total in majors (and in A.L.) in '84, tied with **Don Mattingly**.

In last 5 seasons (starting '80), has more rbi than any other major leaguer (525). **Mike Schmidt** (514) is 2nd in that period.

In the span of his 8-year career, only **Jim Rice** (876) has more rbi. Is tied with **Schmidt** for 2nd (807). **George Foster** (796) is 4th.

**Switchers:** In '80 he and **Singleton** (104) became only 2nd switch-hitting duo to drive in 100 runs apiece in last 50 years. **Ted Simmons** and **Reggie Smith** of the '74 Cardinals were the other pair. (See "Switch-Hitting" below).

## EDDIE MURRAY (Cont.)

**Game-Winning RBI:** Tied Gary Matthews for major league lead in '84 (19). Had gwrb in 6 of 8 wins spanning 11 games starting Apr. 20 thru 30.

Has 82 gwrb since the stat became official in '80, the most by any major leaguer. His 96 since the stat was first kept by the league ('79) is also tops among major leaguers.

Has 131 lifetime, 3rd in O's history behind Brooks Robinson (184) and Boog Powell (140).

**Every Inning, Every Game:** Became 2nd Oriole ever to play every inning of every game (including 3 as DH). He and Cal Ripken (who did it in '83 and '84) are the only major leaguers to achieve that distinction since Sal Bando did it for the Oakland A's in '69.

Was one of 5 major leaguers to play every game of season (Ripken, Gary Gaetti, Dwight Evans, and Dale Murphy were the others).

Has now played in 164 consecutive games (starting Oct. 1, '83).

**Ironman:** Has missed only 29 games in 8 years while playing in 97.6% of all Orioles games (1206 of 1235) in that period.

Played in 444 straight games Aug. 21, '77 thru July 13, '80, 2nd longest streak in club history (See p. 142 for more details).

**1st Half/2nd Half:** (See p. 40).

**By Month:** May was best month in '84, which lifetime is his worst. Had worst month in September, normally his best.

**1984:** Apr.: .296 (81-24), 4 hr, 23 rbi, 23 g; May: .385 (91-35), 6 hr, 24 rbi, 26 g; June: .260 (104-27), 4 hr, 15 rbi, 28 g; July: .298 (104-31), 7 hr, 18 rbi, 28 g; Aug.: .371 (105-39), 4 hr, 23 rbi, 28 g; Sep.: .233 (103-24), 4 hr, 7 rbi, 29 g.

**Lifetime:** Apr.: .293 (546-160), 23 hr, 103 rbi, 148 g; May: .274 (800-219), 28 hr, 125 rbi, 212 g; June: .297 (753-224), 38 hr, 113 rbi, 199 g; July: .302 (712-215), 41 hr, 130 rbi, 188 g; Aug.: .294 (804-236), 44 hr, 151 rbi, 215 g; Sep.: .321 (871-280), 47 hr, 168 rbi, 228 g; Oct.: .350 (60-21), 6 hr, 17 rbi, 16 g.

Had best month ever in Apr. '82. Hit .441 (68-30). Best month for hr was June '78 (11). Most rbi in a month was 30, Sep. '80. (See "Great Endings" below).

**Switch-hitting:** Had better avg., slugging pct., and hr frequency as a lefthanded batter. Has career high avg. from right side, but higher power figures as lefthander. (See "Home Runs" and "Runs Batted In" above.)

**1984:** Hit career high .320 (438-140) as lhb. Averaged a hr every 18.25 ab (24 hr), and had .541 slugging pct.

As an rhb, hit .267 (150-40), averaged a hr every 30 ab (5 hr), and had a .413 slugging pct.

**Career:** Has hit better as lhb 4 times in 8 years, including last 2. Has also had better hr frequency as lhb 4 times ('84 was 1st time since '80). Has had better slugging pct. as lhb 5 times, including last 2 years.

**Lifetime figures:** As rhb: .303 avg. (1408-426), 66 hr, .502 slugging pct (707 tb), 1/21.3 hr frequency.

As lhb: .296 avg. (3138-929), 161 hr, .510 slugging pct (1599 tb), 1/19.5 hr frequency.

**Natural righty:** Turned to switch-hitting in '75 and '76 while in the minors. Cal Ripken, Sr., and Jim Schaffer were instrumental in assisting with switch.

**East Vs. West:** Hit over .300 vs. 4 of 6 East teams, but only .269 (283-76) with 11 hr and 35 rbi overall. Feasted on West teams, batting .341 (305-104) with 18 hr and 75 rbi, batting over .300 vs. 6 of the 7. (See "Vs. Opponents" below and p. 40 for more details.)

Lifetime has fared slightly better vs. East, with .299 avg. (2270-678), 118 hr, and 407 rbi. Vs. West has hit .297 (2276-677) with 109 hr and 400 rbi.

**Vs. Opponents:** Batted over .300 in '84 vs. 10 of 13 teams, enjoying greatest success vs. Sea. (.425) and Cal. (.386). (See p. 40 for more details.)

Has lifetime avg.'s over .300 vs. 5 teams: Cle. (.350), Cal. (.325), Tor. (.324), Mil. (.318), and Min. (.317).

**Bos.:** Despite hitting only .118 (a career low vs. Bosox), had biggest game of '84 at Bosox' expense. (See "6-RBI Game" above)

**Chi.:** Hit 4 hr vs. Chi. (and Mil.), his highest output vs. any club. Has hit .338 (133-45) with 6 hr and 20 rbi over last 3 years (since start of '82, reg. season only).

**Cle.:** His .350 lifetime avg. is his best vs. any club. Since start of '81, has hit .393 (150-59) with 8 hr and 37 rbi in 43 games.

**Det.:** Has compiled his lowest career avg. vs. Tigers (.251), but has more lifetime hr (24) and rbi (77) than vs. any other team.

**K.C.:** Has hit .315 (130-41) with 9 hr and 26 rbi in 36 games vs. Royals since start of '82.

**Mil.:** Had season-high 4 hr (also had 4 vs. Chi.). Has hit .347 (170-59) with 13 hr and 37 rbi in 46 games since start of '81.

**Min.:** Has hit .340 (159-54) with 10 hr and 36 rbi in 40 games since start of '81. Had dramatic game-winning hr Apr. 20 (see "Torrid Start" above).

**Sea.:** After a 2-year drought (.183, 82-15), hit .425 (40-17) with 13 rbi in 12 games, his best totals vs. any opponent (also had 13 rbi vs. Cal.), and clubbed 3 hr.

**Fielding:** Led major league 1st basemen and set club records in putouts (1538), assists (143), and total chances (1694). Also led m.l. 1st basemen in double plays (152), and was 2nd to Steve Garvey in games (159 to 160). (Eddie was DH in 3 games).

Already holds club marks for double plays (158, '80), and fielding pct. (.997, '82).

Has .99468 career fielding pct. (57 errors, 10,731 total chances) in 1065 games at 1st base, just .00021 below Jim Spencer's A.L. mark, .99489. Wes Parker (.9957), holds the N.L. record.

**Gold Glove Award:** Won 3rd straight award as American League's top defensive 1st baseman. Only George Scott (8) and Vic Power (7) have won more Gold Gloves among A.L. 1st sackers. Is only Oriole 1st baseman ever to win the award. (See "Gold Glove Awards," p. 22.)

Led A.L. 1st basemen in fielding in both '82 (.9971, 4 e/1370 tc) and '81 (.999, 1e/991 tc). Had 113 straight errorless games from Sep. 7, '80 until he erred Sep. 21, '81.

Has led league in total chances twice (also in '78) and been 2nd 4 times ('79, '80, '81, '83).

**Other Positions:** Defensively has played 1b exclusively starting Apr. 10, '78. Played 3 games at 3rd base in '78 and 3 in left field in '77.

**All-Star Games:** Was selected as a reserve for the 4th straight year and 5th lifetime ('78 also).

Entered in bottom of 4th inning and played rest of game. Doubled off Mets sensation Dwight Gooden in 1st at bat, then was fanned by Goose Gosage. Is now 1-for-7 in All-Star competition.

**Septembers:** Despite a disappointing Sep. in '84 (.233 avg.), has hit a combined .323 (931-301) with 53 hr and 185 rbi in 244 games lifetime during Sep. and Oct. (reg. season). Has hit over .300 during that period in 7 of his 8 big league seasons.

Tied for A.L. "player of the month" award in both Sep. '80 (with Jim Rice) and Sep. '81 (with Willie Wilson). In Sep. '80, hit .342 with 8 hr and 30 rbi, only the 4th time an Oriole has ever driven in 30 runs in a month.

**Ejections:** Has 6 career ejections, 2 in '79, one each in '81 and '82, and 2 in '83, most recently July 4 at Det. by Mike Reilly.

**Honors, Awards:** In addition to "Most Valuable Oriole," "Gold Glove," and A.L. All-Star honors (see above), was named to A.P. Major League All-Star team and received the Sporting News' "Silver Slugger Award" in '84. Was voted by A.L. managers as league's "most dangerous hitter."

**MVP:** Finished 4th in '84 behind Willie Hernandez, Dan Quisenberry, and Kent Hrbek. Has finished among the leaders each of last 5 years: '83-2nd, '82-2nd, '81-5th, '80-6th.

**Post-Season:** Despite a modest .247 (73-18) composite avg. in post-season play, has hit 5 hr and driven in 13 in 20 games.

**1983:** Hit composite .257 (35-9) in 9 games. Started slowly and finished strong in each series.

**EDDIE MURRAY (Cont.)**

**ALCS:** Was 0-for-8 thru 1st 2 games of ALCS (0-for-29 in last 7 post-season games), then crashed 3-run, 1st inning hr off **Richard Dotson** in Game 3 at Comiskey Park, leading O's to 11-1 rout. Scored 4 runs to tie CS record. Was 3-for-5 in game 4.

**WS:** Was 2-for-16 thru 4 games, then dominated decisive 5th game, crushing 2 homers (a solo and 2-run shot, both off **Charles Hudson**) while going 3-for-4 to ice 5-0 victory. His 5 WS hits tied for club lead.

**1979:** Was leading hitter in ALCS, batting .417 (12-5) and reaching safely 10 of 17 appearances. Led in rbi (4) and hit 3-run hr off **Mark Clear** in game 2.

Reached 7 of 1st 8 appearances in WS, and hit hr off **Bert Blyleven** in game 2. However, was 0-for-21 in final 5 games.

**PREVIOUS CAREER HIGHLIGHTS BY YEAR**

**1983:** Hit over .300 and had 30+ hr and 100+ rbi for 2nd straight year and 3rd in last 4. Led club in hr and rbi, and tied for lead in gwrbi with **Ripken**. Finished 2nd to **Ripken** in close A.L. MVP vote (290 to 322).

Was among A.L. leaders in runs (2nd), slugging (3rd), gwrbi (3rd-tie), hr (4th), on-base pct. (4th), total bases (4th), and rbi (5th).

**1982:** Led O's in avg., hr, and rbi while setting club record with 20 gwrbi. Had best start ever, hitting .441 with 5 hr and 17 rbi in 18 games to earn "player of month" honors for April.

Hit .324 with 25 hr and 84 rbi in final 107 games. Was 3rd in A.L. in slugging (.549) and 4th in batting.

**1981:** Led A.L. with 78 rbi and tied for hr lead (22). Tied for major league lead in grand slams (2) and was among league leaders in slugging (2nd, .534) and total bases (5th, 202).

Hit .331 with 14 hr and 52 rbi in 50 games after play resumed in August.

**1980:** Hit .300 for 1st time and set career highs in runs, hits, hr, rbi, and doubles. Was 5th in A.L. and led O's in hr and rbi. Hit .325 with 20 hr and 67 rbi in 80 games in 2nd half.

**1979:** Led club in batting with .29537 avg., edging **Ken Singleton** (.29473) on last day of season. Had 19-game hitting streak.

**1978:** Led club in runs, hits, and rbi. Finished 2nd to A.L. 'mvp' **Jim Rice** in total bases (293 to 406). Was one of 3 in A.L. to play every game.

**1977:** Was 4th Oriole to win BBWAA "Rookie of the Year" Award, tied **Lee May** for club hr lead (27, a record for an Oriole rookie broken by **Cal Ripken** in '82).

**Early Career:** Was originally signed by **Ray Poitevint** and **Willie Moore**. Named to all-star teams in Appalachian League ('73), Florida State League ('74), and Southern League ('75) while leading his club in hr each of those years. Also led O's minor league system in '76 while splitting the year between Charlotte and Rochester.

**Amateur Background:** Starred in both baseball and basketball at Locke High School in Los Angeles (graduated '73). Played 1st base and pitched (was 7-1 as a senior) and was center on basketball team.

Played on same team with 4 major leaguers in high school: former veteran **Gary Alexander** (graduated '71), former Giant **Rich Murray** (his younger brother, graduated '74), Cardinals' shortstop **Ozzie Smith**, and former Twin **Darrell Jackson** (both '73 grads). Served as tri-captain with **Smith** and **Jackson** senior year.

Played Little League, Babe Ruth, and Connie Mack baseball.

**Personal:** Is one of 12 children (7 sisters, 4 brothers). All 5 of the **Murray** boys have played pro baseball.

The youngest brother, **Richard**, played 53 games with San Francisco in '80, batting .216 with 4 homers and 24 rbi. Played 4 games in '83, batting .200 (10-2) with an rbi. Last season, the righthanded hitting 1st baseman-dh played with the Giants triple-A club at Phoenix, batting .287 with 6 hr and 65 rbi in 121 games.

Older brothers **Venice** and **Leon** (also 1st basemen) played in Giants system. The eldest, **Charles**, an outfielder, hit 37 hr and had 119 rbi in California League in '64. Retired after reaching AAA level in Houston organization.

**Charity:** Has been extremely generous with contributions to the community, and earned the Orioles nomination for the 1984 Roberto Clemente Award, given annually by Major League Baseball to the player who best exemplifies the game on and off the field.

Has been involved in the following charitable activities: United Cerebral Palsy, Sickle Cell Anemia, American Red Cross, United Way, John's Hopkins Children's Center, New Holiness Refuge Church, and the Park Heights Academy.

For the past 5 seasons, has sponsored "Project 33," in which he has purchased 50 upper box seats for every Orioles home game and distributed them to inner-city underprivileged youngsters. Is part of the "Take Me Out to the Ballgame" program administered by the Baltimore Jr. Association of Commerce in cooperation with the City's Department of Human Resources.

During the last 5 years, has visited Baltimore schools, working in association with the Department of Education to impress upon youngsters at all grade levels the importance of discipline and staying in school.

**Miscellaneous:** Splits his winters between Baltimore and Los Angeles. Owns homes in both areas. Attended California State University in L.A. Single.

**JOSEPH (JOE) WILLIAM NOLAN, JR.**


Born: May 21, '51; 6'0"; 190; Bats, L; Throws, R; Position: C.

**Birthplace/Residence:** Born, raised, and still resides in St. Louis, Mo.

**Contract Status:** Signed three-year contract extending thru '85 season on Jan. 20, '83.

**Tenure:** 7 years, 48 days.

**Signed Originally with:** New York Mets.



YEAR CLUB	AVG.	G	AB	R	H	2B	3B	HR	RBI	BB	SO	SB	CS	HP
1969 Marion—1	.250	52	160	33	40	5	0	2	19	36	32	8	1	3
1970 Pompano Beach	.231	95	281	38	109	6	4	0	30	50	22	3	2	1
1971 Visalia	.277	120	393	51	90	17	3	13	75	83	68	3	3	3
1972 Memphis	.215	130	418	51	90	13	3	4	41	75	89	3	0	5
New York (N)	.000	4	10	0	0	0	0	0	0	1	3	0	0	0
1973 Tidewater	.240	97	287	34	69	9	1	4	25	42	41	1	1	1
1974 Tidewater	.269	57	145	18	39	8	0	5	20	30	17	2	0	2
1975 Richmond	.269	111	342	41	92	13	0	6	53	47	49	1	4	2
Atlanta—2	.250	4	4	0	1	0	0	0	1	0	0	0	0	0
1976 Richmond	.287	32	87	9	25	6	1	0	9	19	3	0	0	0
1977 Atlanta	.280	62	82	13	23	3	0	3	9	13	12	1	0	0
1978 Atlanta	.230	95	213	22	49	7	3	4	22	34	28	3	2	1
1979 Atlanta	.248	89	230	28	57	9	3	4	21	27	28	1	3	3
1980 Atlanta-Cincinnati—3	.307	70	176	16	54	8	0	3	26	15	12	0	0	0
1981 Cincinnati—4	.309	81	236	25	73	18	1	1	26	24	19	1	2	1
1982 Baltimore	.233	77	219	24	51	7	1	6	35	16	35	1	1	0
1983 Baltimore	.277	73	184	25	51	11	1	5	24	16	31	0	0	2
1984 Baltimore	.290	35	62	2	18	1	1	1	9	12	10	0	0	0
A.L. Totals	.258	185	465	51	120	19	3	12	68	44	76	1	1	2
N.L. Totals	.270	405	951	104	257	45	7	15	104	115	102	6	7	5
M.L. Totals	.266	590	1416	155	377	64	10	27	172	159	178	7	8	7

**League Championship Series Record**

YEAR CLUB, OPP.	AVG.	G	AB	R	H	2B	3B	HR	RBI	BB	SO	SB	CS	HP
1983 Bal. vs. Chi.	.000	1	0	0	0	0	0	0	1	0	0	0	0	0

**World Series Record**

YEAR CLUB, OPP.	AVG.	G	AB	R	H	2B	3B	HR	RBI	BB	SO	SB	CS	HP
1983 Bal. vs. Phi.	.000	2	2	0	0	0	0	0	0	1	0	0	0	0

**Career Highs, Game:** Hits—4, (June 11, '81 vs. N.Y. at Cin.); HR—2, (July 28, '78 vs. Mtl. at Atl.); RBI—4, 3 times, (1 Cin., 2 Bal.), (Aug. 19, '81 vs. Phi. at Atl.; Aug. 24, '82 vs. Tor. at Bal.; and Aug. 8, '83 vs. Cle. at Bal.)

**Grand Slams:**—2, (see page 13).

**Hitting Streaks:**—8, (June 9 thru 24, '82); 7, (May 9 thru 31, '83).

## JOE NOLAN (Cont.)

### THE 1984 SEASON

Appeared in only 35 games ... Missed nearly 3 months after undergoing arthroscopic surgery on right knee in May ... Started 5 games as catcher before surgery, but was used only as designated hitter and pinch-hitter afterward ... Was O's top designated hitter with .303 mark (10-for-33) in 10 games ... Pinch-hit in 20 games and batted .267 (4-for-15, 1 hr, 3 rbi).

**Fast Start:** Played in 11 games and was 7-for-20 (.350) with one homer and 3 rbi before surgery ... Hit pinch-homer off Toronto's **Dave Steib** on April 18 at Toronto.

**Surgery:** Had arthroscopic surgery on right knee cartilage on May 9 and didn't return until Aug. 5 ... Fourth knee operation in 9 years ... Has had surgery twice on both knees ... Had surgery on left knee in Nov. '83 ... Also had operations after '75 season and early in '76.

**Return:** Hit .262 (11-for-42) in 24 games after returning ... Served as designated hitter in 10 games, pinch-hit in 14 others ... Appeared in 9 games in September, all as pinch-hitter (1-for-6).

**Vs. California:** Saw most action vs. Angels and responded with .375 average (6-for-16) in 6 games ... Had 3 of his 4 2-hit games vs. Angels.

**By-Month:** Apr.—.350 (20-7), 11 g ... May—.000 (0-0) 0 g ... June—.000 (0-0), 0 g ... July—.000 (0-0) 0 g ... Aug.—.278 (36-10) 15 g ... Sep.—.167 (6-1), 9 g.

**Vs. Milwaukee:** Continued to have success with Milwaukee going 1-for-2 in 3 pinch-hit performances ... In 3 A.L. seasons, is hitting .410 (16-for-39) with 3 homers and 16 rbi ... Is 6-for-9 off **Moose Haas** with 2 homers and 5 rbi.

### PREVIOUS CAREER HIGHLIGHTS

**1983:** Served as O's backup catcher, appearing in a total of 65 games behind the plate with 52 starts ... His 5 homers marked the 2nd highest total of his career ... Hit .294 (20-for-68) with one homer and 5 rbi in 26 1st half games and .267 (31-for-117) with 4 homers and 19 rbi in 47 contests after the all-star break.

Hit his 2nd career grand slam (both with O's) on Aug. 8 at Memorial Stadium vs. Cleveland's **Rick Suttcliffe** ... Missed 2 weeks with fractured toe after being hit by pitch on left foot by Boston's **Mike Brown**.

**1982:** He started 59 games after being acquired during the last week of spring training ... Set major league highs with 6 homers and 35 rbi ... Hit a pair of extra-inning game-winning homers, including a 10th inning grand slam off Toronto's **Joey McLaughlin** on Aug. 24.

**Reds, '80-'81:** Joe was signed as a free agent by Cincinnati on June 13, '80 after refusing an assignment to the minors by Atlanta (with 3 years of major league service he had the option to do so, thereby gaining free agency).

Batted .310 (121-for-390) in 151 games over a season and a half with the Reds ... Was Cincinnati's regular catcher in '81 and finished in a tie for 2nd on the club in batting at .309 ... Led all National League catchers in fielding with a .995 percentage (2 e/413 tc) in 81 games.

In '80, hit .312 (48-for-154) in 70 games for the Reds after joining the club in June ... Batted safely in 24 of the last 27 games he started at a .356 (36-for-101) clip.

**Atlanta:** He served as Braves' backup catcher for 3½ years ('77 thru June '80), first to **Biff Pocoroba** and later to **Bruce Benedict**, batting .247 (135-for-547) in that period.

Set an Atlanta Braves club record with 14 pinch hits (in 39 at bats) in '77, a mark that was broken by **Mike Lum** and **Charlie Spikes** in '79 ... Hit 1st major league home run in pinch hit role off Pittsburgh's **Bruce Kison**, May 12, '77.

Played in 4 games with Atlanta at end of '75 but had knee surgery after the season and saw action in just 32 games at Richmond in '76 ... Had also been hampered by knee problem thru most of the '75 season.

**Mets Organization:** He was originally signed for New York by **Charley Frey** ... Made his major league debut with New York in Sep. '72, going 0-for-10 in 4 games ... Led his league's catchers in putouts at Visalia (California) in '71 and Memphis (Texas) in '72 while in the Mets' chain ... Was an Appalachian League all-star at Marion in '69.

**Amateur Background:** Joe earned 1st team all-state honors in baseball at Southwest High School in St. Louis (graduated '69) ... Was

a 2nd team all-state selection in football and turned down a scholarship offer from the University of Missouri to enter professional baseball.

**Personal:** Hobbies: golf, hunting, and fishing ... He and his wife, the former **Kathy Kinst** were married on July 19, '69 and have 3 daughters: **Patricia** (12/8/69), **Kelly** (3/8/72), and **Becky** (3/10/79).

## ALBERTO (AL) JUDAS PARDO

Born: Sep. 8, '62; 6'2"; 187; Bats, L-R; Throws, R; Position: C.

**Birthplace/Residence:** Born in Oviedo, Spain ... Grew up in Jersey City, N.J. and in Tampa, Fla. ... Still lives in Tampa.

**Contract Status:** Signed thru '85.

**Tenure:** None

**Signed Originally with:** Orioles



YEAR CLUB	AVG.	G	AB	R	H	2B	3B	HR	RBI	BB	SO	SB	CS	HP
1980 Bluefield—1	.344	48	151	26	52	6	2	3	23	17	16	1	0	0
1981 Miami	.216	91	291	25	63	9	3	3	32	35	45	2	1	0
Hagerstown	.316	21	76	11	24	3	1	1	7	10	9	1	0	0
1982 Hagerstown	.289	130	492	76	142	24	4	17	86	38	79	5	3	1
1983 Rochester	.255	69	220	25	56	11	2	1	31	28	42	2	1	1
Charlotte	.312	37	141	20	44	11	3	4	19	10	20	1	2	1
1984 Charlotte	.265	138	483	72	128	23	2	13	81	73	76	2	1	1
Pro Totals	.275	534	1854	255	509	87	17	42	279	211	287	14	8	4

GWRB: '80-1; '81-Mia.-4, Hag.-0; '82-5; '83-Roch.-3, Char.-3; '84-17.\*

1—Selected by Orioles organization in June '80 free agent draft (second round, regular phase) ... Signed by Jack Sanford on 6/10/80.

**1984, Charlotte:** Caught 71 games and was designated hitter in 62 ... Led Southern League in gwrbi (17), including 8 in July ... Topped club in hits (128), runs (72), rbi (81), total bases (194) and extra base hits (38) ... Was 2nd in batting (.265, 483-128) and walks (a career-high 73) ... Tied for 2nd in homers (13), after getting just one in 1st 50 games.

Named to Baseball Americas' Southern League All-Star team ... Walked and scored only run in 1-0 victory over Knoxville (Aug. 28) in which O's were no hit ... Homered in win over Knoxville in final play-off game which clinched league championship.

Started season slowly, hitting .190 (42-8) after 12 games ... Went on 6-game tear (Apr. 3 thru 28) going 10-for-19 raising average to season-high .295 ... Fell to .237 (186-44) on June 11 ... Finished season hitting .356 (59-21) in last 16 games to boost average from .251 to season-ending .265, highest mark since May 8.

**Instructional League:** Was 2nd on team in batting with .304 mark (115-35) in '84 Instructional League ... Had 19 rbi, tied for 2nd on club.

### PREVIOUS CAREER HIGHLIGHTS

**Switch-Hitting:** His father (**Braulio Sr.**) began working with him on switch-hitting at age 8 ... Was a natural righthanded batter.

**1983:** Made jump from class A to Rochester and had great start ... Hit .356 (104-37) in 1st 31 games ... Tailed off in June and July batting .164 (116-19) in next 38 games ... Sent to Charlotte and hit .312 (141-44) in 37 games, highest mark of any Charlotte player with 20 or more at bats ... Hit grand slam vs. Jacksonville on Aug. 6.

**1982:** Was among the Carolina League leaders in total bases (5th, 225), at bats (6th, 492), hits (6th, 142), rbi (6th, 86), and games (7th, 130) while leading Hagerstown in each of those categories ... Hit .349 in final 22 games ... Was North's starting catcher in league all-star game.

**Pro Career:** In '81, batted just .216 in 91 games with Miami before being assigned to Hagerstown on Aug. 8 ... Hit .316 in final 21 games with the Suns, including a 6-for-13, 3 rbi effort in Hagerstown's 3-game sweep of Peninsula in league championship series.

At Bluefield in '80, finished 3rd on club in batting (.344), an average that would have placed him 3rd in the Appalachian League but was 19 plate appearances short of qualifying ... Used mostly as a dh in 1st pro season.

**Amateur Background:** Graduated from Tampa's Jefferson High School in '80 ... Was the leading high school hitter in city of Tampa that year with .493 average and set school records for both average and hits (33) ... Was selected as all-county and all-conference catcher ... Was one of 12 players in his conference to be drafted by professional

**AL PARDO (Cont.)**

teams in the June '80 free agent draft.

Attended Tampa's Hillsborough High School as a sophomore and junior . . . Lettered 2 seasons there as a catcher and designated hitter.

**Personal:** Of Spanish-Cuban descent . . . Family left Cuba for America shortly before his birth . . . First went to Oviedo, Spain (home of his father's parents) where **Al** was born . . . Came to New York shortly after his birth and moved to New Jersey where **Al** played peewee baseball . . . Family moved to Tampa, Florida when he was 10.

The Orioles signed **Al** and his older brother, **Braulio**, also a catcher at the same time. **Braulio** was released in '81 . . . Hobbies: fishing and swimming . . . He and his wife, the former **Cheryl Tate** were married on Nov. 26, '83.

**DANIEL ALLAN (AL) RAMIREZ**

Born: May 1, '57; 5'10"; 190; Bats, R; Throws, R; Position: P.

**Birthplace/Residence:** Born, raised, and still lives in Victoria, Texas.

**Contract Status:** Signed thru '85.

**Tenure:** 92 days.

**Signed Originally with:** Orioles.



YEAR CLUB	W-L	ERA	G	GS	CG	SHO	SV	IP	H	R	ER	BB	SO
1979 Miami-1	3-9	2.61	14	14	5	1	0	93	97	40	27	35	54
1980 Charlotte	16-8	2.98	29	29	10	1	0	196	151	73	65	92	166
1981 Miami	0-1	2.77	3	2	0	0	0	13	10	8	4	8	10
Rochester	1-3	4.17	8	8	0	0	0	41	32	19	19	19	26
Hagerstown	2-1	7.36	5	5	0	0	0	22	26	21	18	19	19
1982 Rochester	6-10	4.86	24	24	1	1	0	124	111	77	67	117	85
1983 Rochester	4-5	3.80	15	15	4	0	0	90	76	42	38	55	78
Baltimore	4-4	3.47	11	10	1	0	0	57	46	22	22	30	20
1984 Rochester	4-10	4.36	18	17	2	0	0	95	94	46	46	50	64
M.L. Totals	4-4	3.47	11	10	1	0	0	57	46	22	22	30	20
Pro. Totals	40-51	3.77	127	124	23	3	0	731	643	348	306	425	522

\* Led league  
 1—Selected by Orioles organization in June '79 free agent draft (5th round, Baltimore's 4th selection, regular phase) . . . Signed by Ray Crone on 6/20/79.

**Pitches:** Fastball, curve, slider, and change.

**1984:** Underwent arthroscopic surgery for torn rotator cuff in right shoulder Oct. 9, '84, by **Dr. James Andrews** in Columbus, GA. Pain began May, '84, became pronounced June 8, and disabled him starting June 21. Did not pitch again until Aug. 3.

Following surgery, was placed on exercise program for 6 weeks and began throwing lightly Dec. 1. By mid-January, was throwing 5 days per week at half speed.

**1983:** Played important role on Orioles' world championship club. Spent 92 days in 3 stints with club and was 3-0 with a 1.55 era (5 er/29 ip) in his 1st 4 major league starts (thru July 17).

Recalled from Rochester June 7 to replace the disabled **Jim Palmer**. Made big league debut next day as starter vs. Mil. at Memorial Stadium. Allowed 2 runs in 1st, then none over next 6 innings and exited after 7th with score tied, 2-2. O's won for **Tim Stoddard**, 7-3.

Earned 1st big league win in next appearance 5 days later at Mil., 3-2. Blanked Brewers for 1st 4 innings to increase consecutive scoreless innings to 10.

Returned to Rochester June 14 when **Palmer** came off DL. Came back July 10 when **Palmer** returned to DL. Was part of 5-man rotation for next month. Won 1st 2 starts, including 1st complete game July 17 vs. Cal. Was 1-4 with 6.46 era (17 er/23.2 ip) in next 5 starts and went to bullpen when **Palmer** was re-activated Aug. 21.

Was optioned to Rochester Aug. 31 to accommodate **Tito Landrum** on roster and thus was ineligible for post-season play. Returned to O's Sep. 3, but made just one appearance, at start at Bos. Sep. 13 (2nd game) in which he pulled a muscle in left rib cage and left after 1.1 innings.

**PREVIOUS CAREER HIGHLIGHTS**

**1982:** After an impressive spring training with Baltimore, was plagued by control problems at Rochester and led International League

with 117 walks . . . Was 2-7 in his last 13 starts.

Was 2-0 with a 2.00 era (4 er/18 ip) in 7 spring exhibition games with the O's and was one of the club's final cuts.

**1981:** Was hampered most of the season with tendinitis in his right elbow which had originally developed while pitching in the Puerto Rican League (Caguas) after the '80 campaign . . . Pitched sparingly with 3 different teams.

**1980:** Tied for the Southern League lead in starts (29) and was 2nd in both wins (16) and strikeouts (166), the top figures in the O's farm system . . . Won 9 straight starts from June 26 thru Aug. 9, including a one-hitter vs. Chattanooga on July 21 . . . Pitched 45 more innings than he allowed hits and fanned 9 in a game 3 times.

**Amateur Background:** Pitched 4 seasons for Rice University in Houston, TX . . . Holds the all-time Southwest Conference record for career strikeouts (424) and was all-Southwest Conference in '78 and '79 . . . Hurlled a no-hitter against SMU in 1st conference start in '76.

Played 4 years at Victoria High School (graduated '75) . . . Named to all-district team last 3 years . . . Also played Little League baseball and pitched in Kansas and Alaska summer leagues.

Was drafted by Philadelphia Phillies out of high school and by Texas Rangers after junior year in college.

**Personal:** Of Mexican descent. Graduated from Rice in June '79 with a Bachelor of Science in Physical Education. Married **Hilda Marie Fernandez** Sep. 2, '78. Have 2 children, **Renee Michelle** (June 27, '81) and **Felice Danielle** (Apr. 23, '84).

**FLOYD KINNARD RAYFORD**


Born: July 27, '57; 5'10"; 195; Bats, R; Throws, R; Position: IF-C.

**Birthplace/Residence:** Born in Memphis, Tenn . . . Grew up in Los Angeles, Ca. . . Now lives in nearby Inglewood, Ca., but spent winter in Baltimore.

**Contract Status:** Signed thru '84.

**Tenure:** 2 years, 169 days.

**Signed Originally with:** California.



YEAR CLUB	AVG.	G	AB	R	H	2B	3B	HR	RBI	BB	SO	SB	CS	HP
1975 Idaho Falls-1	.283	*72	272	43	77	12	5	2	43	23	56	24	5	2
1976 Salinas	.273	125	462	73	126	19	6	5	67	41	85	17	3	5
1977 Salinas	.259	51	205	37	53	7	3	6	39	25	35	9	3	2
El Paso	.297	79	320	65	95	17	3	11	60	33	60	4	3	7
1978 El Paso	.313	126	483	78	151	36	2	17	87	39	81	8	2	2
1979 Salt Lake City-2	.294	135	551	98	162	28	6	13	80	57	105	18	5	2
1980 Baltimore	.222	8	18	1	4	0	0	0	1	0	5	0	0	0
Rochester	.230	107	387	51	89	22	0	9	46	24	87	5	2	3
1981 Rochester	.248	96	311	50	77	18	2	11	45	34	86	2	3	6
1982 Baltimore	.132	34	53	7	7	0	0	3	5	6	14	0	1	0
Rochester	.250	3	12	1	3	0	0	1	2	0	2	0	1	0
1983 Rochester-3	.361	43	144	24	52	16	1	2	38	16	31	0	1	0
St. Louis-4/5	.212	56	104	5	22	4	0	3	14	10	27	1	0	0
1984 Rochester	.056	7	18	1	1	0	0	1	1	3	1	0	0	0
Baltimore	.256	86	250	24	64	14	0	4	27	12	51	0	3	3
A.L. Totals	.234	128	321	32	75	14	0	7	33	18	70	0	4	3
N.L. Totals	.212	56	104	5	22	4	0	3	14	10	27	1	0	0
M.L. Totals	.228	184	425	37	97	18	0	10	47	28	97	1	4	3
Pro. Totals	.274	1028	3590	558	983	193	28	88	555	323	726	88	32	32

GWRBI: '80-Bal. 0; '82-Bal. 1; '83-St.L. 2; '84-Bal. 3. Total: 6  
 \*Led league  
 1—Selected by California Angels' organization in June '75 free agent draft (4th round, regular phase) . . . Signed on 6/24/75.  
 2—Acquired by Orioles from California in deal for outfielder Larry Harlow on 6/5/79 . . . Remained with Salt Lake City (PCL) on 24 hour recall.  
 3—Acquired by St. Louis Cardinals from Baltimore for player to be named later on 6/13/83 . . . Outfielder Tito Landrum sent from St. Louis to Baltimore to complete deal on 8/30/83.  
 4—Contract purchased from St. Louis for an undisclosed amount of cash on 3/30/84 . . . Assigned outright to Rochester.  
 5—Contract purchased from Rochester on 4/19/84.

**Career Highs, Game:** Runs—2, 4 times, all in '84; Hits—4, twice (June 13, '84 at Mil. and July 19, '84 at Bos.); HR—1, 10 times; RBI—3, twice, (May 9<sup>2</sup>, '84 vs. Tor. at Bal. and July 14, '83 at S.F.).

**Hitting Streaks:**—6, (May 1 thru 19, '84); 5, (June 17 thru 25, '84).

**Grand Slams:**—None.

## FLOYD RAYFORD (Cont.)

### THE 1984 SEASON

Spent spring training with St. Louis Cardinals before contract was purchased by Rochester... Opened season with Red Wings... Was promoted to Baltimore on April 19 to replace injured **Dan Ford** on roster.

Made his 1st major league start behind the plate on Apr. 20 vs. Minnesota... Primarily a 3rd baseman before '84, was at 3rd only 22 games... Caught 66 games and was at 1st base one game.

Was the club's leading hitter in June with a .364 mark (55-20) and was voted "Most Outstanding New Oriole" by Oriole "Advocates."

**Batting:** Hit .302 (129-39) with 2 homers and 20 rbi in 40 1st half games and .206 (121-25) with 2 homers and 7 rbi in 46 2nd half contests.

Was batting .211 on May 9 thru 1st 12 games after recall, but had 11 rbi on only 8 hits (39 at bats)... Went 33-for-85 (.388) in 25 games from June 12 to July 18 including incredible 8-game streak (see below under "Hot Streak") raising average to .309.

Batted only .178 (101-18) with 5 rbi in remaining 48 games after July 18, including 2-for-29 slump from Aug. 26 thru Sep. 23.

**Hot Streak:** Was 17-for-32 (.531) with 2 doubles and 6 rbi from June 12 thru June 25... Raised average from .203 (64-13) to season-high .313 (96-30) with 19 rbi in 30 games.

Started binge with 6 straight hits at Milwaukee (2-for-3 on June 12 and 4-for-4 on June 13)... Had another 4-hit game 2 days later at Boston.

**By Month:** Apr.—.190 (21-4), 8 g... May—.235 (34-8), 10 g... June—.364 (55-20), 17 g... July—.275 (69-19), 20 g... Aug.—.167 (36-6), 15 g... Sep.—.200 (35-7), 16 g.

**Leadoff:** Hit in 5 different positions in the lineup (1st, 2nd, 7th, 8th and 9th)... Became only 2nd Oriole catcher to start in leadoff spot and 1st since **Curt Blefary** (April 17, 18, 19, '68) when he hit in that position vs. Texas on July 30.

**Vs. Opponents:** Batted .300 against 5 clubs (Boston, Milwaukee, Minnesota, New York and Oakland) (for further details on hitting vs. opponents see p. 41)... Had three 2-hit games in 4-game series vs. K.C. July 6 thru 8... Was 6-for-10 at Boston's Fenway Park.

**Fielding:** Started 49 games at catcher, 13 at 3rd base and one at 1st base... Had only 2 major league appearances behind plate before '84, both as late inning replacement in Sep., '82 with O's (had only 1 putout)... Threw out 13 of 46 attempted base stealers for .282 success rate... As catcher fielding pct. was .991 (325 tc, 3 e).

Primarily a 3rd baseman in 3 other major league seasons... Career fielding pct at 3rd is .906 (181 tc, 17 e)... Also played one game at 2nd base for O's in '80...

In addition to catching, has played every infield position and had some outfield duty during minor league career... Originally signed by California Angels as catcher, but was converted to infield... Began catching again in '81 with Rochester.

**Japan:** Batted .292 (24-7) with 1 homer in 12 games during O's fall tour of Japan.

**Miscellaneous:** Hit 1-out homer in 9th inning off Chicago's **Floyd Bannister** July 13 to tie game eventually won by O's in 11 innings... Hit all 4 homers at Memorial Stadium... Missed 2 games when hit on right wrist by **Odell Jones** of Texas on May 4... Batted .302 (106-32) vs. lefthanders and .222 (144-32) against righthanders... Was 1-for-4 with 2 rbi in 5 games as pinch hitter.

**Rochester:** Played in 7 games at Rochester in April before recall to O's... Was batting .056 (18-1) with lone hit a solo home run vs. Pawtucket on Apr. 14.

### PREVIOUS CAREER HIGHLIGHTS

**1983:** Was leading the International League in hitting (.361) while at Rochester when traded to St. Louis on June 13... Spent the rest of the season with the Cardinals, starting 25 games at 3rd base.

Hit .192 (5-for-26) as a pinch hitter and tied for the club lead in pinch-homers (2) and rbi (5)... Hit 9th inning game-winning homer on July 14 at San Francisco... Homered in back-to-back games, July 13 and 14... Best stretch was from July 8 thru 19, when he batted .333 (18-6) with 2 homers and 7 rbi in 7 games.

**1982:** After making the O's as a non-roster player in the spring, was with the ballclub for all but 10 days of the season... Started 8 consecutive games from July 1 thru 8, but otherwise made just 7 starts all season... Homered off Oakland's **Bob Owchinko** in bottom of the 13th inning on July 24 to give Baltimore a 5-4 win... Overall, appeared in 27 games at 3rd base and 2 behind the plate.

**1981:** Spent all season with Rochester, catching 42 games, playing 3rd in 49 contests, and going 5-for-22 (.227) as a designated hitter...

**1980:** Batted .349 (8-for-23) in his 1st 14 exhibition games for the O's including a 4-for-4 with 3 rbi vs. the Yankees at New Orleans Mar. 16... That effort won him a trip home with the Birds.

Appeared in only 7 games with Baltimore going 2-for-14, before being optioned to Rochester on May 7... Made his big league debut vs. K.C. on Apr. 17 at 3rd base... His 1st hit was a bunt single, also vs. K.C. (**Paul Splitorff**) Apr. 27... Returned to O's Sep. 1, but appeared in only one game in that final month.

Led International League 3rd basemen in percentage (.942) in 96 games... Also saw action at 1st, 2nd, ss, and catcher.

**1979:** Remained with Salt Lake City all year despite the trade to the Baltimore organization and was the club "mvp"... Was recalled Sep. 1 by the O's, but didn't report because of a leg injury... Led PCL 3rd basemen in fielding (.957)... Played at Caguas in Puerto Rican League that winter.

**Early Career:** Was signed for California by **Larry Himes**... His best year was '78 at El Paso where he hit .313, was 2nd in Texas League in doubles (36), and led in chances at 3rd base (325) as well as in putouts and assists.

Started '77 in California League but was promoted to El Paso in May... Was all-star 3rd baseman in California League in '76.

**Amateur Background:** Played 3 seasons of baseball at Manual Arts High (**Paul Blair's** alma mater) in Los Angeles... Was all-city pick twice and league "mvp" as a senior...

Played Little League and Babe Ruth League baseball.  
**Personal:** Hobbies: hunting and fishing... He and his wife, the former **Mary Luvenia Hawkins**, were married on 10/25/80.

## CALVIN (CAL) EDWIN RIPKEN, JR.

Born: Aug. 24, '60; 6'4"; 200; Bats, R; Throws, R; Position: SS.

**Birthplace/Residence:** Born in Havre de Grace, Md., but grew up in nearby Aberdeen... Now resides in Cockeysville, Baltimore County.

**Contract Status:** Signed 4-year contract extending thru '87 season on Feb. 1, '84.

**Tenure:** 3 years, 57 days.

**Signed Originally with:** Orioles



YEAR CLUB	AVG.	G	AB	R	H	2B	3B	HR	RBI	BB	SO	SB	CS	HP
1978 Bluefield-1	.264	63	239	27	63	7	1	0	24	24	46	1	1	2
1979 Miami	.303	105	393	51	119	*28	1	5	54	31	64	4	3	1
Charlotte	.180	17	61	6	11	0	1	3	8	3	13	1	0	0
1980 Charlotte	.276	*144	522	91	144	28	5	25	78	77	81	4	2	3
1981 Rochester	.288	114	437	74	126	31	4	23	75	66	85	0	2	2
Baltimore	.128	23	39	1	5	0	0	0	1	8	0	0	0	0
1982 Baltimore	.264	160	598	90	158	32	5	28	93	46	95	3	3	3
1983 Baltimore	.318	*162	*663	*121	*211	*47	2	27	102	58	97	0	4	0
1984 Baltimore	.304	162	641	103	195	37	7	27	86	71	89	2	1	2
M.L. Totals	.293	507	1941	315	569	116	14	82	281	176	289	5	8	5

GWRBI: '80-5; '81-Roch. 11, Bal.: '81-0; '82-11; '83-17; '84-11. Total: 39.  
\* Led league \* Tied for league lead  
1—Selected by Orioles organization in June '78 free agent draft (second round, Baltimore's fourth selection, regular phase)... Signed on 6/13/78.

### League Championship Series Record

YEAR CLUB, OPP.	AVG.	G	AB	R	H	2B	3B	HR	RBI	BB	SO	SB	CS	HP
1983 Bal. vs. Chi.	.400	4	15	5	6	2	0	0	1	2	3	0	0	1

### World Series Record

YEAR CLUB, OPP.	AVG.	G	AB	R	H	2B	3B	HR	RBI	BB	SO	SB	CS	HP
1983 Bal. vs. Phi.	.167	5	18	2	3	0	0	0	1	3	4	0	0	0

## CAL RIPKEN (Cont.)

### All Star Game Record

YEAR CLUB, SITE	AVG.	G	AB	R	H	2B	3B	HR	RBI	BB	SO	SB	CS	HP
1983 A.L., Chi.	.000	1	0	0	0	0	0	0	0	0	1	0	0	0

Career Highs, Game: Runs—3, 8 times (latest Sep. 1, '84 at Sea.); Hits—5, twice, (Aug. 22, '82 at Tex. and Sep. 3, '83 at Min., tied club record); 4, 7 times, (latest Aug. 31, '84 at Sea.); HR—2, 5 times, (latest Aug. 31 '84 at Sea.); RBI—5, (June 15, '83 at Mil.); 4, 7 times, (latest July 13, '84 vs. Chi. at Bal.).

Hitting Streaks:—16, (Sep. 6 thru 21, '83); 11, 4 times, (the latest Apr. 20 thru Apr. 30, '84).

Grand Slams:—2, (see page 13).

### 1984 SEASON SUMMARY

In 3rd full season, was 3rd in A.L. in hits (195), total bases (327) and extra base hits (71) ... Tied for 4th in doubles (37) and 8th in runs scored (103) ... Was 9th in A.L. in batting average (.304) and slugging percentage (.510) ... For 2nd straight year led all major league shortstops in home runs (27), rbi (86) and slugging pct ... Was 2nd to Detroit's Alan Trammell (.314) in average.

Topped the Orioles in at bats (641), runs, hits, doubles and triples (7) ... Tied own club record for homers by a shortstop ... Coaxed major league career high 71 walks.

Played every inning of every game for 2nd straight season ... First major leaguer in 43 years not to miss an inning in 2 consecutive seasons (see details below under "Ironman").

Set an A.L. record for assists in one season (583) breaking record of 572 by Roy Smalley with Minnesota in '79 ... Handled 880 chances successfully, most in A.L. since '69 (See "Fielding" under "1984 and Career") ... First Oriole to start All-Star game since '81.

**Ironman:** Has played in 442 consecutive games since sitting out 2nd game of doubleheader on May 29, '82 (Floyd Rayford played for him at 3rd base) ... Third longest streak in O's history and 2nd longest among current major leaguers to Atlanta's Dale Murphy (495) ... One of 5 major leaguers to play every game last season.

Has played 3,991 consecutive innings, starting June 5, '82 (not including 82 post-season innings in '83) ... Began inning streak at 3rd base and switched to shortstop July 1, '82 ... First major leaguer to play every inning of every game in consecutive seasons since Rudy York of the Detroit Tigers in '40 and '41 ... Only 7 players have ever done it.

Four other O's have played in every game of a season (Brooks Robinson 4 times, Eddie Murray 3, Billy Gardner and Bobby Grich once each), but only Murray has played every inning (in '84 including 3 games as a dh).

**Awards:** Named to The Sporting News and UPI A.L. All-Star teams and to A.P.'s Major League All-Star squad ... Also won TSN-Hillierich & Bradsby "Silver Slugger" Trophy as the league's most productive shortstop.

**Batting:** Became only the 6th to hit .300 in 2 or more seasons in an Orioles' uniform (F. Robinson 4, Murray 3, Ken Singleton 3, B. Robinson 2, Al Bumbry 2) and only 3rd to do it consecutively (F. Robinson and Murray) ... Tied for 3rd in A.L. in multi-hit games with 55 (2h-38, 3h-15, 4h-2) ... Reached base via hit or walk in 135 of 162 games ... hit safely in 121 games.

Went as long as 3 games without a hit only once (Sep. 5, 7-8) ... Hit .311 (55-for-148) with runners in scoring position, highest among O's regulars ... Produced 52 key rbi (put O's within one run of a tie, tied, put club ahead, put club ahead by 2 runs) including 25 tying or go-ahead rbi.

**Continuing '83 Ways:** Started season same way he finished '83 (had hit .393, 55-for-140 in Sep.-Oct.) ... Batted .347 (41-for-118) with 10 homers and 21 rbi thru first 30 games (May 9) ... Hit 8 homers in April, a career high for one month ... Hit safely in 19 of 23 games in April and had an 11-game hitting streak (Apr. 20 thru 30).

**Cycle:** Hit for the cycle at Texas May 6 ... Homered off Dave Tobik on final at bat (in 9th inning) to complete the job ... Brooks Robinson is the only other Oriole to have hit for cycle (July 15, '60 vs. White Sox) during the O's 31 seasons here ...

**Slump:** In 43 games from May 10 thru June 26, hit only .244 (41-for-168) and his average dipped from .347 to a season low of .287. Suffered thru two 0-for-14 spells (June 23-27, & Sep. 5-9).

**Comeback:** Broke out of his slump on June 27 and in 60 games thru Sep. 1, batted .355 (86-for-242), boosting his seasonal

average to a late season high of .318.

July '84 turned out to be the 2nd hottest month of his career (he hit .393 in Sep. '83) ... Hit .382, and in one 16 game stretch (July 12 thru 26) was 29-for-65 (.446) with 5 homers and 16 rbi.

**Month-by-Month:** Apr.—.352 (88-31), 8 hrs, 18 rbi, 23 g ... May—.266 (109-29), 3 hrs, 10 rbi, 26 g ... June—.260 (104-27), 2 hrs, 11 rbi, 28 g ... July—.382 (110-42), 5 hrs, 17 rbi, 28 g ... Aug.—.316 (114-36), 4 hrs, 15 rbi, 28 g ... Sep.—.259 (116-30), 5 hrs, 15 rbi, 29 g.

**Memorable West Coast Trip:** During 2nd trip to coast enjoyed a 6-game bat binge (Aug. 26 thru Sep. 1) ... Went 15-for-24 (.625) with 4 hrs & 11 rbi ... Reached base 11 straight times at one point (7 hits, 4 walks) and 20 times in 29 appearances. Was 7-for-7 in 2 games at Seattle (Aug. 31 & Sep.1).

**Vs. White Sox:** Hit team-high .440 (22-for-50) vs. White Sox with 7 homers and 16 rbi in 12 games ... In 5 game series at Memorial Stadium (July 12 thru 15) went 10-for-21 with 4 homers and 9 rbi ... Hit one-out, 2-run, game-winning homer in bottom of 11th off Ron Reed July 13th to wipe out a 5-4 Chicago lead.

**Vs. Red Sox:** Had 9 multi-hit games vs. Boston including 6 straight 2-hit games and batted .358 overall (19-for-53) ... Broke up no-hit bid by Dennis Boyd in 7th inning on June 20 and started rally which led to O's 4-1 win.

### 1984 AND CAREER

**Fielding:** In addition to his A.L. record 583 assists (see "Season Summary" above), also led major league shortstops in total chances (906), double plays (122) putouts (297).

His 880 chances (excluding errors) were most by an A.L. shortstop since Leo Cardenas handled the same number in '69. Ozzie Smith is the only shortstop in majors with more successful chances in one season since WW II (909 in '80). The major league record is 984 by Giants' Dave Bancroft in '22.

Had only 13 errors in 1st 120 games (664 total chances & .980 pct.) thru Aug. 16, and went 26 games without a miscue from June 15 thru July 7. Then committed 13 errors in last 42 games, including 10 in a 23-game stretch from Aug. 17 thru Sep. 11. Had a final .971 percentage tied for 5th with Robin Yount.

In '83 led all big league shortstops in assists (534) and led A.L. in double plays (113) and total chances (831), 3 fewer than M.L. leader Ozzie Smith. Ranked 4th in fielding at .970.

Started '82 as the O's regular 3rd baseman ... Played both short-stop and 3rd after coming up in Aug. '81 ... Moved to short for good on July 1, '82.

**Home Runs:** Led club in multi-homer games with 3 in '84, all 2-homer games, bringing career total to 5 ... Has now hit at least 2 homers in every A.L. park except one, Toronto, where he has not hit any ... Has averaged 27 homers and nearly 94 rbi in his 3 full big league seasons.

Only 5 shortstops have hit more homers in one season (Ernie Banks, Chicago Cubs, '55, '57-'61; Vern Stephens, Boston, '48-'50; Rico Petrocelli, Boston, '69-'70; Woody Held, Cleveland, '59; Robin Yount, Milwaukee, '82 ... Only Banks, Petrocelli and Stephens have hit more in 2 consecutive seasons.

**Since '83:** Over the past 2 seasons, leads the majors in total bases (670), extra base hits (147) and doubles (84) ... He is 2nd in the majors in hits (406) and multi-hit games (106) to Boston's Wade Boggs (413 hits, 125 multi-hit games) ... His .313 average over the past 2 years is 3rd in the A.L. among qualifying hitters behind Boggs (.342) and Detroit's Alan Trammell (.316).

**O's All-Time:** Currently ranks 5th among O's career batting average leaders (minimum 1200 at bats) with a .293 mark ... Became only the 3rd Oriole to have two 100-run seasons with 103 runs scored in '84 ... is the only Oriole to do it in consecutive seasons ... The other multi-100-run scorers are Frank Robinson ('66, '69) and Eddie Murray ('80, '83).

**East-West:** Since '81, has hit .322 (952-307), 48 hrs, 159 rbi in 250 games vs. Western Division opponents and .281 (915-257), 34 hrs, 122 rbi in 234 games against Eastern Division foes.

**Career Month-by-Month:** Apr.—.274 (230-63) ... May—.283 (311-88) ... June—.282 (305-86) ... July—.329 (319-105) ... Aug.—.282 (397-112) ... Sep.-Oct.—.303 (379-115).

## CAL RIPKEN (Cont.)

### PREVIOUS CAREER HIGHLIGHTS

**1983:** Was chosen A.L. "MVP" by BBWAA in a close vote over **Eddie Murray**; The Sporting News Major League "Player of the Year," and shared "Most Valuable Oriole" honors with **Murray**. . . Was 1st ever to win BBWAA "Rookie" and MVP awards back-to-back, a distinction eclipsed only by **Fred Lynn** who won both in '75.

**Club Records:** Set or tied 4 different club game or season records in one game, at Minnesota on Sep. 3. . . Had 5 hits to tie a club mark; hit his 22nd and 23rd homers to set record for homers by shortstop; hit his 37th and 38th doubles to tie O's one season record; and accumulated 13 total bases to tie record for most in one game.

**Batting:** Led majors in hits (211) and doubles (47), both club records; led A.L. in runs (121) and extra base hits (76, 2nd in majors to Expos' **Andre Dawson**-78); was 2nd in majors in total bases to **Jim Rice** (343 to 344); and ranked among A.L. leaders in gwrbi (3rd, tie with **Murray** 17); batting (5th, .318); slugging (5th, .517); rbi (9th, 102); and homers (9th-T, 27). . . His .318 average was the 3rd highest in club history behind **Ken Singleton's** .328 in '77 and **Bob Nieman's** .322 in '56.

**"MVP" Award:** Polled 15 1sts, 9 2nds, 3 3rds, and a 4th for 322 points (system 1st-14 points, 2nd-9, 3rd-8, 4th-7, etc. to 10th) to shade **Murray** (290). . . They were the only players named on all ballots.

**Other Awards:** In addition to TSN's Major League "Player of the Year" award, he was chosen as the shortstop on the TSN and UPI A.L. All-Star teams and to AP's Major League All-Stars. . . Won the TSN-Hillerich & Bradsby "Silver Slugger Trophy". . . Was also selected A.L. "Player of the Year" by TSN and Baseball America.

**Stretch Run:** During the 44 games from Aug. 13 thru Sep. 25, a period in which the O's went 34-10 to win the Eastern Division, he hit .391 (75-for-192) with 14 doubles, 9 homers, 30 rbi and 40 runs scored.

**ALCS/WS:** Batted a combined .273 (9-for-33) in 9 post-season games. . . Drove in O's only run, in the 9th inning off Chicago's **Lamar Hoyt**, of game #1 ALCS in a 2-1 loss. . . Had 7th inning rbi in game #2 of the WS off Phillies' **Larry Andersen** (O's won, 4-1). . . Made final putout of WS when he caught **Gary Maddox'** line drive in 9th inning of game #5.

**Miscellaneous:** Appeared in A.L.'s 1st All-Star victory since '71 and also played on winning team in both ALCS and World Series. . . Had 16-game hitting streak. . . Led all major league shortstops in homers. . . Hit his 2nd career grand slam off Oakland's **Tim Conroy** at Baltimore July 13 (His 1st was off Yankees' **Mike Morgan** at Baltimore Sep. 14, '82).

**1982:** Became the O's 5th BBWAA "Rookie of the Year" by polling 24 1sts, and 4 2nds for 130 points to beat out the Twins' **Kent Hrbek** (90 points) who was also named on all 24 ballots. . . **Wade Boggs** was 3rd.

Previous Orioles winners: **Ron Hansen** ('60), **Curt Blefary** ('63), **Al Bumbry** ('73) and **Eddie Murray** ('77).

**Leader:** Led all big league rookies in doubles (32), homers (28) and rbi (93), total bases (284), gwrbi (11, tie with **Von Hayes**), games (160), at bats (598), and runs (90).

Paced the O's in games, at bats, runs, doubles and triples (5) and was 2nd to **Murray** in homers, rbi and gwrbi.

**Slow Start:** After an auspicious start on Opening day when he went 3-for-5 with his 1st big league double and homer (1 on off **Dennis Leonard**), he plunged into a deep slump (4-for-55). By May 1, after 18 games, he was batting .117 (7-for-60).

**Recovery:** The next day, May 2, he picked up a pair of scratch hits; was beamed on May 3 by rookie **Mike Moore**, but missed only one game, then his comeback began in earnest May 6. . . Batted .281 (151-for-538) from May 2 to the end of the season.

**Vs. Yankees:** Had 17 rbi in 13 games vs. N.Y. with 4 hr. . . The only other Oriole to have driven in more runs in a single season vs. the Yankees was **Brooks** (19 in '70, 18 gms). . . **Brooks** ('66) and **Boog Powell** ('69) also had 17 rbi seasons against the Bombers.

**Miscellaneous:** Missed only 3 games all year. . . Played 44 straight errorless games in 3rd base from Apr. 24 thru June 14 while handling 137 chances. . . Was A.L.'s "player of week" for week ending Aug. 27 (.444, 12-for-27, with 4 hr & 11 rbi in 7 games). . . Earned 1st major league stolen base the hard way, by stealing home (on front end of double steal with **Lenn Sakata**) vs. **Jon Matlack** (Tex.) May 31 at Baltimore. . .

**1981:** Recalled from Rochester on Aug. 8 just after strike was settled. . . Made big league debut as pinch-runner Aug. 10. . . Singled off Chicago's **Dennis Lamp** Aug. 16 for 1st hit. . .

Played in 12 games at short (9 starts) and 6 at 3rd. . . Did not bat and played in only 2 games after Sep. 11.

**Rochester '81:** Despite missing last 3 weeks of season (called up to O's), he was voted I.L.'s "rookie of year" and was named as 3rd baseman on all-league team. . . In survey of I.L. managers and coaches, **Rip** was picked as the loop's top major league prospect (**Von Hayes** was 2nd).

Played in 85 games at 3rd and 35 at shortstop (primarily when **Bob Bonner** was injured).

**Winter Ball:** Played in Venezuelan League after '81 season under **Ray Miller** and was voted Caguas' "mvp". . . Led league with 49 rbi, was 3rd in hr (10) and hit .314. . . Came close to winning "triple crown".

**1980:** Was Southern League's all-star 3rd baseman. . . Tied for league lead in games (144) and sac flies (9) and led Charlotte in runs (91), hits (144) and 2bh (28). . . Hit 25 homers and was one of 2 players to break Charlotte's existing hr record. . . The other was **Drungo Hazewood** who hit 28. . . **Cal** had homered only 8 times in his 1st 2 pro seasons.

Was S.L.'s top fielding 3rd baseman (.933, 28 e in 415 tc). . . In Puerto Rico that winter he hit .279 with 6 homers and 38 rbi and Caguas won loop title.

**1979:** Was picked as shortstop on Topps' Class A all-star team. . . Actually played more games at 3rd (58) than short (52). . . Led FSL in doubles (28).

**1978:** Signed by the late **Dick Bowie**. . . Played shortstop mostly that year at Bluefield and led league in putouts. . . Played in Florida Instructional League in both '78 and '79.

**Amateur Background:** Pitched and played shortstop at Aberdeen (MD) High (graduated '78). . . Was 7-2 with an 0.70 era as a senior with 100 strikeouts in 60 innings while batting a county best .492 with 29 rbi in 20 games. . . Pitched a 2-hitter and fanned 17 to win '78 Maryland Class A baseball championship.

Also earned 2 letters in soccer. Was team captain and both an all-county and all-metropolitan selection.

Played Little League, Babe Ruth and Mickey Mantle League baseball.

**Personal:** Son of **Cal Sr.**, O's 3rd base coach, giving Baltimore one of the few father-son combinations on the same team in major league history (see **Cal Sr.**'s bio on page 96). . . Single.

Purchases 25 tickets for every Oriole home game for use by underprivileged youngsters and senior citizens in his native Harford County. Has also made significant contributions to the Harford Center, a day care center for retarded citizens, and the School for Performing Arts in Baltimore.

His younger brother, **Billy**, was the O's 7th round pick in June '82 free agent draft. . . Also a shortstop, **Billy** played at Hagerstown in '84.

## GARY STEVEN ROENICKE


Born: Dec. 5, '54; 6'3"; 200; Bats, R; Throws, R; Position: OF.

**Birthplace/Residence:** Born in Covina, Cal. (due east of L.A.). . . Grew up in West Covina and now lives in nearby Diamond Bar.

**Contract Status:** Signed 3-year contract extending thru '86 season on Jan. 24, '84.

**Tenure:** 6 years, 164 days.

**Signed Originally with:** Montreal





## GARY ROENICKE (Cont.)

YEAR CLUB	AVG.	G	AB	R	H	2B	3B	HR	RBI	BB	SO	SB	CS	HP
1973 Jamestown—1	.298	68	255	48	76	17	6	3	40	37	38	3	1	3
1974 West Palm Beach	.277	131	470	68	130	24	0	14	*82	63	61	22	10	11
Quebec	.333	1	3	0	1	0	0	0	0	0	0	0	0	0
1975 Quebec	.285	131	466	67	133	23	0	14	*74	58	73	6	5	12
1976 Denver	.290	77	252	56	73	11	5	12	44	41	39	4	1	5
Montreal	.222	29	90	9	20	3	1	2	5	4	18	0	0	1
1977 Denver—2	.321	124	448	87	144	31	4	11	72	46	45	12	7	13
1978 Baltimore	.259	27	58	5	15	3	0	3	15	8	3	0	1	1
Rochester	.307	98	329	49	101	15	1	13	64	34	50	3	7	7
1979 Baltimore	.261	133	376	60	98	16	1	25	64	61	74	1	3	12
1980 Baltimore	.239	118	297	40	71	13	0	10	28	41	49	2	0	6
1981 Baltimore	.269	85	219	31	59	16	0	3	20	23	29	1	2	2
1982 Baltimore	.270	137	393	58	106	25	1	21	74	70	73	6	7	9
1983 Baltimore	.260	115	323	45	84	13	0	19	64	30	35	2	2	4
1984 Baltimore	.224	121	326	36	73	19	1	10	44	58	43	1	2	4
A.L. Totals	.254	736	1992	275	506	105	3	91	309	291	306	13	17	38
N.L. Totals	.222	29	90	9	20	3	1	2	5	4	18	0	0	1
M.L. Totals	.253	765	2082	284	526	108	4	93	314	295	324	13	17	39

GWRBI: '79-11; '80-4; '81-2; '82-3; '83-6; '84-4. Total: 30.  
 \* Led League.

1—Selected by Montreal Expos' organization in June '73 free agent draft (first round, regular phase) . . . Signed on 6/7/73.

2—Acquired by Orioles from Montreal Expos along with pitchers Don Stanhouse and Joe Kerrigan in deal for pitchers Rudy May, Randy Miller, and Bryn Smith (assigned from Rochester to Denver) on 12/8/77.

### League Championship Series Record

YEAR CLUB, OPP.	AVG.	G	AB	R	H	2B	3B	HR	RBI	BB	SO	SB	CS	HP
1979 Bal. vs. Cal.	.200	2	5	1	1	0	0	0	1	0	0	0	0	1
1983 Bal. vs. Chi.	.750	3	4	4	3	1	0	1	4	5	0	0	0	1
L.C.S. Totals	.444	5	9	5	4	1	0	1	5	5	0	0	0	2

### World Series Record

YEAR CLUB, OPP.	AVG.	G	AB	R	H	2B	3B	HR	RBI	BB	SO	SB	CS	HP
1979 Bal. vs. Pit.	.125	6	16	1	2	1	0	0	0	0	6	0	0	0
1983 Bal. vs. Phi.	.000	3	7	0	0	0	0	0	0	0	2	0	0	0
W.S. Totals	.087	9	23	1	2	1	0	0	0	0	8	0	0	0

**Career Highs, Game:** Runs—3, 5 times, (the latest June 9, '83 vs. Mil. at Bal.); Hits—4, 4 times, (the latest June 1, '83 at Min.); Home Runs—2, 3 times, (July 29, '83 at K.C.; May 25, '82 at Tex., and June 21, '83 vs. N.Y. at Bal.); RBI—5, (Sep. 18, '78 at Cle.); 4, 10 times, (the latest Aug. 19, '84 vs. Cal. at Bal.).  
**Hitting Streaks:**—16, (Aug. 7 thru 27, '82); 7, twice, (the latest May 10 thru 27, '83).  
**Grand Slams:**—4, (see page 13).

### THE 1984 SEASON

**Gary hit for the lowest average (.224) in his 6½ seasons with the O's . . . Also had the lowest home run production (10) except for abbreviated '81 season . . . Appeared in 121 games and saw action at all 3 outfield posts . . . Was 3rd in fielding among A.L. outfielders with .995 mark (see "Fielding" below) . . . Tied for 3rd on club in walks (58).**

**Batting:** Hit .242 (157-38) with 3 homers and 18 rbi in 38 1st half games and .207 (169-35) with 7 homers and 26 rbi in 35 games after all-star break . . . Was batting .167 (60-10) on May 6 thru 1st 22 games . . . Went 21-for-60 (.350) in 20 contests from May 30 to July 2 to raise average to season-high .254 (142-36). After that, he batted only .201 (184-37) the rest of the way (68 games).

**June:** Was Orioles' 2nd leading hitter in June (.319, 47-15) behind **Floyd Rayford** (.364) . . . Entered with .195 average (87-17), 0 homers and 7 rbi . . . By July 1 was hitting .238 (134-32) with 3 homers and 17 rbi.

**\$1,000,000 Blast:** His 8th inning grand slam off N.Y.'s **Dennis Rasmussen** on June 17 at Yankee Stadium broke a 2-2 tie and gave O's 6-2 win . . . It also won \$1,000,000 for a College Park, Maryland woman (**Anne Sommers**) in WMAR-TV's "Home Run Sweepstakes" . . . Hit slam with borrowed bat (a **Wayne Gross** model).

**By Month:** Apr.—.188 (48-9), 0 hrs, 5 rbi, 18 g . . . May—.205 (39-8), 0 hrs, 2 rbi, 16 g . . . June—.319 (47-15), 3 hrs, 10 rbi, 17 g . . . July—.221 (77-17), 4 hrs, 11 rbi, 25 g . . . Aug.—.200 (75-15), 2 hrs, 12 rbi, 24 g . . . Sep.—.225 (40-9), 1 hr, 4 rbi, 21 g.

**Miscellaneous:** Missed 3 games (May 11 thru 13) after aggravating left hip injury . . . Batted .238 (21-5) in 29 games as a pinch hitter . . . Ejected August 5 vs. Toronto at Baltimore, 3rd time in career.

### 1984 AND MAJOR LEAGUE CAREER

**Home Runs:** Hit only 10 home runs after blasting 40 the 2

previous seasons . . . Didn't hit a home run until 38th game of season (118th plate appearance) when he took Milwaukee's **Bob McClure** deep on June 12, and had only 3 in 1st 68 games (219 appearances) . . . Then hit 4 in 8 games (July 23 thru 31) . . . Had only 3 in last 44 games (144 pa's).

His grand slam off N.Y.'s **Dennis Rasmussen** on June 17 was the 4th of his career . . . All have been on the road . . . Others have come off Boston's **John Henry Johnson** on Sep. 13, '83; Oakland's **Steve McCatty** on May 5, '82 and **David Clyde** of Cleveland on Sep. 18, '78 . . .

**Platooning:** Part of leftfield combination (along with **John Lowenstein** primarily) that produced 35 homers and 131 rbi in '82 and 41 homers and 123 rbi in '83 . . . Production fell to 21 homers and 81 rbi from that position in '84 . . . Shared left with **Lowenstein**, **Al Bumbry**, **Mike Young** and **Jim Dwyer** in '84.

**Vs. Opponents:** Hit only .143 vs. Minnesota in '84 but still has highest career average against the Twins (.326, 181-59) . . . Is also over .300 against California (147-45, .306) . . . Is hitting only .151 (139-21) against the Tigers lifetime.

**Fielding:** Started 61 games in leftfield, 21 in right and 4 in center last year . . . Finished 3rd in A.L. among qualifying outfielders with .995 (205 tc, 1 e) mark . . . Did not make error in last 105 games beginning April 26 at K.C.

As an outfielder has career fielding percentage of .988 (1384 tc, 17 e) with 44 assists . . . Led the O's in assists in '79 (10) and '80 (9) and topped all A.L. outfielders in pct. in '80 at 1.000 (205 tc) . . . Played 131 straight errorless games from Sep. 28, '79 to May 8, '81 (246 tc).

Has also played 1st and 3rd base . . . Started 6 games at 1st when **Eddie Murray** was injured late in '83 season . . . Did not make an error in 62 total chances at 1st in 8 games . . . Also played 2 games (no chances) at 3rd in '83.

Played fulltime at 3rd in his 1st 2 minor league seasons ('73 and '74) and was named to his league's all-star teams both years.

**Hit by Pitch/Mask:** Was hit by 4 pitches in '84, 2nd on team to **Mike Young** . . . Career total now stands at 39 . . . Was tied for 3rd in the A.L. in that category in '82 (9) and was 2nd in '79 (12) . . . Was hit in the face by **Lerrin LaGrow** (Chi.) on Apr. 7, '79 (2nd game of season) and 25 stitches were required to close the wound in upper lip . . . Returned to action 8 days later using a helmet face-guard which he ultimately discarded at the start of the '81 campaign.

### PREVIOUS CAREER HIGHLIGHTS

**1983:** Finished 3rd on club with 19 homers and 4th with 64 rbi . . .

Was the 2nd busiest pinch hitter in the A.L. behind Chicago's **Jerry Hairston** (he was 38-8, .211) . . . Reached base 9 times in 10 plate appearances in the ALCS vs. Chicago . . . Was 3-for-4 with 5 walks and a hit by pitch . . . Led the O's in walks and rbi (4) in that series . . . Hit 2-run homer off **Floyd Bannister** in game #2 . . . Was a starter in game #3 of world series vs. Philadelphia and played defensively in games #1 and #5.

**1982:** Set career highs in batting (.270) and rbi (74) and finished 2nd on the club in slugging (.499) . . . Of his 106 hits, 47 went for extra bases (44%) . . . Hit in career high 16 straight games from Aug. 7 thru 27, also an Oriole team best . . . Did not homer in final 45 games.

**1981:** Was batting .293 on Sep. 26 before a 1-for-21 slide in last 14 games dropped him to .269 . . . Batted .328 in 1st half but just .191 after the strike.

**1980:** Batted .214 in 1st 39 games with no homers . . . Hit .341 from May 28 thru Aug. 28 though missed 30 games with a fractured wrist from June 9 thru July 15 . . . Then hit just .103 in last 30 games . . . Underwent surgery that fall for removal of loose bone fragments from right elbow.

**1979:** Tied for 2nd on club with career high 25 homers . . . Had 7 straight hits over 2 games, June 2 & 4 . . . Had O's only hit (7th inning double) off Oakland's **Mike Norris** on May 9 . . . Bounced into a triple play vs. the A's 2 days earlier.

**1978:** Made 25-man squad at start of the year but appeared in only 17 games in 1st 6 weeks and was optioned to Rochester in May . . . Rejoined Baltimore in Sep. after hitting .366 in last 34 games with the Red Wings.

**Montreal:** Was Expos' 1st round pick in June '73 and was signed by **Bob Zuk** . . . Was 1st recalled by Montreal in Sep. '75 but didn't appear in a game . . . Returned to majors in June '76 and homered in consecutive games, June 15 & 16 . . . Returned to Denver in mid-July but was recalled again in Sep.

## GARY ROENICKE (Cont.)

**Minors:** Was named to league all-star teams in each of 1st 3 pro seasons: NY-Penn League in '73 (3b), Florida State League in '74 (3b), and Eastern League in '75 (of) . . . Selected as Eastern League's "MVP" in '75 when led league in rbi (74) and outfield assists (22).

**Amateur Background:** Played baseball, basketball, and football at Edgewood High School in West Covina (graduated '73) . . . Won high school all-American honors in baseball and was all-league in all 3 sports.

Played Pony, Colt, and Connie Mack baseball in West Covina.

**Personal:** Gary's brother, Ron, 2 years younger, now an outfielder for with San Diego has also played for Dodgers and Mariners . . . Ron appeared in 12 games for the Padres in '84 and hit .300 (20-6) with 1 homer and 2 rbi . . . Appeared in 2 world series games, but did not bat . . . He also played with Las Vegas (Pacific Coast League) and batted .310 (290-90) . . . The Dodgers' 1st round pick in the June '77 draft (secondary phase), Ron has 3-plus seasons of major league service.

Gary has attended both Cal Poly in Pomona and UCLA in the off-seasons . . . Hobbies: water skiing, fishing, hunting, and golf . . . He and his wife, the former **Debra Lynn Britton**, were married Oct. 28, '78 and have 2 sons, **Jarett Steven** (1/15/80) and **Joshua James** (8/4/82).

## LENN HARUKI SAKATA

Born: June 8, '53; 5'9"; 160; Bats, R; Throws, R; Position: 2B-SS.

**Birthplace/Residence:** Born and raised in Honolulu, Hawaii . . . Now lives in Merced, Ca.

**Contract Status:** Signed 2-year contract extending thru '85 season on Jan. 26, '84.

**Tenure:** 6 years, 28 days.

**Signed Originally with:** Milwaukee.



YEAR CLUB	AVG.	G	AB	R	H	2B	3B	HR	RBI	BB	SO	SB	CS	HP
1975 Thetford Mines—1	.257	121	421	63	108	9	3	9	43	52	67	16	5	3
1976 Spokane	.280	141	510	64	143	23	5	10	70	29	65	6	4	1
1977 Spokane	.304	94	345	52	105	19	4	4	73	42	43	17	2	0
1977 Milwaukee	.162	53	154	13	25	2	0	2	12	9	22	1	3	0
1978 Milwaukee	.192	30	78	8	15	4	0	0	3	8	11	1	0	0
1978 Spokane	.269	49	156	24	42	14	3	0	20	15	15	4	2	3
1979 Vancouver	.300	118	454	59	136	21	3	6	64	30	43	16	7	3
1979 Milwaukee—2	.500	4	14	1	7	2	0	0	1	0	1	0	0	0
1980 Rochester	.344	26	93	19	32	6	1	3	8	7	8	5	0	1
1980 Baltimore	.193	43	83	12	16	3	2	1	9	6	10	2	1	0
1981 Baltimore	.227	61	150	19	34	4	0	5	15	11	18	4	0	1
1982 Baltimore	.259	136	343	40	89	18	1	6	31	30	39	7	4	4
1983 Baltimore	.254	66	134	23	34	7	0	3	11	16	17	8	4	1
1984 Baltimore	.191	81	157	23	30	1	0	3	11	6	15	4	1	0

M.L. Totals .225 474 1113 139 250 41 3 20 93 86 133 27 13 6

GWRBI: '80-Roch. 0 Bal. 2; '81-2; '82-1; '83-3; '84-3. Total: 11.

1—Selected by Milwaukee Brewers' organization in January '75 free agent draft (first round, secondary phase) . . . Signed on 1/19/75.

2—Acquired by Orioles from Milwaukee Brewers in deal for pitcher John Flinn on 12/6/79.

### League Championship Series Record

YEAR CLUB, OPP.	AVG.	G	AB	R	H	2B	3B	HR	RBI	BB	SO	SB	CS	HP
1983 Bal. vs. Chi.														

(did not appear)

### World Series Record

YEAR, CLUB, OPP.	AVG.	G	AB	R	H	2B	3B	HR	RBI	BB	SO	SB	CS	HP
1983 Bal. vs. Phil.	.000	1	1	0	0	0	0	0	0	0	0	0	0	0

**Career Highs, Game:** Runs—2, 16 times, (15 Bal., 1 Mil.); Hits—4, (Sep. 20, '81 vs. Mil. at Bal.); Home Runs—2, twice, (Sep. 20, '81 vs. Mil. at Bal. and Oct. 1, '81 at Det.); RBI—5, (Sep. 20, '81 vs. Mil. at Bal.); 4, (Sep. 6, '81 vs. Oak. at Bal.).

**Hitting Streaks:**—8 (Apr. 21 thru May 4, '82); 7, 3 times, (latest June 11 thru 27, '83).

## 1984 SEASON AND MAJOR LEAGUE CAREER

Except for his brief one-inning debut in the outfield, played exclusively at 2nd base, primarily as a reserve . . . Started 38 games . . . Hit for lowest average in 5 years with Orioles.

**Batting:** Reached season low of .171 (70-12) on July 6 . . . Batted .206 (87-18) the rest of the way. Had 5 game hitting streak Sep. 9 thru 14.

**By Month:** Apr.—.217 (23-5), 11 g . . . May—.190 (21-4), 9 g . . . June—.176 (17-3), 13 g . . . July—.159 (44-7), 20 g . . . Aug.—.158 (19-3), 13 g . . . Sep.—.242 (33-8).

**Vs. Opponents:** Had 2 of his 3 game-winning rbi against Toronto . . . Singled in winning run to cap 5-run 8th inning in 7-5 win vs. Blue Jays on May 9 . . . Had 2-run homer off **Jim Clancy** in O's 2-1 victory on Aug. 13. (Also had game-winner vs. Toronto in "3 pickoff" game vs. Tor. on Aug. 24, '83.) . . . See "Catching Debut" below.

Was club's 2nd leading hitter vs. Cleveland with .357 mark (14-5) . . . Has a career best .295 average (78-23) vs. Minnesota despite hitting .105 (19-2) against Twins in '84.

**Vs. Chicago:** Was 0-for-66 lifetime vs. White Sox before singling off **Floyd Bannister** on Aug. 11, '83 . . . Batted .200 (15-3) against Chicago in '84 bringing career mark to .053 (94-5) with 3 walks.

Entering '84 was 0-for-16 vs. Chicago at Memorial Stadium, but went 3-for-10 in 3 home games July 12 thru 15 including 1st ever homer vs. White Sox off **Bannister** . . . Lifetime is 3-for-10 vs. **Bannister**.

**Fielding:** Appeared in 76 games at 2nd base . . . Had .988 fielding pct. (.243 tc, 3 e), highest among A.L. 2nd basemen with more than 30 games . . . Did not make an error in final 27 games of season at 2nd base (74 tc) . . . Career fielding mark at 2nd is .986 (1313 tc, 19 e).

Played the outfield for the 1st and only time in majors on Aug. 5 (one inning) vs. Toronto . . . Has played mostly at 2nd base in 5 seasons with Orioles, although saw action at shortstop in '80 (4 games), '81 (42) and '82 (56) . . . Career fielding mark at short is .960 (405 tc, 16 e).

Caught one game in '83 (see below under "Catching Debut" for further details.)

**"Sudden Death Sakata:"** Although he had none in '84, has driven in the winning run in "sudden death" at home 4 times since joining the O's in '80 (twice in '80 and twice in '83) . . . Among the O's, only **John Lowenstein**, has as many since then.

During O's career has knocked in the winning run 11 times, 8 of those coming in the 7th inning or later and 4 coming in the 9th or later.

**Miscellaneous:** Appeared in 5 games as a pinch hitter (5-1) . . . Stole 4 bases in 5 attempts and now has 25 in 35 attempts with Baltimore . . . Batted .207 (29-6) in 11 games on '84 Japan trip.

## PREVIOUS CAREER HIGHLIGHTS

**1983:** Stole a career high 8 bases in 12 attempts . . . Started 36 games and played there exclusively except for his one appearance behind the plate (see below) . . . Batted .303 (33-10) in 18 games in Sep.-Oct.

**Catching Debut:** Made catching debut on Aug. 24 vs. Toronto and helped O's to dramatic victory . . . Moved behind the plate from 2nd base in the 10th inning after **Rick Dempsey** and **Joe Nolan** had been removed for pinch hitters . . . Blasted 3-run homer wiping out Blue Jays 4-3 lead giving O's 7-4 triumph in bottom of 10th (for more details see "Vs. Toronto" on page 61).

**1982:** Started 50 of the O's 1st 72 games at shortstop, but played only at 2nd after **Cal Ripken** moved from 3rd to short on July 1 . . . Set career highs in most offensive categories, including average (.259), homers (6), and rbi (31) . . . Hit in a career high 8 straight games from Apr. 21 thru May 4 at .435 (10-for-23).

**1981:** Had appeared in just 31 games with .189 batting average thru Sep. 2 . . . Then played in final 30 games with 28 starts (27 at short) while batting .247 in that period . . . Hit all 5 homers in that span including his 1st career grand slam (Sep. 6 off Oakland's **Dave Beard**) and a pair of 2-homer games (Sep. 20 vs. Milwaukee and Oct. 1 at Detroit).

Was on disabled list from May 9 thru 28 with badly sprained right ankle.

**1980:** Trained with the Orioles after off-season trade from Milwaukee, but was assigned to Rochester to start season . . . Was leading the International league in hitting when recalled on May 23 . . . Went 4-for-5 as a pinch-hitter (had never been used in that capacity in majors previously), including a pair of game-winning hits in "sudden death."

**Milwaukee:** Spent parts of '77, '78, '79 seasons with the Brewers . . . Called up to majors in July '77 when injuries hit Milwaukee

## LENN SAKATA (Cont.)

infield and started 46 times in 50-game stretch ... Hit 1st big league homer off **Dennis Martinez** on July 25 of that year.

Started '78 as regular 2nd baseman vs. lefthanders but was ultimately optioned to Spokane in July ... Also spent Sep. '79 with the Brewers.

**Minors:** Signed for Brewers by **Dick Bogard** ... Had been drafted previously by San Francisco and San Diego but did not sign ... Had .286 career average in minors (566-for-1979) ... Was all-star 2nd baseman (by vote of managers) in PCL in '79 and Eastern League in '75.

**Amateur Background:** Played one season at Treasure Valley College (Ontario, Oregon) before transferring to Gonzaga University (Spokane) for 2 years ... Earned all-district and 2nd team junior college all-American honors at 2nd base for Treasure Valley in '72 ... Was all-district and all-Big Sky Conference 2nd baseman at Gonzaga in '73 & '74 ... Was 3rd team all-American pick in '74.

Lettered in baseball, basketball, and golf at Kalani High (graduated '71) and was all-state shortstop in senior year ... Played Babe Ruth and American Legion baseball with legion team winning Hawaii state championship in '70 & '71.

**Personal:** Of Japanese descent ... Fourth generation American ... Hobbies: golf and tennis ... He and his wife, the former **Darren Kay Bell**, were married Jan. 14, '78 and have two children, **Ryan Haruki** (3/23/83) and **Erin** (1/23/85).

## LARRY KENT SHEETS

Born: Dec. 6, '59; 6'3"; 217; Bats, L; Throws, R; Position: OF.

**Birthplace/Residence:** Born, raised and still lives in Staunton, Va.

**Contract Status:** Signed thru '85 season.

**Tenure:** 27 Days.

**Signed Originally with:** Orioles.



YEAR CLUB	AVG.	G	AB	R	H	2B	3B	HR	RBI	BB	SO	SB	CS	HP
1978 Bluefield-1	.267	67	225	32	60	9	2	11	*48	32	46	0	0	4
1979 Bluefield	.333	3	12	2	4	2	0	0	2	0	0	0	0	0
1980 Bluefield	.379	37	124	29	47	9	1	*14	47	17	14	0	0	1
Charlotte	.188	13	48	1	9	4	0	0	5	4	18	0	0	0
1981 Rochester														
1982 Hagerstown	.296	88	324	46	96	21	0	18	59	27	66	1	1	4
1983 Charlotte	.288	138	503	72	145	*37	3	*25	87	45	102	1	2	4
Rochester	.154	3	13	1	2	1	0	0	2	0	4	0	0	0
1984 Rochester	.302	134	431	76	130	26	4	13	67	54	73	0	0	1
Baltimore	.438	8	16	3	7	1	0	1	2	1	3	0	0	0

Pro Totals .295 491 1696 262 500 110 10 82 319 180 326 2 3 14

GWRBI: '84-0. Total: 0.

\* Led league \* Tied for league lead

1-Selected by Orioles organization in June '78 free agent draft (second round, regular phase) ... Signed on 6/7/78.

## THE 1984 SEASON

**Baltimore:** Promoted to Baltimore from Rochester on Sep. 4 and appeared in 8 games, including 5 starts in rightfield ... Beat out infield single in 1st big league at bat off N.Y.'s **Clay Christensen** on Sep. 18 ... Hit safely in 4 of 5 starts.

**Vs. Red Sox:** In 4 games vs. Boston was 5-for-10 (.500) ... Hit 1st major league homer off Boston's **Rich Gale** at Fenway Park on Sep. 28 ... Had a pair of 2-hit games against Red Sox.

**Rochester:** Played in 134 games with Red Wings and was 5th in the International League in batting (.302), best on club among qualifiers ... Also led Rochester in runs (76), doubles (27) ... Was 2nd in rbi (67) and walks (54).

Topped all International League outfielders in assists (19) and double plays (5) ... Compiled .991 fielding mark (222 tc, 2 e).

An 11-for-17 stretch in 5 games from May 5 thru 9 brought average to season high .355 (62-22) ... Was batting .254 (248-64) on July 11 thru 1st 82 games ... Finished very strong, batting .361 (183-66) in final 52 games ... Batted safely in 30 of last 35 games.

Hit .383 (115-44) with 7 doubles, 8 homers, 79 total bases and 22 rbi in August (31 games) ...

178

Over the past 3 seasons at Hagerstown, Charlotte and Rochester has hit .293 (1271-373) with 56 homers, 84 doubles, and 213 rbi.

**Japan:** Was one of O's top hitters during the club's fall tour of Japan ... Tied **Al Bumbry** as the O's leading hitter with .400 mark (40-16) ... Tied **Cal Ripken** and **Todd Cruz** for 2nd in homers, (4), behind **Murray's** 9 ... Was 2nd to **Murray** in rbi and runs scored with 11 apiece. (Murray had 18 and 22).

## PREVIOUS CAREER HIGHLIGHTS

**1983:** Led Southern League in doubles (37) and homers (25), tied with **Glenn Davis**, Columbus Astros) ... Led Charlotte in rbi (87) and set career highs in virtually every category except batting average. Attended his 1st spring training and played his first full pro season.

**Pro Career:** In rookie pro season ('78) led Appalachian League in rbi (48 in 67 games) and was 2nd in homers (11) ... Chose not to return to baseball the following spring while attending college ... He did finally report to Bluefield for the final 3 games of the season ('79) but remained in college again the following spring ('80).

In June, '80, reported to Bluefield and was outstanding ... Led league in homers (14) and drove in 47 runs in 37 games ... Was promoted to AA Charlotte late that season ... In October, '80, had bone chips removed from right elbow.

Did not play at all in '81 and did not go to spring training in '82 ... Reported to Hagerstown in June '82 and played in 88 games ... Hit 18 homers and knocked in 59 runs.

**Amateur Background:** Played 3 varsity seasons at Robert E. Lee High (Staunton) and hit 18 homers, 10 of them senior year ('78) when he batted .536 (30-56) with 20 extra base hits ... Pitched junior year and threw a no-hitter ... Also struck out 17 in one game ... Played centerfield exclusively as a senior.

Also won 3 varsity basketball letters ... Played against **Ralph Sampson** (Harrisonburg) ... Was "mvp" in both basketball and baseball in '78 ... Was twice all-district in basketball.

Played Little League, Babe Ruth, and American Legion baseball. Was "mvp" in state legion tournament in '77.

Has completed 3½ years at Eastern Mennonite College (Harrisonburg) ... Played varsity basketball there and also served as an assistant baseball coach.

**Personal:** Majoring in Health & Physical Education at Eastern Mennonite ... He and his wife, **Sharon**, were married in January '83 ... Roomed with **Cal Ripken** during his brief stay with Charlotte in '80.

## JOHN (T-BONE) T. SHELBY

Born: Feb. 23, '58; 6'1"; 175; Bats, L-R; Throws, R; Position: OF.

**Birthplace/Residence:** Born, raised and still resides in Lexington, Ky.

**Contract Status:** Signed thru '85 season.

**Tenure:** 2 years, 55 days.

**Signed Originally with:** Orioles.



YEAR CLUB	AVG.	G	AB	R	H	2B	3B	HR	RBI	BB	SO	SB	CS	HP
1977 Bluefield-1	.256	60	211	28	54	9	1	0	21	10	44	6	5	0
1978 Miami	.231	13	26	4	6	1	0	0	3	3	5	0	2	1
Bluefield	.282	64	248	49	70	9	1	6	25	30	45	7	4	3
1979 Miami	.201	132	478	50	96	11	6	3	38	44	120	13	10	5
1980 Charlotte	.241	134	*560	66	135	27	11	6	51	22	122	34	14	1
1981 Charlotte	.235	62	251	40	59	11	4	2	21	27	38	24	11	0
Rochester	.264	76	326	42	86	21	8	3	32	16	55	18	6	0
Baltimore	.000	7	2	2	0	0	0	0	0	0	1	2	0	0
1982 Rochester	.279	133	*548	92	153	26	6	16	52	51	115	34	16	1
Baltimore	.314	26	35	8	11	3	0	1	2	0	5	0	1	0
1983 Baltimore	.258	126	325	52	84	15	2	5	27	18	64	15	2	0
1984 Baltimore	.209	128	383	44	80	12	5	6	30	20	71	12	4	0

M.L. Totals .235 287 745 106 175 30 7 12 59 38 141 29 7 0

GWRBI: '81, Bal-0; '82, Bal-0; '83-2; '84-4 Total: 6.

\* Led league.

1-Selected by Orioles organization in January '77 free agent draft (first round, regular phase) ... Signed on 5/22/77.

## JOHN SHELBY (Cont.)

### League Championship Series Record

AR CLUB, OPP.	AVG.	G	AB	R	H	2B	3B	HR	RBI	BB	SO	SB	CS	HP
B3 Bal. vs. Chi.	.222	3	9	1	2	0	0	0	0	1	3	1	0	0

### World Series Record

AR CLUB, OPP.	AVG.	G	AB	R	H	2B	3B	HR	RBI	BB	SO	SB	CS	HP
B3 Bal. vs. Phi.	.444	5	9	1	4	0	0	0	1	0	4	0	0	0

**Career Highs, Game:** Runs—4, (Aug. 26, '84 at Oak., ties team record); Hits—4, twice, (Apr. 23, '83 at Cal. and May 24, '84 at Oak.); 3, 10 times, (the latest Aug. 26, '84 at Oak.); RBI—4, (Aug. 29 '83 at K.C.); 3, twice, (the latest Sep. 24, '84 vs. N.Y. at Bal.); SB—2, twice, (the latest vs. Mil. at Bal. Sep. 9, '84).

**Hitting Streaks:**—7, (July 21 thru 31, '83); 6, (Sep. 1 thru 14, '84).

**Grand Slams:**—1, (see page 13).

**Winter Ball:** Played in 29 games for Santurce in Puerto Rican League during winter and batted .268 (112-30).

### THE 1984 SEASON

Played in 128 games, started 84, splitting time with Al Bumbry in centerfield . . . Led the club for 2nd straight year with 12 stolen bases . . . Was also 1st in sacrifice hits (12), tying him for 4th in the A.L. (most by an Oriole since Paul Blair's 13 in '76) . . . Had 5 triples, 2nd on club . . . Led 5 outfielders with 9 assists.

**Batting:** Hit .193 (40-for-207) in 69 first half games and .227 (57-for-176) in 57 games after the all-star break . . . Batted .094 (32-2) in 1st games thru Apr. 19 . . . Reached a season-high of .232 (125-29) on May after 9-for-17 spurt in 4 games from May 23 thru 29.

Went 1-for-38 (.026) in 12 games from June 20 thru July 7, including 4-for-29 span . . . Average fell to .190 (200-38).

In final 43 games of season starting July 31 batted .266 (128-34) raising average to .209 on final day, highest point after all-star game.

**Switch Hitting:** Batted .219 (160-35) with 4 homers and 15 rbi righthanded and .202 (223-45) with 2 home runs and 15 rbi from the left side . . .

His career totals are righthanded—.244 (389-95) with 9 hrs and 30 l and lefthanded—.224 (356-80) with 3 homers and 29 rbi . . . Is a natural righthanded batter and did not become a switch hitter until '79 at Miami.

**By Month:** Apr.—.183 (71-13), 20 g . . . May—.271 (59-16), 21 g . . . June—.136 (59-8), 23 g . . . July—.159 (63-10), 19 g . . . Aug.—.242 (53-16), 22 g . . . Sep.—.262 (65-17), 23 g.

**Pinch Hitting:** Had the highest average among Oriole sub-ingers with a .333 (12-4) mark . . . Hit 5th inning pinch-homer off Ricky right of Texas on May 5, stayed in game and tripled in his other plate appearance to help O's come from behind to win, 7-5.

**Vs. Oakland:** Batted .364 (33-12) vs. Oakland bringing career mark to .367 (60-22) vs. A's . . . Has a .436 average (39-17) in 12 games at Oakland Coliseum, including 10-for-20 (.500) there in '84.

Tied a club record Aug. 26 at Oakland with 4 runs scored . Also tied career high with 4 hits at Oakland on May 24 . . . Was 5-for-8 in 3-game series at Oakland in May (22 thru 24) . . .

**Fielding:** Topped O's outfielders in assists (9) for 2nd straight year and has 18 in 2 seasons . . . Had .993 pct. (.272 tc, 2 e) . . . Started 78 games in center and 6 in rightfield. Has career fielding mark of .988 (507 6e).

**Miscellaneous:** Batted .280 (25-7) in 14 games during O's fall tour of Japan . . . Has now stolen 29 bases in 36 attempts (.805 success e) in career . . . Went 68 straight at bats in 20 games from May 19 to June 22 without drawing walk . . . Ended 0-for-17 drought vs. Yankees in game-winning 3-run homer off Ron Guidry in O's 8-1 victory on Sep. 1.

Hit 2-run homer in 8th inning off Rollie Fingers snapping 3-3 tie in 5-4 win over Milwaukee on June 12.

### PREVIOUS CAREER HIGHLIGHTS

**1983:** Led club in stolen bases (15 in 17 attempts) and had the best success rate (.882) in the A.L. among players with 10 or more attempts . . . Was 2nd among A.L. rookies in steals to Cleveland's Julio anco (32) . . . Had the most steals by an Oriole rookie since Al Bumbry (1) in '73 . . . Started 59 games primarily against lefthanded pitching . . .

Got off to great start with bat, hitting .387 (62-24) in 1st 22 games . . . Had 1st career grand slam off K.C.'s Keith Creel on Aug. 29 at K.C.

**Spring Training:** Hit .444 (63-28) with 7 doubles, 2 triples and 2 home runs in 25 exhibition games . . . It was 2nd highest average by an Oriole (35 or more at bats) in the spring and best since Don Lenhardt batted .462 (52-24) in '54.

**Three Assists:** Had 3 assists on Sep. 11 at New York, throwing out Willie Randolph and Ken Griffey at the plate while making the first relay on a throw that nailed Rick Cerone at 2nd . . . Fell one shy of major league record.

**Post-Season:** Appeared in the final 3 games of the ALCS against Chicago with starts in games #2 and #4 . . . Played in all 5 world series games, starting game #3 . . . Had the game-winning rbi in game #4 with a pinch-hit sac fly in 6th inning, snapping 3-3 tie.

### PREVIOUS CAREER HIGHLIGHTS

**1982:** Joined the Orioles on Sep. 1 and made a significant contribution in the Birds' pennant drive . . . Played in 26 of the final 32 games with a .314 (11-for-35) average, including a 4-for-8 performance and a home run in the final 4-game series against Milwaukee.

**Dramatic Throw:** Was involved in one of the most memorable moments of the pennant race on Sep. 26 at Milwaukee . . . With Baltimore leading 3-2, the Brewers had runners on 1st and 3rd with one out in the bottom of the 8th . . . Cecil Cooper flied out to John, who made a perfect throw to the plate to nail Bob Skube (who had tagged up after the catch) to kill the rally . . . The O's went on to win, 5-2 and cut Milwaukee's lead to 2 games.

**Rochester:** Was selected as an outfielder on the International League all-star team . . . Led the circuit in at bats (548) and was 4th in hits (153) and total bases (239) . . . Has 13 assists, giving him 92 in his minor league career.

**Kluttz Award:** Was the '82 recipient of the Clyde Kluttz Memorial Award, given annually to an Oriole organization player who displays great desire, dedication, and loyalty . . . See page 69 for a full explanation and previous winners.

**1981:** Started the year with Charlotte but was promoted to Rochester in June . . . Led entire O's system in at bats (577), doubles (32), and triples (12) . . . Made major league debut with O's in Sep. and played for Ray Miller's Caguas club in the Puerto Rican League during the winter.

**Pro Career:** Signed by Lamar North . . . Led the Southern League in at bats (560) and was 2nd in assists (21) in '80 . . . Hit in Charlotte club record 21 straight games that year . . . Hit career low .201 in 1st year as switch-hitter at Miami in '79 . . . Tied for Florida State League lead in assists (22) . . . Topped Appalachian League in assists in both '78 (11) and '77 (12, tie).

**Amateur Background:** Played baseball and basketball at Lexington's Henry Clay High School (graduated '76) . . . Was a shortstop in high school.

Played one year ('77) at Columbia State Community College in Columbia, TN, batting .358 with 6 homers and 30 rbi . . . Also participated in Little League, Babe Ruth League, and Connie Mack programs.

**Personal:** John and his wife, the former Trina Dixon, were married on Sep. 27, '80.

## NATHANIEL (NATE) SNELL


Born: Sep. 2, '52; 6'4"; 190; Bats, R; Throws, R; Position: P.

**Birthplace/Residence:** Born in Orangeburg, SC. . . Grew up and still lives in Vance, SC.

**Contract Status:** Signed thru '85.

**Tenure:** 11 Days.

**Signed Originally with:** Orioles.



**NATE SNELL (Cont.)**

YEAR CLUB	W-L	ERA	G	GS	CG	SHO	SV	IP	H	R	ER	BB	SO
1977 Miami-1	7-7	1.70	16	16	6	2	0	106	106	41	20	15	68
1978 Charlotte	7-13	3.64	28	28	10	2	0	193	193	91	78	44	97
1979 Charlotte	5-2	3.74	10	10	1	0	0	65	65	30	27	29	42
Rochester-2	4-7	4.38	12	12	4	2	0	76	72	44	37	22	35
1980 Shreveport-3	4-4	4.50	33	2	0	0	3	64	77	38	32	18	44
1981 Charlotte	1-2	2.61	8	3	3	1	0	38	32	14	11	10	19
Rochester	1-3	2.63	15	2	0	0	1	41	33	14	12	7	20
1982 Rochester	4-6	3.67	37	0	0	0	5	83	83	40	34	26	31
1983 Charlotte	1-0	0.00	15	1	0	0	5	23	15	0	0	6	7
Rochester-4	6-2	3.60	39	1	1	0	9	70	71	29	28	17	46
1984 Rochester	0-2	4.82	6	0	0	0	0	9.1	13	6	5	7	6
Charlotte	9-4	2.42	52	0	0	0	17	81.2	68	30	22	28	45
Baltimore	1-1	2.35	5	0	0	0	0	7.2	8	2	2	1	7
Pro. Totals	50-53	3.23	276	75	25	7	40	857.2	836	379	308	230	467

1—Signed as an undrafted free agent on 9/5/76.  
 2—Selected by San Francisco Giants organization in minor league draft on 12/6/79.  
 3—Released by San Francisco organization on 3/27/81. Signed by Baltimore organization as a free agent on 5/25/81.  
 4—Became an automatic free agent after 7th pro season under terms of National Association agreement. Re-signed with Orioles organization on 1/17/84.

**Pitches:** Fastball, curve, slider, and change.

In 8 pro seasons, has walked an average of fewer than 2½ batters per 9 innings.

Began season with Rochester and appeared in 6 games... Was assigned to Charlotte on May 2... Remained with Charlotte until promotion to Orioles on Sep. 20... At age 32 was the oldest player ever to make major league debut with Orioles.

**Baltimore:** Pitched in 5 of O's last 12 games... Earned 1st major league victory on Sep. 24\* vs. N.Y. with 2 inning stint (4 strikeouts) in 7-6 win... Three of 5 outings were scoreless... Lost to Boston, 5-4, on Sep. 28.

**Charlotte:** Tied for league lead in saves (17) with Randy Graham of Nashville and Curt Wardle of Orlando... Was 2nd on club in wins (9) and era (2.42)... Also 2nd in league in relief pitching points (48, 2 pts. for win or save, minus one pt. for loss)... Finished a league-high 48 games in 52 appearances.

Was scored on in only 7 of 1st 34 games... From June 2 to July 14 allowed only 1 run in 20 appearances (28.1 ip) and had 3 wins, 9 saves... Reached era low of 1.19 (45.2 ip, 6 er) in 29 games at that time.

On July 30 was 6-1 with 14 saves in 38 games with a 1.29 era (46 ip, 8 er)... Allowed 13 earned runs in next 5 games (7.2 ip) from August 4 to 13\*.

Yielded only one earned run in last 18 innings pitched (9 games)... Gained wins in last 3 appearances... Went season high 6 innings and allowed only 2 hits in 8-7 win over Greenville on Sep. 3.

Pitched 4 hitless innings to earn 4-3 victory in Charlotte's 12-inning win at Orlando in Eastern Division playoff on Sep. 6... Saved games one and 2 of Southern League final championship series vs. Knoxville.

**Rochester:** Spent all of April with Rochester... Didn't allow a run in 1st 3 appearances (6.1 ip), but surrendered 5 in next 3 outings (3 ip) before moving on to Charlotte.

**Japan:** Was the O's most effective pitcher during the club's fall tour of Japan... Claimed half of the O's 8 wins... Also led team in era (1.08, 16.2 ip, 2 er), innings pitched, strikeouts (15) and was tied for 2nd in appearances (7)... Didn't allow a home run and yielded only 8 hits.

**PREVIOUS CAREER HIGHLIGHTS**

**1983:** Had a combined record of 7-2 with a 2.71 era (93 ip, 86 h, 28 er) and 14 saves in 54 games (2 starts) with Charlotte and Rochester... Started the season at Charlotte and did not allow a run in 23 innings (15 app.) before promotion to Rochester on May 31.

Led Rochester with 9 saves, had the 2nd lowest era on staff (3.60) and finished 3rd in games (39)... Finished 32 of 38 relief appearances... Defeated Tidewater in only start June 3\*, pitching 7-inning complete game... Did not allow an earned run in 26 of 38 outings.

Was 2-1 in winter ball for Ray Miller's Santurce club in the Puerto Rican League.

**Pro Career:** Signed by Dick Bowie... Was a starter for his 1st 3 pro seasons before becoming a reliever in his one season in the San Francisco organization in '80... In '77, compiled the best era in the Florida State League (1.70) but fell 6 innings short (106) of qualifying for league title... Was 3rd in the Southern League in innings pitched (193) in

'78... Led Charlotte in innings, starts (28), and strikeouts (97) that year... Was released by Giants in March '81 and after 2 months of inactivity, hurled 5-hit shutout for Charlotte against Knoxville in 1st start on June 12, '81.

**Amateur Background:** Earned 4 letters in baseball at Tennessee State University in Nashville... Was team captain and "mvp" in both '75 and '76... Played baseball, basketball, and football at Roberts High School in Vance, SC (graduated '72)... Was captain of all 3 teams as senior as well as all-conference and all-state in basketball.

Played American Legion Baseball and had the distinction of pitching his Legion and high school teams to state championships in the same year.

**Personal:** Has been employed as a substitute teacher during the off-seasons... Hobbies: horseback riding and tennis... Nate and his wife, the former Sheila Macon, were married on Dec. 24, '83.

**SAMUEL (SAMMY) LEE STEWART, JR.**


Born: Oct. 28, '54; 6'3"; 208; Bats, R; Throws, R; Position: P.

**Birthplace/Residence:** Born in Asheville, N.C., but grew up and still lives in nearby Swannanoa.

**Contract Status:** Signed 3 year contract (thru '85) with one year option on Feb. 8, 1983.

**Tenure:** 6 years, 32 days.

**Signed Originally with:** Orioles.



YEAR CLUB	W-L	ERA	G	GS	CG	SHO	SV	IP	H	R	ER	BB	SO
1975 Bluefield-1	3-3	6.07	18	4	0	0	1	43	62	44	29	26	29
1976 Miami	12-8	2.42	23	22	12	2	0	182	147	65	49	86	79
1977 Rochester	0-5	6.29	10	10	0	0	0	54	68	41	38	35	28
Charlotte	9-6	2.08	16	16	10	3	0	117	93	32	27	45	56
1978 Rochester	13-10	3.80	27	27	6	1	0	173	168	90	73	93	111
Baltimore	1-1	3.27	2	2	0	0	0	11	10	5	4	3	11
1979 Baltimore	8-5	3.51	31	3	1	0	1	118	96	47	46	71	71
1980 Baltimore	7-7	3.56	33	3	2	0	3	119	103	51	47	60	78
1981 Baltimore	4-8	2.33	29	3	0	0	4	112	89	33	29	57	57
1982 Baltimore	10-9	4.14	38	12	1	1	5	139	140	68	64	62	69
Hagerstown-2	0-0	2.25	2	2	0	0	0	8	8	2	2	1	6
1983 Baltimore	9-4	3.62	58	1	0	0	7	144.1	138	60	58	67	95
1984 Baltimore	7-4	3.29	60	0	0	0	13	93.0	81	42	34	47	56
M.L. Totals	46-38	3.45	251	24	4	1	33	736.1	657	306	282	367	437

\* Led league  
 1—Signed by Orioles organization as an undrafted free agent on 6/15/75.  
 2—On rehabilitation assignment, July 7-14, 1982.

**League Championship Series Record**

YEAR CLUB, OPP.	W-L	ERA	G	GS	CG	SHO	SV	IP	H	R	ER	BB	SO
1979 Bal. vs. Cal.													
1983 Bal. vs. Chi.	0-0	0.00	2	0	0	0	1	4.1	2	0	0	1	2

**World Series Record**

YEAR CLUB, OPP.	W-L	ERA	G	GS	CG	SHO	SV	IP	H	R	ER	BB	SO
1979 Bal. vs. Pit.	0-0	0.00	1	0	0	0	0	2.2	4	0	0	1	0
1983 Bal. vs. Phi.	0-0	0.00	3	0	0	0	0	5	2	0	0	2	6
W.S. Totals	0-0	0.00	4	0	0	0	0	7.2	6	0	0	3	6

**Low Hitters:** 2-Hitters—1, (June 7, '79 vs. K.C. at Bal.).  
**Longest Relief Stints:**—8.1 innings, (Sep. 28, '81 at Det.); 8 innings, twice, (Sep. 16, '81 vs. Mil. at Bal. and Aug. 13, '82 at Bos.)... Has worked seven or more relief innings 8 times in career.  
**Strikeout Highs:**—9, (Sep. 1, '78 vs. Chi. at Bal. 1st major league appearance); 7, (July 24, '82 vs. Oak. at Bal.).  
**Walk Highs:**—6, twice, (latest Sep. 4, '81 vs. Oak. at Bal.).  
**Winning Streaks:**—7, (July 20 thru Sep. 21\*, '83.).  
**Losing Streaks:**—3, 3 times, (latest Aug. 31 thru Sep. 22, '81).

**1984 SEASON AND MAJOR LEAGUE CAREER**

Emerged as the O's top reliever the 2nd half of the season, filling the void caused by arm problems of Tippy Martinez... Was used exclusively in relief for 1st time in career... Led club in appearances with career-high 60... Was 2nd to Tippy in saves with 13, also a career best... Gained 12 of his saves in last 33 appearances.

## SAMMY STEWART (Cont.)

Was 3rd on O's staff in era (3.29, 93 ip, 34 er) . . . Finished 11th in A.L. n appearances and saves . . . Moved into 9th place on O's all-time list of career saves with 33.

**Season Summary:** Was 4-1 with 2 saves and a 2.87 era (40.2 ip, 13 er) in 29 games before the all-star break and 3-3 with 11 saves and a 3.61 era (52.1 ip, 21 er) in 31 games in 2nd half.

Had 4 of club's 8 wins in April (4-0, 2.60 era, 17.1 ip, 4 er) in 11 games . . . Four straight wins gave him streak of 11 victories in 12 decisions extending back to July 20, '83.

Was especially effective from July 21 thru Sep. 8 when he earned 9 saves, 3 wins and a 2.52 era (35.2 ip, 10 er) in 20 games, 13 of which he didn't allow a run . . . In 11 games from Aug. 14 to Sep. 4, saved 5 games and won 3 (2.08 era, 21.2 ip, 5 er).

**Saves:** Career-high 13 saves broke previous high of 7 set in '83 . . . Didn't get his 1st save until June 12 at Milwaukee . . . Earned 12 saves in his last 34 appearances after getting only one in his 1st 26 games . . . Had 7 saves in 13 games from July 21 to August 26.

Saved 3 games for **Storm Davis**; 2 each for **Mike Boddicker**, **Scott McGreggor** and **Dennis Martinez**; one each for **Tippy Martinez**, **Tom Inderwood**, **Mike Flanagan** and **Mark Brown**.

**Relief:** Didn't start a game for 1st time in career . . . Career-high 60 appearances included 39 games in which he didn't allow an earned run . . . Allowed only 19 of 56 inherited base runners to score, a .661 efficiency . . . Retired 35 of 57 1st batters (a. 627 rate).

His career relief totals are 38-26 with a 3.16 era (591.1 ip, 512 hits, 69 er) in 227 appearances.

**Rolaids:** Won the O's Rolaids Relief Award for the 1st time accumulating 36 points with a 7-4 mark and 13 saves . . . **Tippy Martinez** had won the award 3 previous seasons.

**Ratings:** Led O's in "Miller-Brown" Rating system with 40 points in 60 games with 13 saves, 20 holds and 7 wins against 13 squanders and 4 losses. Led staff in points and points per appearance (.67). **Tippy** was 2nd in points with 30.

The system was initiated 3 years ago and, in essence, rewards relievers for saves (+3), wins (+2) and holds (+1) while penalizing them for losses (-2) and squanders (-1).

A pitcher can be awarded a win and a hold in the same game and can be charged with a loss and a squander in the same appearance, but can accumulate no more than 3 points (positive or negative) in one outing.

**Japan:** Had team highs in appearances (8) and saves (4) during the O's tour of Japan last fall . . . Was un-scored on and had 4 saves in 1st appearances . . . After that, in 3 more outings, he was 0-1 with an era of 3.00 (5 ip, 10 er).

**By Month:** Apr.: 4-0-0, 11 g . . . May: 0-0-0, 7 g . . . June: 0-1-2, 1 g . . . July: 0-0-4, 7 g . . . Aug.: 2-1-4, 12 g . . . Sep. 1-2-3, 12 g.

**Among A.L. Leaders:** Over past 2 seasons, his 2 most extensive relief seasons, he was: 4th in A.L. in relief innings pitched (233.1) behind leader **Dan Quisenberry** (268.1) of Kansas City; 4th in most relief ins in A.L. (16) behind leaders **Aurelio Lopez** of Detroit and **Luis Sanchez** of California (19); and 4th in best winning percentage (.696, 16-7) among relievers (minimum 10 decisions) behind **Willie Hernandez**, who was 9-3 (.750) with Detroit in '84, **Len Whitehouse** of Minnesota (9-3) and California's **Jim Slaton** (.714, 15-6).

**Opponents:** With wins over California and Minnesota remains unbeaten against both . . . Is 4-0, 3 saves, 3.81 era in 19 games vs. Angels and 4-0, 2 saves, 2.62 era in 12 games vs. Twins . . . Lowest career era is 36 (67.2 ip, 14 er) vs. Kansas City . . . Has now yielded a homer to every team except Toronto.

**Starts:** His only start in the past 2 years came May 21, '83 in 6-0 loss to Toronto at Exhibition Stadium . . . Allowed 8 hits and 4 runs in 4 innings.

Pitched only once in relief in his last 3 minor league seasons ('76, '77, '78), but in 6 full big league seasons '79-'84 has made only 22 starts in 9 appearances. Started twice in '78, major league debut season . . . Is 12 in 24 career starts with a 4.36 era (142 ip, 145 h, 73 er) and 4 complete games.

**Miscellaneous:** Has pitched 7 or more relief innings 8 times in his career . . . Longest outing of '84 was 4 innings of 1-hit ball in no decision vs. New York on June 21 . . . Was 3-2 with 1.94 era (55.2 ip, 12 er) in 31 home games and 4-2 with a 5.30 era (37.1 ip, 22 er) in 29 road contests.

**Pickoffs:** In his 6 plus seasons in the majors, has picked 15 runners off base (one scored as caught stealing), 11 of those coming at 2nd base . . . Only 33 of 65 runners attempting to steal against him have been successful . . . The base-stealer success rate in A.L. the past 9 years has been .641.

## PREVIOUS CAREER HIGHLIGHTS

**1983:** Set a club record and finished 2nd among A.L. relievers with 140.1 relief innings pitched . . . Established career highs for strikeouts (95) and innings pitched (144.1) . . . Had the club season high longest win streak with 7 straight over the last 2½ months.

Very effective over his last 27 games beginning July 20, compiling a 7-1 mark with a 2.39 era (64 ip, 17 er).

Did not allow a run in 9.1 innings and struck out 8 in 5 post-season appearances . . . Appeared in 2 games of ALCS vs. Chicago and earned save with 4-inning, 1-hit stint vs. White Sox in 11-1 win in game #3 . . . Pitched in 3 world series games vs. Philadelphia, allowing just 2 hits.

**1982:** He set a career high with 10 victories despite being disabled from June 22 thru July 15 with knee problems . . . During that time underwent an extensive therapy program designed to cure his aching knees, which were a result of both tiny bone chips and the fact that **Sammy's** right leg was a half inch shorter than his left.

Also made 2 starts on "rehabilitation assignment" at Hagerstown (class A) in early July.

Was 3-5 with a 5.40 era in career high 12 starts and 7-4 with a 3.09 era in 26 relief appearances . . . Used primarily in relief during the 2nd half.

**1981:** **Sammy** had the lowest earned run average in the American League for actual number of innings pitched but lost the era title at season's end in a disputed decision (see "Earned Run Average Dispute" below) . . . Was 4-5 with 4 saves and a 1.58 era in 26 relief outings and 0-3 with a 6.89 era in 3 starts.

**Earned Run Average Dispute:** Despite allowing 5 runs in 1.2 innings in his last game of the year (Oct. 2 vs. N.Y.), it appeared that **Sammy** had won the A.L. era title in a close race with Oakland's **Steve McCatty**. **Stewart** allowed 29 earned runs in 112.1 innings for a 2.32351 era to edge **McCatty**, who surrendered 48 runs in 185.2 innings for a 2.32670 era.

However, official playing rule 10.22 called for earned run averages to be figured after rounding off the number of innings pitched to the nearest full inning. When this was done, **McCatty** had the lower era 2.32258 (rounded up to 186 innings) to **Stewart's** 2.33036 (rounded down to 112 innings). After a review of the situation, the Official Scoring Rules Committee declared **McCatty** the winner with **Stewart** placing 2nd. The rule was changed at the '81 annual baseball meetings to determine era on actual innings pitched, including fractions, effective with the '82 season.

Had **Sammy** won the title, he would have been the 1st A.L. era leader with a losing record (4-8) in 58 years.

**1980:** Was 5-5 with 3 saves and 3.46 era in 30 relief appearances and 1-2 with 3.80 era in 3 starts . . . Finished strong with a 4-0 mark, 3 saves, and a 1.83 era in his last 12 outings (all in relief).

**1979:** Pitched mostly in long relief but also started 3 games (once every 6 weeks between Apr. 21 and July 21) and won them all.

**1978:** Was recalled from Rochester on Sep. 1 with **Dave Ford** and **Tim Stoddard** to help the O's thru a stretch of 5 games in 3 days against Chicago . . . Beat the White Sox in 1st start (see below) and lost a start to Detroit 4 weeks later in only other appearance.

**Record Breaker:** Made his debut the day he reported (Sep. 1) and set a big league record (in the 2nd game of a dh) by striking out 7 straight batters in his 1st game. **Sammy** went 5.1 innings and struck out a total of 9 and was the winning pitcher.

**Minors:** Won 7 of his last 9 decisions and led Rochester in wins (13), era (3.80), and strikeouts (111) in '78 . . . Started the '77 season with the Wings after making the jump from class A Miami, but was sent down to Class AA Charlotte in June after 0-5 start.

Pitched a 7 inning no-hitter for Miami against the Winter Haven Red Sox on July 20, '76, winning 1-0 . . . That year led the Florida State League in walks (86) but was tops among the Miami starters in era (2.42) and innings (182).

**Signing:** Was drafted by the K.C. Royals while in junior college, but did not sign . . . After not being picked in the June '75 draft, attended a major league tryout camp in Asheville where was signed for the O's by **Rip Tudor**.

**SAMMY STEWART (Cont.)**

**Amateur Background:** Played baseball and basketball for 2 s at Montreat-Anderson J.C. (Montreat, N.C.) . . . Had the lowest era i) in the nation among J.C. pitchers in '74 . . . Was a shortstop and grated hitter when not pitching, batted .378, and was the "mvp" in conference that year.

Played in the Shenandoah Valley Summer Baseball League, while in age . . . As a basketball player, averaged 15.4 points in 2 seasons at treat-Anderson.

Lettered four years in baseball, basketball, and football at Charles wen High School . . .

Played Little League, Babe Ruth, and American Legion baseball . . . legion team won the N.C. state championship in '72.

**Personal:** Owns a home in Baltimore . . . Hobbies: golf, hunt- and fishing.

**Sammy and his wife, the former Peggy Jean Logan, were married an. 22, '77, and are the parents of 2 children: Colin Timothy (8/1/79) Alicia Lynn (6/25/82).**

**WILLIAM (BILL) DAVID SWAGGERTY**


Born: Dec. 5, '56; 6'2"; 190; Bats, R; Throws, R; Position: P.

**Birthplace/Residence:** Born in iford, Florida . . . Grew up and still s in East Palatka, Florida (thwest of St. Augustine) . . . int off-season in Randallstown, timore County

**Contract Status:** Signed thru '85 son.

**Debut:** 161 days.

**Signed Originally with:** Orioles.



CLUB	W-L	ERA	G	GS	CG	SHO	SV	IP	H	R	ER	BB	SO
Bluefield—1	5-3	4.76	17	9	3	0	0	68	76	45	36	28	36
Miami	3-1	2.30	19	0	0	0	0	43	39	16	11	22	25
Charlotte	3-6	2.47	26	0	0	0	3	51	47	20	14	24	23
Charlotte	8-5	2.02	35	0	0	0	10	49	35	15	11	19	26
Rochester	6-5	5.38	29	14	3	1	1	92	111	63	55	59	27
Rochester	9-6	4.64	25	17	3	0	0	118.1	136	67	61	37	25
Baltimore	1-1	2.91	7	2	0	0	0	21.2	23	8	7	6	7
Rochester	6-2	2.66	11	10	4	2	0	64.1	53	25	19	30	22
Baltimore	3-2	5.21	23	6	0	0	0	57.0	68	41	33	31	39

Totals 4-3 4.58 30 8 0 0 0 78.2 91 49 40 37 46

Totals 44-31 3.94 192 58 13 3 14 564.1 588 300 247 256 230

Selected by Orioles organization in June '79 free agent draft (26th round, Baltimore's 25th selegular phase) . . . Signed by Jack Sanford on 6/9/79.

**Pitches:** Fastball, curve, slider, and change.

**THE 1984 SEASON**

For 2nd straight year had 2 separate stints with Orioles . . . Spent days with O's and rest of season at Rochester . . . Was used mostly eliever during 1st stay with O's and as a starter after re-joining the in September . . . Was 2-0 with a 3.86 era (30.1 ip, 13 er) in 17 relief arances and 1-2 with a 6.75 era (26.2 ip, 20 er) in 6 starts.

**Baltimore:** First joined O's on May 18 . . . Replaced Jim ner on roster . . . Pitched in 16 games (29.2 ip, 17 er, 2-1) and had one l during 1st stay with the Orioles . . . Particularly effective from June o July 22 posting a 1-0 record and a 1.06 era (17 ip, 2 er) in 8 games, relief.

Had 2 more outings before returning to Rochester on Aug. 5 . . . Re- d O's on Sep. 1 and made 7 appearances in final month including 5 ts . . . Gained 1st win as a starter on Sep. 2 pitching 7 innings (7 hits, ns) vs. Seattle in 4-3 victory.

Was 1-1 with a 5.27 era (27.1 ip, 16 er) in 7 games (5 starts) during stint with O's.

**Vs. Opponents:** Gained 2nd career victory over Red Sox on 19 benefiting from 2 late home runs by Eddie Murray in 9-7 win . . .

Is 2-0 with 2.84 era (19 ip, 6 er) vs. Boston . . . Has a 2.93 era (15.1 ip, 5 er) vs. Yankees.

**Miscellaneous:** Pinch ran on Sep. 3 at Detroit and scored a run . . . Career record as starter is 1-2 with 6.37 era (35.1 ip, 25 er) . . . As reliever is 3-1 with 3.11 era (43.1 ip, 15 er).

**Rochester:** Pitched in 11 games, 10 as starter . . . Posted 2 shutouts vs. Pawtucket including 1-hitter (7 innings) on Aug. 23 . . . Won 1st 3 starts . . . Was 5-1 with 1.67 era (43 ip, 8 er) after 6 starts . . . Went at least 5 innings in 9 of 10 starts.

Had the best record (6-2) and 2nd lowest era (2.66, 64.1 ip, 19 er) on the club . . . Despite time with Baltimore was still tied for 2nd in wins, and tied for club lead in complete games (4) and shutouts (2).

Has pitched parts of the last 3 seasons at Rochester and is 21-13 with a 4.42 era (274.2 ip, 135 er) and 35 complete games in 64 starts.

**Japan:** Posted the O's 2nd lowest earned run average during the club's fall tour of Japan with a 2.40 mark (15 ip, 4 er) . . . Was 1-0 and tied for 2nd in appearances (7) and innings pitched . . . Pitched exclusively in relief.

**Spring Training:** Enjoyed outstanding spring training season in '84 . . . Appeared in 6 games (3 starts) and allowed only 4 runs . . . Posted 2-0 record with 1.01 era (26.2 ip, 3 er) . . . Had 2nd lowest era on staff to Sammy Stewart.

**PREVIOUS CAREER HIGHLIGHTS**

**1983:** Began season at Rochester . . . Was promoted to O's on Aug. 13 and made major league debut that night vs. Chicago White Sox replacing injured Storm Davis . . . Stopped White Sox on 2 runs thru 6 innings helping snap O's 7-game losing streak, but did not get the win.

Returned to Rochester for brief stay before reporting back to O's Sep. 1 . . . Recorded 1st major league win on Sep. 13\* at Boston, allowing just one run in 5.1 innings of relief . . . Did not allow an earned run in final 3 appearances (6 ip) and finished all 3 games . . . Pitched 3 hitless innings against New York on Sep. 30\* . . . Allowed just one homer in 21.2 innings overall.

**Rochester:** Sustained broken right hand during off-season and missed 1st month of regular season . . . Was reactivated May 6 and was 1-1 in 6 relief appearances for Rochester before joining the regular rotation on May 30 . . . Won 5 of his 1st 6 starts . . . Led Red Wings in wins (9) and was 2nd in innings pitched (118.1) and complete games (3, tied).

**1982:** He was used in both relief and as a starter for Rochester, the 1st time he had started since '79 . . . Led the International League pitchers in fielding with a 1.000 percentage (0 e/32 tc) . . . Was on Baltimore's major league roster during spring training.

**Pro Career:** Was Charlotte's top reliever in '81 with a team low 2.02 era and 10 saves . . . Missed over 3 weeks in June with tendinitis in his right shoulder.

Pitched that winter for Ray Miller at Caguas in the Puerto Rican League and was 5-1 with 2 saves when he caught his thumb in a car door in mid-December . . . Was sent home for the rest of the winter to allow thumb to heal.

Started the '80 season at Miami and was promoted to Charlotte in June . . . Pitched at Indios in the Columbian League that winter and won the era title at 1.29, hurling a league record 39 consecutive scoreless innings in one span.

**Amateur Background:** Pitched at Stetson University (De-Land, FL) in '78 and '79 and at St. John's River C.C. (Palatka, FL) in '76 and '77 . . . Played 4 years each of baseball and football at Palatka South High School (graduated '75) . . . Was team captain and "mvp" as senior when Palatka won state baseball title.

Also participated in Little League, Babe Ruth League, American Legion, and Cape Cod League programs.

**Personal:** Is a member of the fellowship of Christian Athletes . . . Graduated from Stetson in '79 with a degree in physical education . . . Hobbies: fishing and reading. Married Kathy Lioi on Oct. 20, '84, just 4 days before O's left for tour of Japan . . . Combined honeymoon with baseball . . . Kathy was "Miss Oriole" during the '83 and '84 seasons.

## JAMES (JIM) JOSEPH TRABER


Born: Dec. 26, '61; 6'0"; 194; Bats, L; Throws, L; Position: 1B.

**Birthplace/Residence:** Born in Columbus, Ohio . . . Grew up and still resides in Columbia, Md.

**Contract Status:** Signed thru '85 season.

**Tenure:** 10 Days.

**Signed Originally with:** Orioles.



YEAR CLUB	AVG.	G	AB	R	H	2B	3B	HR	RBI	BB	SO	SB	CS	HP
1982 Bluefield—1	.323	61	235	41	76	18	3	9	63	20	31	22	4	4
Hagerstown	.346	7	26	1	9	2	0	0	2	3	1	0	2	0
1983 Hagerstown	.274	128	449	73	123	22	1	14	79	75	81	21	10	7
Hagerstown	.358	48	165	33	59	15	0	2	29	26	19	14	3	0
1984 Charlotte	.351	75	296	51	104	17	2	16	56	32	27	8	4	2
Baltimore	.238	10	21	2	5	0	0	0	2	2	4	0	0	0
<b>Totals</b>	<b>.315</b>	<b>329</b>	<b>1192</b>	<b>201</b>	<b>376</b>	<b>74</b>	<b>6</b>	<b>41</b>	<b>231</b>	<b>158</b>	<b>163</b>	<b>65</b>	<b>23</b>	<b>13</b>

WRBI: '84, Bal-O.

—Selected Orioles in June '82 free agent draft (21st round)

### THE 1984 SEASON

Began the season at Hagerstown and was promoted to Charlotte on Sep. 21 . . . Joined the Orioles following the Southern League playoffs on Sep. 21 . . . Hit a combined .328 (482-168) in 133 games including 10 with the big league club . . . Hit safely in 102 of 133 games . . . Had a composite .354 average (461-163) at Charlotte and Hagerstown.

Went as long as 3 games without a hit only once (May 24 thru 26 at Hagerstown) and went as long as 2 games hitless only 5 times . . . Was recipient of "Maryland Star of the Future" Award from Maryland Professional Baseball Players Association along with pitcher Mike Bleckl of the Pittsburgh Pirates.

**Baltimore:** Appeared in 10 of O's last 11 games including 6 starts as designated hitter . . . First hit was single off Boston's Oil Can Boyd on Sep. 21 in 2nd at bat of 1st game.

**Charlotte:** Despite spending only half the season with Charlotte, led club with 16 home runs . . . His .351 average (296-104) led team, though he lacked enough at bats to qualify for Southern League batting title. Batted .513 (39-20) in 1st 9 games (June 21 thru June 29).

Average was .408 (206-84) in 1st 54 games with club . . . Had 7 rbi and 4-for-6 with 2 homers vs. Birmingham June 25 . . . Hit safely in 54 of 67 games . . . Had 35 multi-hit games and had 4-hits 4 times . . . Hit 2 homers in 3 games and blasted grand slam vs. Nashville on July 22 . . . Is 6-for-22 (.273) in league playoffs.

**Hagerstown:** Was 2nd in the Carolina League in batting with a .8 mark in 48 games when called up to Charlotte . . . Had 16 multi-hit games . . . Against Winston-Salem on May 20 was 4-for-6 with 3 doubles, one run and 6 rbi.

**Japan:** Batted .286 (28-8) with 2 home runs (both in same game Hiroshima against combined team of Hiroshima Carp and Tokyo Giants) and 6 rbi in 9 games with the O's during their fall tour of Japan.

### PREVIOUS CAREER HIGHLIGHTS

**1983:** With Hagerstown, led Carolina League 1st basemen in batting (.991), games (119), putouts (1006), total chances (1070) and double plays (96) . . . Was 2nd on club in stolen bases with 21 and 3rd in hits (123) and home runs (14) . . . Played in league all-star game.

**1982:** Signed by Jim Gilbert . . . Named to Appalachian League star team while with Bluefield . . . Tied for league lead in rbi (63) and in game-winning rbi (10) . . . Was 2nd in league in doubles (18), 4th in batting (.540), 5th in homers (9) and 7th in batting (.323) . . . Led league basemen in games (59), total chances (581), putouts (540), assists (34) and double plays (44).

Promoted to Hagerstown for final week of season where he hit .346 (9) . . . Composite average was .326 (261-85).

**Amateur Background:** Attended Oklahoma State University on a football scholarship . . . Starter at quarterback sophomore year '80. Led team to College World Series in baseball in '81 & '82 . . . Set numerous records at OSU including career batting average (.392), hits,

doubles, total bases and rbi . . . Set Big Eight record with 26 doubles in single season . . . Was All-Big Eight and honorable mention All-America as sophomore . . . Was a 3-sport star at Wilde Lake High School in Columbia, Maryland (graduated '79) . . . Starred in football, basketball and baseball.

**Personal:** Is an accomplished professional singer . . . Sang the National Anthem at Memorial Stadium before the game on Sep. 21, the night of his major league debut . . . Has also sung the anthem before many of his minor league games . . . Single.

## DONALD (DON) RAY WELCHEL


Born: Feb. 3, '57; 6'4"; 205; Bats, R; Throws, R; Position: P.

**Birthplace/Residence:** Born in Atlanta, Texas . . . Grew up and still resides in Dallas, Texas.

**Contract Status:** Signed thru '85 season.

**Tenure:** 87 days.

**Signed Originally with:** Orioles.



YEAR CLUB	W-L	ERA	G	GS	CG	SHO	SV	IP	H	R	ER	BB	SO
1978 Bluefield—1	4-5	2.43	12	11	7	0	0	89	78	30	24	25	57
Miami	2-0	1.80	2	2	0	0	0	15	13	5	3	5	10
1979 Miami	5-6	2.94	14	14	7	0	0	95	86	34	31	34	53
Charlotte	5-4	3.87	13	13	5	0	0	86	95	47	37	39	40
1980 Charlotte	9-12	2.90	28	28	*12	1	0	202	*210	86	65	47	56
1981 Rochester	1-1	2.25	8	0	0	0	0	12	9	5	3	4	7
Charlotte	13-7	2.91	22	22	11	0	0	161	161	76	52	63	90
1982 Rochester	12-7	4.64	30	25	6	2	0	163	180	91	84	82	82
Baltimore	1-0	8.31	2	0	0	0	0	4.1	6	6	4	2	3
1983 Baltimore	0-2	5.40	11	0	0	0	0	26.2	33	18	16	10	16
Rochester	4-12	4.64	18	18	3	0	0	110.2	128	65	57	46	61
1984 Hagerstown	4-0	1.01	4	4	1	0	0	26.2	22	4	3	7	24
Rochester	4-5	4.42	9	9	2	0	0	53	53	29	26	32	29
<b>M.L. Totals</b>	<b>1-2</b>	<b>5.81</b>	<b>13</b>	<b>0</b>	<b>0</b>	<b>0</b>	<b>0</b>	<b>31</b>	<b>39</b>	<b>24</b>	<b>20</b>	<b>12</b>	<b>19</b>
<b>Pro. Totals</b>	<b>64-61</b>	<b>3.49</b>	<b>173</b>	<b>145</b>	<b>54</b>	<b>3</b>	<b>0</b>	<b>1044.2</b>	<b>1074</b>	<b>496</b>	<b>405</b>	<b>396</b>	<b>528</b>

\* Led league

\* Tied for league lead

1—Selected by Orioles organization in June '78 free agent draft (seventh round Baltimore's tenth selection, secondary phase) . . . Signed on 6/8/78.

**Pitches:** Fastball, curve, slider, and change.

**1984:** Underwent arthroscopic surgery for partially torn rotator cuff in right shoulder Feb. 28, '84, by Dr. James Andrews in Columbus, GA (same surgeon who later operated on Al Ramirez). Arm was originally injured Aug. 20, '83. Began '84 season on disabled list.

Came off DL June 26 and made 4 appearances at Hagerstown, winning all 4 starts and compiling an impressive 1.01 era (3 er, 26.2 ip).

Was assigned to Rochester July 13 and won a 4-hit complete game in his debut July 16. Developed fatigue in shoulder and dropped next 4 starts before winning last 3 of 4.

Exercised in off-season program to strengthen shoulder and threw soft toss 3-4 times a week. Was expected to be fully recovered from injury in time for spring training.

### PREVIOUS CAREER HIGHLIGHTS

**1983:** Started year with Orioles after impressive spring training (2-1, 1.33 era, 3 er/20.1 ip). Appeared in 11 games, primarily as a long reliever. Was optioned to Rochester June 7.

Had disappointing season at Rochester (4-12, 4.64 era in 18 starts) and developed the rotator cuff tear.

**1982:** Led Rochester in wins (12), starts (25), complete games (6), and innings (163). Was 5-0 in last 6 starts including a 2-hit 10-inning shutout Aug. 21 vs. Pawtucket.

Was recalled from Rochester Sep. 12, and won his big league debut Sep. 15 vs. N.Y. at Baltimore, hurling 1.2 scoreless innings in relief (O's swept that 5 game series vs. N.Y. & 4 of the 5 winning pitchers had started season at Rochester).

**Pro Career:** Tied for 3rd in the Southern League in wins (13) and complete games (11) at Charlotte in '81 . . . Went 10-2 over 2 month stretch from June 19 thru Aug. 20 . . . In '80, tied for the Southern League



**DON WELCHEL (Cont.)**

had in complete games (11) and was 2nd in innings pitched (202) ... played winter ball at Indios in the Columbian League in '80 and Magalanes in the Venezuelan League in '81.

Was named the righthanded pitcher on the Appalachian League all-star team in '78 and was 2nd in the circuit in era (2.43) and complete games (7) ... Was promoted from Bluefield to Miami on Aug. 23 and won big games, including the one that clinched the Southern Division 2nd all pennant for the Orioles.

Signed by **Ray Crone** ... Was drafted previously by the Cincinnati Reds in '75 but did not sign.

**Amateur Background:** Had a 19-13 record in 3 seasons at Miami University in Oxford, Ohio ... Lettered in baseball and football at Lake Highlands High School in Dallas (graduated '75) ... Was 2-1 and an all-state pitcher as a senior and played in the '75 Texas high school all-star game in the Astrodome.

Also participated in Little League, Babe Ruth League, American Legion, and semi-pro baseball programs.

Credits his father and **Don Nottebart**, former major league pitcher or 5 different clubs, with helping him to pursue a baseball career.

**Personal:** Hobbies: golf, fishing, and art. His favorite player as a youngster was **Jim Palmer**. Has older sister and younger brother. Married **Deborah Jean Finch** Jan. 6, '79. Have 2 sons, **Kyle David** (10/7/80) and **Kevin Daniel** (5/6/83).

**MICHAEL (MIKE) DARREN YOUNG**

Born: Mar. 20, '60; 6'2"; 194; Bats, L-R; Throws, R; Position: OF.

**Birthplace/Residence:** Born in Oakland, Ca. ... Now lives in Hayward, Ca.

**Contract Status:** Signed thru '85.

**Tenure:** 1 Year, 57 Days.

**Signed Originally with:** Orioles.



YEAR CLUB	AVG.	G	AB	R	H	2B	3B	HR	RBI	BB	SO	SB	CS	HP
1980 Miami-1	.267	115	393	72	105	13	8	5	52	73	91	18	6	2
1981 Miami	.345	63	235	32	81	19	6	3	34	35	48	17	4	2
Charlotte	.320	75	275	58	88	16	3	12	45	45	67	23	5	1
Rochester	.333	1	3	0	1	0	0	0	0	0	1	0	0	0
1982 Rochester	.265	137	502	86	133	22	11	16	62	82	140	11	7	6
Baltimore	.000	6	2	2	0	0	0	0	0	0	1	0	0	0
1983 Rochester	.284	102	373	62	106	14	8	14	66	56	93	18	5	1
Baltimore	.167	24	36	5	6	2	1	0	2	2	8	1	0	1
1984 Rochester	.333	20	72	17	24	6	1	4	15	9	19	0	1	0
Baltimore	.252	123	401	59	101	17	2	17	52	58	110	6	2	7

M.L. Totals	.244	153	439	66	107	19	3	17	54	60	119	7	2	8
-------------	------	-----	-----	----	-----	----	---	----	----	----	-----	---	---	---

Pro. Totals	.281	666	2292	393	645	109	40	71	328	360	578	94	30	20
-------------	------	-----	------	-----	-----	-----	----	----	-----	-----	-----	----	----	----

GWRBI: '82-Bal. 0; '83-Bal. 1; '84-Bal. 7; Total 8.

\* Led league

1-Selected by Orioles organization in January '80 free agent draft (1st round, secondary phase)

... Signed on 1/14/80.

**Career Highs, Game:** Runs—2, 10 times, (latest Sep. 29, '84 at Bos.); Hits—3, 3 times, (latest Sep. 20, '84 vs. Bos. at Bal.); Home Runs—2 (Aug. 20, '84 vs. Sea. at Bal.); RBI—5, (Sep. 20, '84 vs. Bos. at Bal.); 4, (Sep. 3, '84 at Det.).

**Hitting Streaks**—9, (Sep. 16, thru 24, '84) 6, (June 29 thru July 6, '84).

**Grand Slams**—1 (see page 13).

**Winter Ball:** Batted .300 (50-15) in 9 games for Santurce in Puerto Rican League during winter ... Hit 3 homers and knocked in 12 runs.

**THE 1984 SEASON**

Mike started 104 games, including 51 of the last 55 and the final 31 ... Played left and rightfield ... Was 2nd among A.L. rookies in homers with 17 (**Alvin Davis** of Sea. had 27) and 3rd in rbi with 52 (behind **Davis** 116, and **Tim Lincecum** of Min., 61).

Joined O's from Rochester on May 7 ... Was 3rd on club behind **Cal Ripken** and **Eddie Murray** in at bats (401), runs (59); tied for 3rd in hits (101), walks (58); and 4th in homers and rbi ... Had 6th highest home run total ever for an O's rookie.

**Batting:** Hit .353 (34-12) in 1st 13 games (thru May 23) after being called up ... Hit only .203 (169-34) from May 24 to Aug. 1 (54 games) while average dropped to season-low .227 ... Recovered with 18-for-53 (.340) spurt from Aug. 8 thru 24 with 6 homers, 12 rbi ... Reached base 19 straight games from Aug. 7 to 25 ... Batted .294 (170-50) from Aug. 3 thru Sep. 24 ... Raised average 30 points to .257 ... Hit safely in 14 of 15 games Sep. 9 thru Sep. 24\* including 9 straight.

**HR/RBI:** Hit more home runs (11) than any Oriole the last 2 months of season ... Hit 1st major league homer off Seattle's **Ed Vande Berg** at Memorial Stadium May 19 ... Had his only 2-homer game also vs. Seattle, hitting 2 solo blasts off **Jim Beattie** in O's 5-4 win at Sea., Aug. 20.

Hit 1st major league grand slam off Detroit's **Aurelio Lopez** with 2 out in the 8th breaking 3-3 tie in O's 7-4 win at Det., Sep. 3 ... 11 of his homers produced game-tying or lead runs ... Trailing only **Ripken** and **Murray** in game-winning rbi (7) and game-tying or lead runs produced (20) ... Had 31 rbi in last 51 games.

**Japan:** Hit .281 (32-9) with one homer and one rbi while playing in all 14 games during the O's fall tour of Japan.

**Switch-Hitting:** Had a much more productive season as a left-handed hitter ... Hit .276 (283-78) with 14 homers and 44 rbi from left side, and .195 (118-23) with 3 homers and 8 rbi as a righthander.

His career marks are .270 (300-81) lefthanded, .187 (139-26) righthanded.

Pinch-hitting righthanded, he hit one of only 6 homers yielded by Detroit relief ace **Willie Hernandez** ... Struck out 83 times lefthanded (1/3.41 at bats) and 27 times righthanded (1/4.37 at bats) ... Naturally lefthanded hitter ... Became switch hitter in '80 in Florida Instructional League ... Worked closely with O's former batting instructor **Ralph Rowe**.

**Strikeouts:** Fanned 62 times in 1st 64 games (229 app.), including 47 times in one 34-game stretch (June 12-27) ... Then went from July 30 thru Sep. 5 (34 games, 133 app.) with only 19 strikeouts ... Had 31 games with 2 "K's" or more ... His 110 strikeouts were the most by an Oriole since **Ken Singleton's** 118 in '79.

**Vs. Red Sox:** Had a team-high 12 rbi against Red Sox ... Was 16-for-57 (.281) with 2 homers ... Had 5-rbi game vs. Bos. on Sep. 20 ... Hit 2-out bases loaded double off **Dennis Boyd** in 7th inning to break up 1-hit shutout and give O's 4-1 win on June 20.

**Vs. Indians:** Played in only 5 games against Cle., but had 9 rbi, 2nd only to **Gary Roenicke** (10) ... Had big 3-run homer off **Tom Waddell** in 5th inning to give O's 5-3 lead in 7-4 win Aug. 8.

**By Month:** May—.259 (58-15), 20 g ... June—.244 (78-19), 27 g ... July—.185 (65-12), 19 g ... Aug.—.296 (81-24), 28 g ... Sep.—.261 (119-31), 29 g.

**Miscellaneous:** Started 71 games in rightfield and 33 in left ... Batted in 5 different lineup spots (1,2,5,6,7) ... Hit mainly 1st or 2nd the final month of season ... Was a .286 (2-for-7) pinch hitter with one homer and one rbi ... Was hit by pitches 7 times, a team-high.

**Rochester:** Before joining O's was hitting .333 (24-for-72) with 4 homers and 15 rbi, all club-highs, in 20 games ... Got off to slow start, batting only .211 (4-for-19) in 1st 5 games ... Batted .377 (20-for-53) in last 16 games.

**PREVIOUS CAREER HIGHLIGHTS**

**1983: Baltimore:** Was recalled from Rochester on June 24 when **Dan Ford** went on the disabled list ... Hit .214 (28-6) in 15 games ... Singled off N.Y.'s **George Frazier** on June 30 for 1st major league hit ... Returned to Rochester when **Ford** was reactivated ... Recalled in Sep. and was 0-for-8 in 10 games.

**Rochester:** Despite stint in Baltimore, still led Red Wings in rbi (66), tied for team lead in stolen bases (18), 2nd in homers (14) and triples (8) ... Batted .262 (244-64) with 8 homers and 46 rbi in 65 games before his 1st recall and .326 (129-42) with 6 homers and 20 rbi in 37 games during his 2nd stay in Rochester.

**1982:** Tied for 2nd in International League with 137 games played, was 3rd in triples (11), and 4th in walks (82) ... Hit 16 homers and topped the I.L. with 140 strikeouts.

Joined the Orioles on Sep. 11 and made major league debut as pinch-runner Sep. 14\* vs. New York.

**Pro Career:** In '81 hit a composite .331 (513-170) with 15 homers, 79 rbi and 40 stolen bases in 139 games with 3 clubs ... Was

**MIKE YOUNG (Cont.)**

leading the Florida State League in batting when promoted from Miami to Charlotte on June 17 . . . Was selected to F.I.L. all-star outfield at end of season despite spending only 2 months in league.

In '80 had the highest average among the regulars at Miami at .267 and led the Florida State League with 17 assists . . . Selected one of the club's "hardest workers" in Florida Instructional League that fall.

**Amateur Background:** Played one season at St. Mary's College (Moraga, CA) . . . Transferred to Chabot Junior College in Hayward, CA in Sep. '79 and played fall baseball there.

Lettered in baseball and basketball at Hayward High School (graduated '78) . . . Was all-league in baseball 3 seasons and team captain senior year . . . Was drafted by the Cleveland Indians out of high school but did not sign.

Also participated in Little League, Babe Ruth League, American Legion and Connie Mack baseball programs.

**Personal:** Hobbies: music, fishing, and racquetball . . . Single.

**VISITING CLUBS' HOTELS IN BALTIMORE '85**

City	Hotel	Area	Telephone
BOSTON	Cross Keys Inn	(301)	532-6900
CALIFORNIA	Cross Keys Inn	(301)	532-6900
CHICAGO	Cross Keys Inn	(301)	532-6900
CLEVELAND	Cross Keys Inn	(301)	532-6900
DETROIT	Hyatt Regency (1st trip)	(301)	528-1234
	Cross Keys Inn (2nd trip)	(301)	532-6900
KANSAS CITY	Cross Keys Inn	(301)	532-6900
MILWAUKEE	Cross Keys Inn	(301)	532-6900
MINNESOTA	Omni-International	(301)	752-1100
NEW YORK	Cross Keys Inn	(301)	532-6900
OAKLAND	Cross Keys Inn	(301)	532-6900
SEATTLE	Cross Keys Inn	(301)	532-6900
TEXAS	Baltimore Plaza	(301)	962-0202
TORONTO	Cross Keys Inn	(301)	532-6900

**CURRENT ORIOLES LIFETIME HOME RUNS IN EACH A.L. PARK**

(thru '84)

	Cruz	Dauer	Dempsey	Dwyer	Ford	Gross	Lowenstein	Lynn
Bal.	1	14	26	11	12*	17	33	4
Bos.	1	3	5	4	1	5	4	68
Cal.	1	1	2	0	27	2	8	47
Chi.	2	2	2	1	4	7	2	7
Cle.	1	2	3	2	3	5	20	8
Det.	3	2	1	2	5	7	4	13
K.C.-Mun.	0	0	0	0	0	0	1	0
K.C.-Royal	2	1	2	0	3	4	0	4
Mil.	1	3	3	1	0	2	6	7
Min.-Met.	1	0	2	1	33	5	4	7
Min.-HHH	2	2	0	0	2	4	4	2
N.Y.-Y.S.	1	2	2	1	2	6	4	2
N.Y.-Shea	0	0	1	0	1	0	3	2
Oak.	1	3	2	1	7	32	3	6
Sea.	15	3	0	0	10	5	6	9
Tex.	1	1	0	0	5	4	7	5
Tor.	1	2	2	6	5	5	6	4
Wash.-RFK	0	0	0	0	0	0	1	0
<b>Total</b>	<b>34</b>	<b>41</b>	<b>53</b>	<b>30</b>	<b>120</b>	<b>110</b>	<b>116</b>	<b>195</b>

	Murray	Nolan	Rayford	Ripken	Roenicke	Sakata	Shelby	Young
Bal.	108	5	5	39	37	11	3	8
Bos.	11	0	0	3	6	1	1	2
Cal.	9	0	1	4	3	0	1	0
Chi.	8	0	0	4	5	0	1	1
Cle.	9	0	0	3	4	2	0	2
Det.	15	2	1	6	1	2	0	1
K.C.-Mun.	0	0	0	0	0	0	0	0
K.C.-Royal	5	0	0	4	7	1	2	0
Mil.	9	2	0	4	5	1	0	1
Min.-Met.	5	0	0	0	3	0	0	0
Min.-HHH	6	1	0	4	3	0	2	0
N.Y.-Y.S.	9	1	0	2	3	1	0	1
N.Y.-Shea	0	0	0	0	0	0	0	0
Oak.	11	0	0	2	6	0	0	0
Sea.	5	0	0	4	1	0	1	0
Tex.	6	0	0	3	6	0	1	0
Tor.	11	1	0	0	1	1	0	1
Wash.-RFK	0	0	0	0	0	0	0	0
<b>Total</b>	<b>227</b>	<b>12</b>	<b>7</b>	<b>82</b>	<b>91</b>	<b>20</b>	<b>12</b>	<b>17</b>

\*Does not include 2 hrs. in Bal. during '79 ALCS.

*Air Conditioning  
Designed for Tomorrow*



by



**HEATING  
HEAT PUMPS  
HUMIDIFIERS**

The First Name In  
Air Conditioning & Heating

**SALES • INSTALLATION • SERVICE**

**Residential • Commercial**

**PACKAGE UNITS . . . . WINDOW UNITS**

**ENGINEERING & SURVEY SERVICE**

**EST. 1941 - OVER 30 YEARS OF QUALITY SERVICE**

**WOODROW H. KRATZ**

**947-7100**



**AIR CONDITIONING  
& HEATING**

**HEAT PUMP SPECIALISTS**

**HUMIDIFIERS**

**ELECTRONIC  
AIR CLEANERS**

**WINDOW UNITS**

**APPLIANCE SALES • REPAIRS**  
OVER 30 YEARS EXPERIENCE

**ALL MAKES**

**REED'S REFRIGERATION SERVICE INC.**  
3401 SINCLAIR LANE

**327-5400**

**PARTS DEPT. . . . . 327-3720**  
**SALES DEPT. . . . . 327-8900**

# ORIOLES 1985 SCHEDULE

## APRIL

SUN	MON	TUES	WED	THURS	FRI	SAT
	1	2	3	4	5	6
7	8 2:05 TV TEX	9	10 3:35 TEX	11 2:30 NAVY	12 8:05 TOR	13 2:05 TOR
14 2:05 HTS TOR	15 8:30 HGRSTN	16 1:35 TV CLE	17 12:05 CLE	18 1:35 CLE	19 7:35 TV TOR	20 1:35 TOR
21 1:35 TV TOR	22 8:35 TV TEX	23 8:35 TV TEX	24 8:35 TV TEX	25 3B 7:35 HTS CLE	26 8:05 HTS CLE	27 7:35 CLE
28 2:05 HTS CLE	29	30 7:35 HTS CHI				

## MAY

SUN	MON	TUES	WED	THURS	FRI	SAT
			1 7:35 HTS CHI	2	3 8:35 TV MIN	4 8:35 TV MIN
5 2:15 TV MIN	6	7 8:35 HTS KC	8 8:35 TV KC	9	10 8:05 HTS MIN	11 7:35 HTS MIN
12 2:05 HTS MIN	13 3B 7:35 HTS KC	14 7:35 HTS KC	15 8:30 TV CHI	16 8:30 HTS CHI	17 10:35 HTS SEA	18 10:05 HTS SEA
19 4:35 TV SEA	20	21 10:35 HTS OAK	22 10:35 HTS OAK	23 3:15 HTS OAK	24 10:30 HTS CAL	25 4:00 HTS CAL
26 4:00 TV CAL	27 4:00 CAL	28	29 7:35 HTS SEA	30 3B 7:35 HTS SEA	31 8:05 HTS OAK	

## JUNE

SUN	MON	TUES	WED	THURS	FRI	SAT
						1 7:35 HTS OAK
2 2:05 HTS OAK	3 7:35 CAL	4 7:35 HTS CAL	5 7:35 HTS CAL	6	7 8:05 HTS BOS	8 7:35 HTS BOS
9 2:05 HTS BOS	10 7:35 DET	11 7:35 HTS DET	12 7:35 TV DET	13 3B 7:35 HTS MIL	14 8:05 HTS MIL	15 1:20 HTS MIL
16 2:05 HTS MIL	17 7:35 NY	18 7:35 HTS NY	19 7:35 HTS NY	20	21 8:35 HTS MIL	22 8:35 HTS MIL
23 2:35 TV MIL	24 8:00 NY	25 8:00 TV NY	26 8:00 NY	27	28 7:35 TV BOS	29 2:05 HTS BOS
30 2:05 TV BOS						

## JULY

SUN	MON	TUES	WED	THURS	FRI	SAT
	1 7:35 DET	2 7:35 HTS DET	3 7:35 HTS DET	4 8:35 TV KC	5 8:35 TV KC	6 2:20 KC
7 2:35 HTS KC	8 3B 7:35 HTS MIN	9 7:35 HTS MIN	10 7:35 HTS MIN	11 3B 7:35 HTS CHI	12 8:05 HTS CHI	13 7:35 HTS CHI
14 2:05 HTS CHI	15	16 ALL-STAR MIN.	17	18 3B 7:35 HTS KC	19 8:05 HTS KC	20 1:20 HTS KC
21 2:05 HTS KC	22 8:35 TV MIN	23 8:35 TV MIN	24 8:35 HTS MIN	25 8:30 TV CHI	26 8:30 HTS CHI	27 7:00 TV CHI
28 2:30 TV CHI	29 3B 7:35 HTS TOR	30 7:35 HTS TOR	31 7:35 TV TOR			

## AUGUST

SUN	MON	TUES	WED	THURS	FRI	SAT
				1 7:35 HTS TOR	2 7:35 CLE	3 7:35 TV CLE
4 1:35 TV CLE	5	6 7:35 TV TOR	7 7:35 HTS TOR	8 7:35 HTS TOR	9 8:35 TV TEX	10 8:35 TV TEX
11 7:05 TV TEX	12 3B 7:35 CLE	13 7:35 HTS CLE	14 7:35 HTS CLE	15 3B 7:35 HTS TEX	16 8:05 HTS TEX	17 7:35 HTS TEX
18 2:05 HTS TEX	19	20 10:35 TV SEA	21 10:35 TV SEA	22 10:35 SEA	23 10:35 TV OAK	24 4:05 OAK
25 4:05 TV OAK	26 10:30 CAL	27 10:30 CAL	28	29 3B 7:35 HTS SEA	30 8:05 HTS SEA	31 7:35 HTS SEA

## SEPTEMBER

SUN	MON	TUES	WED	THURS	FRI	SAT
1 2:05 SEA	2 5:05 OAK	3 7:35 HTS OAK	4 7:35 HTS OAK	5	6 8:05 HTS CAL	7 7:35 CAL
8 2:05 HTS CAL	9 7:35 TV BOS	10 7:35 TV BOS	11 7:35 HTS BOS	12 7:35 HTS BOS	13 7:35 TV DET	14 1:15 DET
15 1:30 HTS DET	16 7:35 HTS DET	17 7:35 HTS MIL	18 7:35 HTS MIL	19 3B 7:35 HTS MIL	20 8:05 HTS NY	21 1:20 NY
22 2:05 NY	23	24 8:35 HTS MIL	25 8:35 HTS MIL	26 8:35 HTS MIL	27 8:00 HTS NY	28 2:00 NY
29 2:00 NY	30 8:00 HTS NY					

## OCTOBER

SUN	MON	TUES	WED	THURS	FRI	SAT
		1 7:35 HTS BOS	2 7:35 HTS BOS	3 7:35 BOS	4 8:05 HTS DET	5 TBA DET
6 2:05 HTS DET	7	8	9	10	11	12

ALL STARTING TIMES ARE EASTERN TIMES AND ARE SUBJECT TO CHANGE

Home  Away  TBA—Starting time to be announced

TV—Televised by WMAR-TV (Ch. 2) and O's TV Network.

HTS—Televised by HOME TEAM SPORTS, Regional Pay Cable Sports Network.

3B—Three Buck Night—Any upper reserved, or adult general admission seat for \$3.00 on selected dates.