




How to Use *MyBlueJays* Mobile

MYBLUEJAYS™

How to Use *MyBlueJays* Mobile

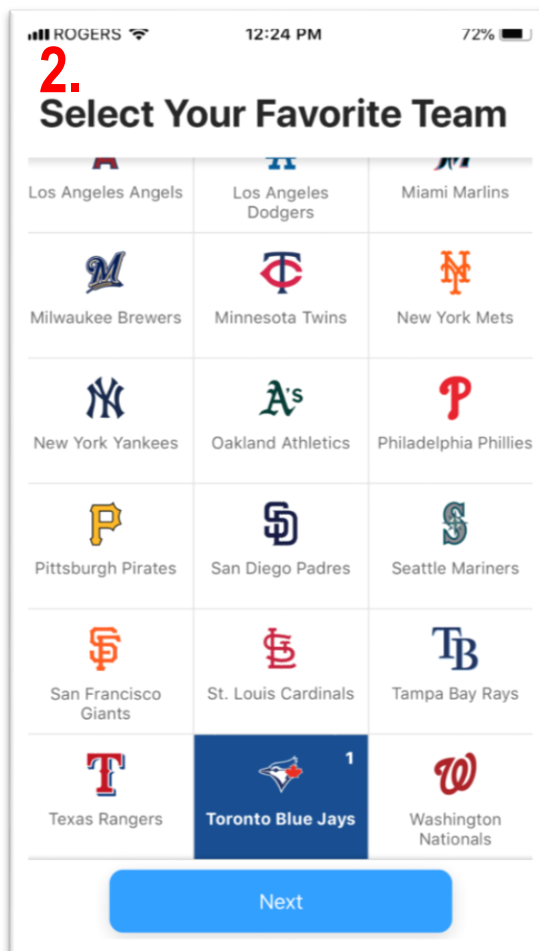
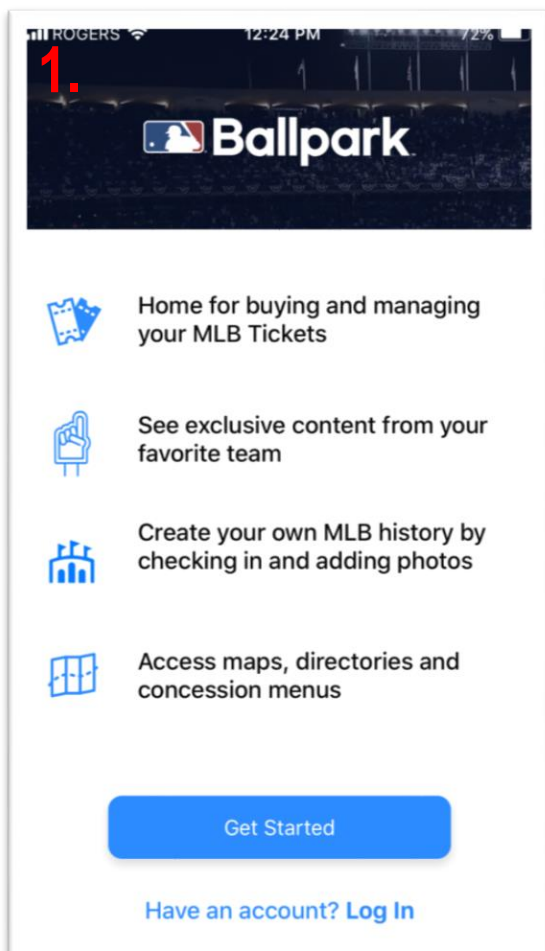


PLEASE NOTE:

You are able to use your Mobile *MyBlueJays* Card interchangeably with the printed Card.

1. If you do not already have the MLB Ballpark App, download it for FREE.

The MLB Ballpark App is available in the App Store or Google Play Store. The App is not currently available on Blackberry devices.



2. Open the MLB Ballpark App (Image 1).

Click **“Get Started”**.

3. Select **“Toronto Blue Jays”** as your favourite team (Image 2).

Click **“Next”**.

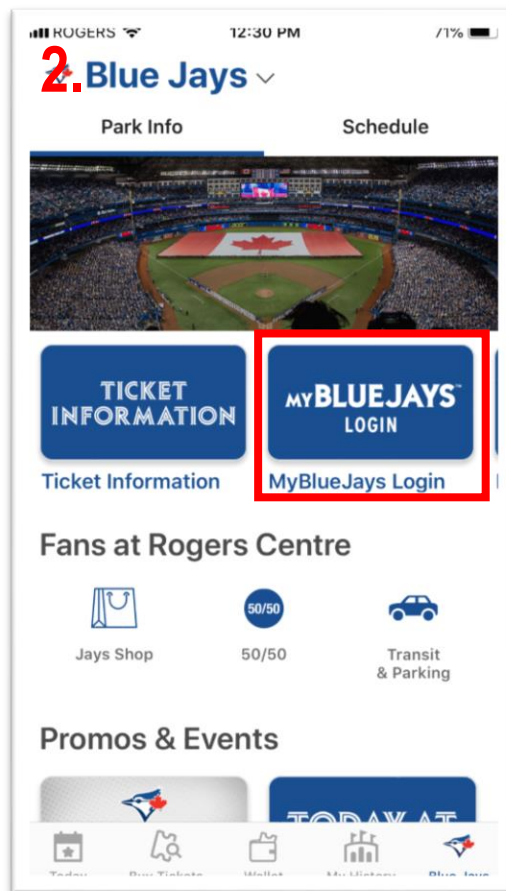
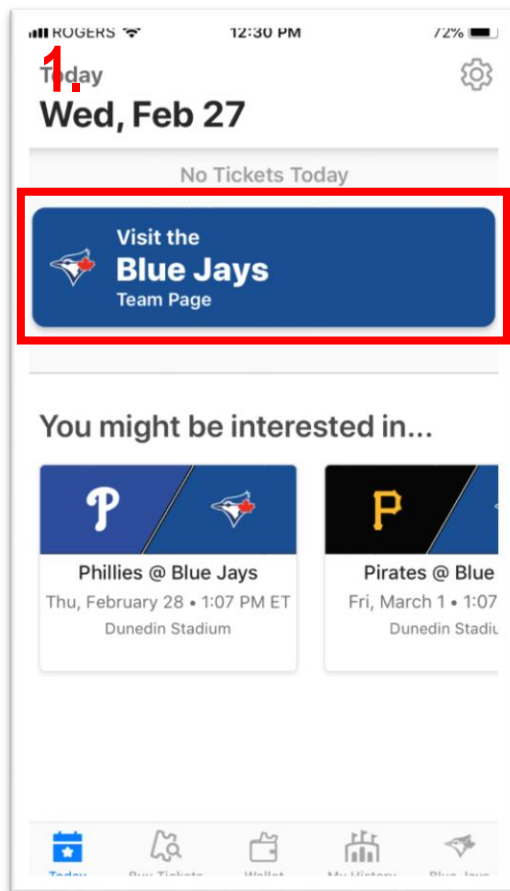
How to Use *MyBlueJays* Mobile

A screenshot of the MyBlueJays mobile app login screen. The status bar at the top shows "ROGERS" as the carrier, the time "12:25 PM", and a battery level of "12%". The screen has a white background with a light gray header. The title "Log In" is in bold black text. Below it is a gray box with the text "Log In to your MLB.com account to link your team tickets and receive your exclusive MLB content." There are two input fields: "Email" and "Password", both with light gray borders. To the right of the password field is an eye icon. Below the fields is a blue button with the text "Log In". Underneath the button is a link that says "Don't have an account? Sign Up" in blue text. At the bottom of the form is a link that says "Forgot Password?" in blue text. At the very bottom, in small gray text, it says "By logging in, you agree to MLB.com's Terms of Service and Privacy Policy". A red arrow points from the "Sign Up" link to the text on the right.

4. Log in to the MLB Ballpark App with your **MLB ACCOUNT INFORMATION**.

Please note: This is different than your *MyBlueJays* login information.

If you do not have an MLB Account, create one here.

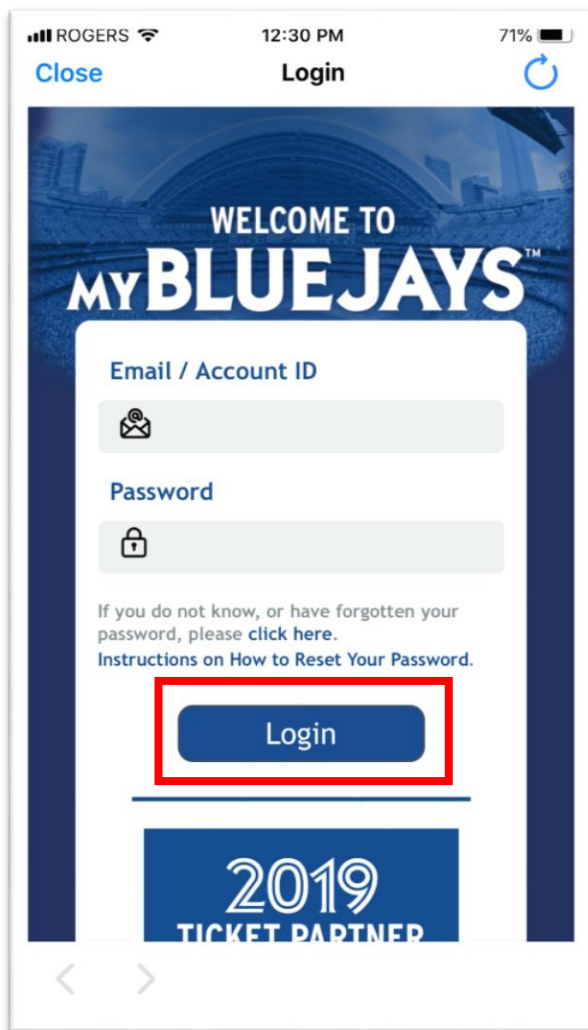


5. Once logged in, you will be redirected to the screen on the left-hand side (Image 1)

Click “Visit the Blue Jays Team Page”

6. You will then see the home page for the MLB Ballpark App (Image 2)

Click the “MyBlueJays Login” tile.



ROGERS 12:30 PM 71%

Close Login

WELCOME TO MYBLUEJAYS™

Email / Account ID

Password

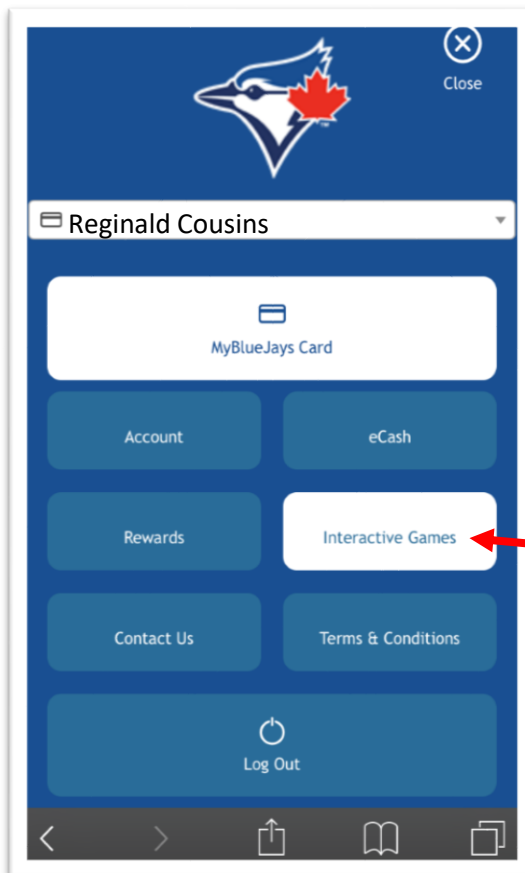
If you do not know, or have forgotten your password, please [click here](#).
Instructions on How to Reset Your Password.

Login

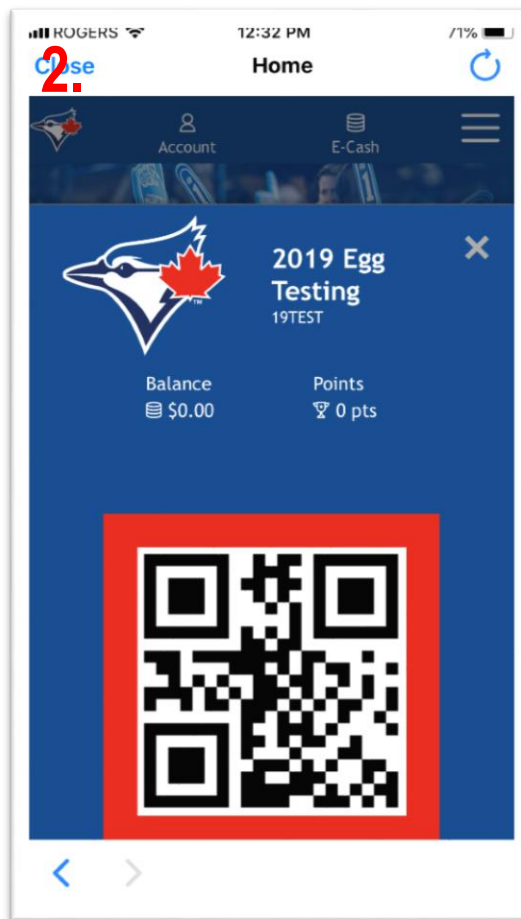
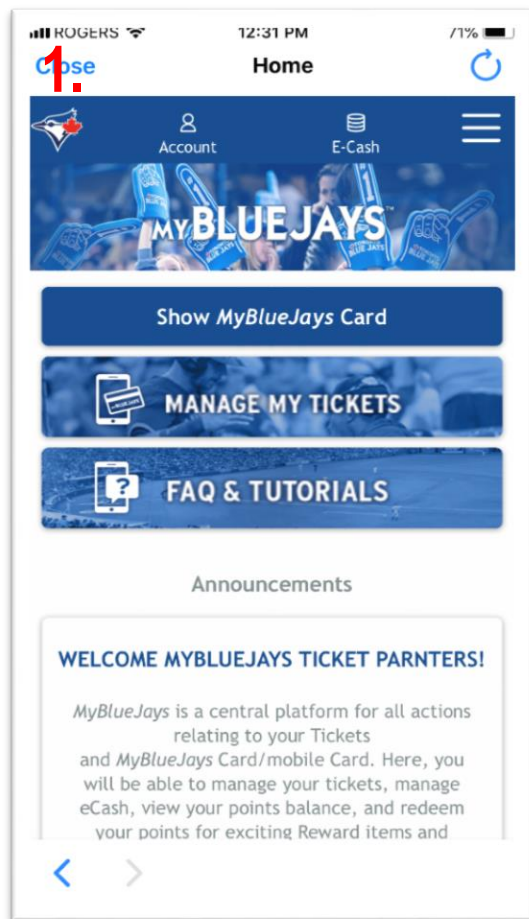
2019
TICKET PARTNER

7. Enter your *MyBlueJays* login information.

Click “**Login**”.



8. To view the full menu of options on *MyBlueJays* mobile, click the “≡”
9. With *MyBlueJays* mobile, you can:
 - View/use your *MyBlueJays* Card
 - Top-up your eCash
 - Play Who's Your *Blue Jay*
 - Play Gameday Challenge
 - Play *Blue Jays* Bingo
 - Enter *MyBlueJays* Codes
 - Redeem points for *MyBlueJays* reward items



10. To view your *MyBlueJays* mobile Card, click “**Show MyBlueJays Card**” (Image 1)

Image 2 is your *MyBlueJays* mobile Card, otherwise known as a QR Code.

- Scan this at turnstiles to enter *Rogers Centre*
- Pay with eCash at any fixed concession stands or *Jays Shop* locations
- Check-in at the *MyBlueJays* HQ Check-In kiosks (Section 135, 237 & 518)