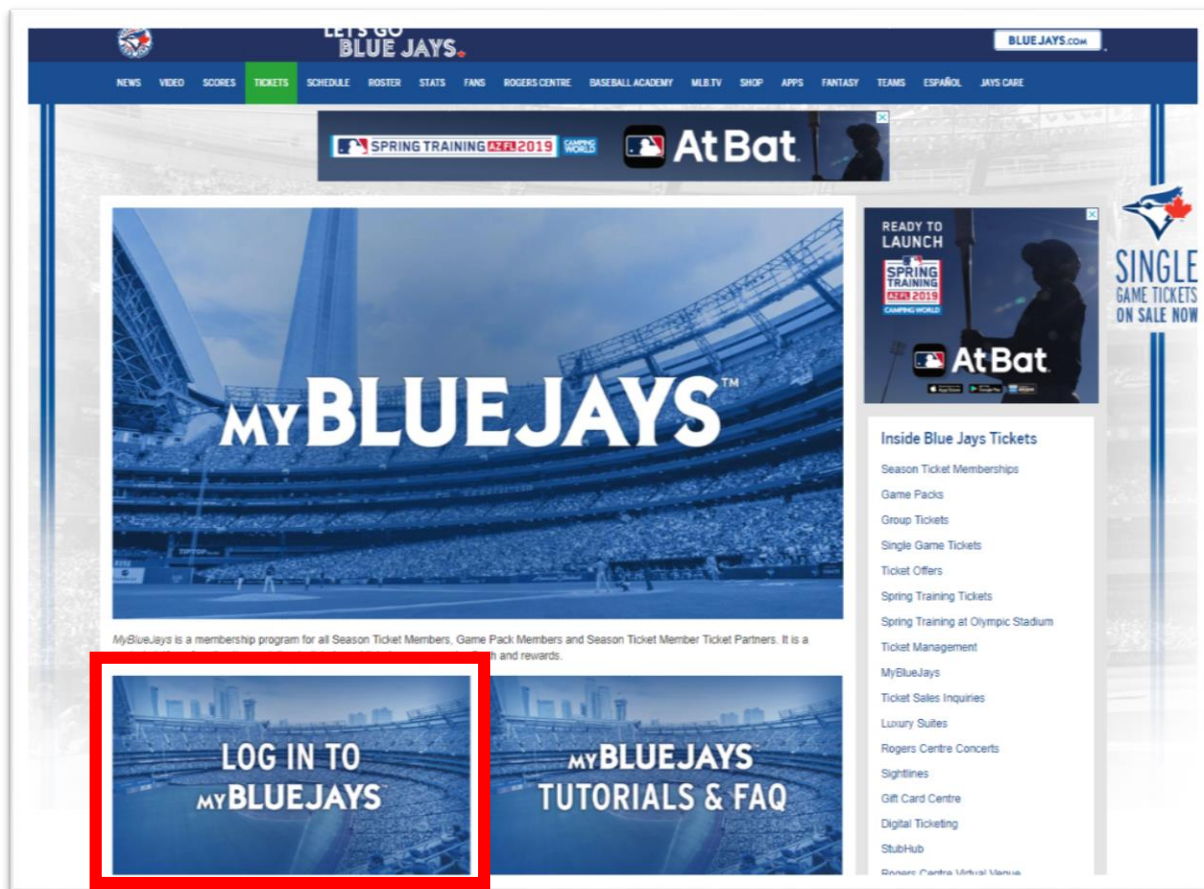




# How to Log In to *MyBlueJays*

**MYBLUEJAYS™**

# How to Log In to *MyBlueJays*



1. Go to [mybluejays.com](https://mybluejays.com) and click **“Log in to *MyBlueJays*”**



# How to Log In to MyBlueJays


A screenshot of the MyBlueJays login page. The background is a blue-tinted image of a baseball stadium. The text "WELCOME TO MYBLUEJAYS™" is prominently displayed. Below this, there is a login form with two input fields: "Email / Account ID" and "Password". A "Login" button is at the bottom of the form. To the right of the form, there is a section titled "2019 TICKET PARTNER" with a link to "Instructions on How to Reset Your Password". A red arrow points from the text in the second paragraph to this link. At the bottom of the page, there is small text: "Toronto Blue Jays | One Blue Jays Way, Suite 2200, Toronto, ON M5V 1J1 | 416-341-1234 | mybluejays@bluejays.com" and "©2019 MLB Advanced Media, L.P. All rights reserved." and "Use of the Website signifies your agreement to the Terms of Use, Legal Notices, and Privacy Policy (last updated and effective date: January 30, 2019)."

2. Enter your Account ID/email and password. Use the same login and password as you have had in previous season. Click **“Log In”**.

If you have forgotten your password, click **“Instructions on How to Reset Password”** and follow the steps to set your new password, before returning to this screen to log in.

**Please note:** You will only need to do the following steps (3-6) once. Next time you log in, you will be brought directly to your *MyBlueJays* home page.

# How to Log In to *MyBlueJays*



### Member Details

First Name

Last Name

Date of Birth

Gender

Street Address

City

Province

Postal Code

Country

Primary Number

Secondary Number

Email Address

3. Enter the requested contact information to register your account for the season. Then, click **"Next"**.

**Please note:** You will only need to do steps (3-6) once. Next time you log in, you will be brought directly to your *MyBlueJays* home page.

# How to Log In to MyBlueJays

A screenshot of a web form for creating a Toronto Blue Jays account. The form has a blue header with the team's logo. Below the header, there are two consent sections. The first section has a checked checkbox and text about account-related communications. The second section has an unchecked checkbox and text about electronic communications. Both sections include a disclaimer about consent being sought by bluejays.com and controlled by MLB Advanced Media, L.P. At the bottom, there are "Back" and "Next" buttons.

☒ I agree to receive account-related communications from the Toronto Blue Jays, including emails about my tickets. I understand that I can withdraw consent at any time.

IMPORTANT! If you do not check the box above, you will not receive any emails from us, including important notifications about your account, your tickets, and your upcoming games.

Your consent is sought by bluejays.com, controlled by MLB Advanced Media, L.P., for itself and the Toronto Blue Jays, owned by Rogers Blue Jays Baseball Partnership. Please review the bluejays.com [Privacy Policy](#) and the Toronto Blue Jays [Privacy Policy](#).

☐ I agree to receive electronic communications from bluejays.com and the Toronto Blue Jays, including emails about the team and about products, services, sponsors, partners and affiliates. I understand that I can withdraw my consent at any time.

Your consent is sought by bluejays.com, controlled by MLB Advanced Media, L.P., for itself and the Toronto Blue Jays, owned by Rogers Blue Jays Baseball Partnership. Please review the bluejays.com [Privacy Policy](#) and the Toronto Blue Jays [Privacy Policy](#).

[Back](#) [Next](#)

4. Decide whether you would like to opt-in to account-related emails and *Toronto Blue Jays* emails.

**Please note:** If you DO NOT check at least the first box, you will not receive any correspondence from the *Blue Jays*, including important information about upcoming games, game time changes, exclusive event opportunities, etc.

5. Click, “**Next**”.

# How to Log In to MyBlueJays



## 2019 MyBlueJays™ Agreement

By activating and/or using your MyBlueJays account (the "Account"), which is provided to you by Rogers Blue Jays Baseball Partnership ("RBJBP", "us", "we", or "our"), you confirm your acceptance of these terms and conditions, which terms and conditions constitute a binding and enforceable agreement between you and RBJBP (the "Agreement"). Use of your Account and of any related websites, products, services and benefits, including, without limitation, the Services (as defined below) is at all times subject to this Agreement.

This Agreement is in addition to and not in substitution for those policies and terms generally applicable to your use of RBJBP-related and Toronto Blue Jays-related products and services. By way of illustration and not limitation, your use of [www.bluejays.com](http://www.bluejays.com) and of your Account is subject to the [bluejays.com Terms of Use](#) and [Privacy Policy](#), your interactions with us are governed by RBJBP's [Privacy Policy](#), and your use of any admission tickets and attendance at Rogers Centre (the "Stadium") is governed by the rules and standards of conduct posted in or about the Stadium.

Further, any products that you purchase from us, whether or not such products may be accessed or dealt with through your Account, continue to be governed by the specific purchase terms applicable to same. By way of illustration and not limitation, if you have purchased one or more 2019 Toronto Blue Jays full season tickets packages (each, a "Season Ticket Package") or one or more 2019 Toronto Blue Jays game packs (each, a "Game Pack"), our 2019 Ticket Product Purchase Licence and/or 2019 20+ Game, 12+ Game, and/or 6+ Game Pack Terms and Conditions continue to apply to you and your purchase of those products.

RBJBP reserves the right to alter or modify this Agreement at any time in its sole discretion, with or without notice, including without limitation, the right to add, modify cancel, delete or otherwise change any provision of this Agreement or any procedure or benefit of the Account. Any such changes will be posted on the Account homepage.

I confirm that (a) I have carefully read and that I understand and agree to the 2019 MyBlueJays Agreement set out above and (b) I have read and that I understand and agree to the [bluejays.com Terms of Use](#) and [Privacy Policy](#) and the Toronto

Blue Jays [Privacy Policy](#)



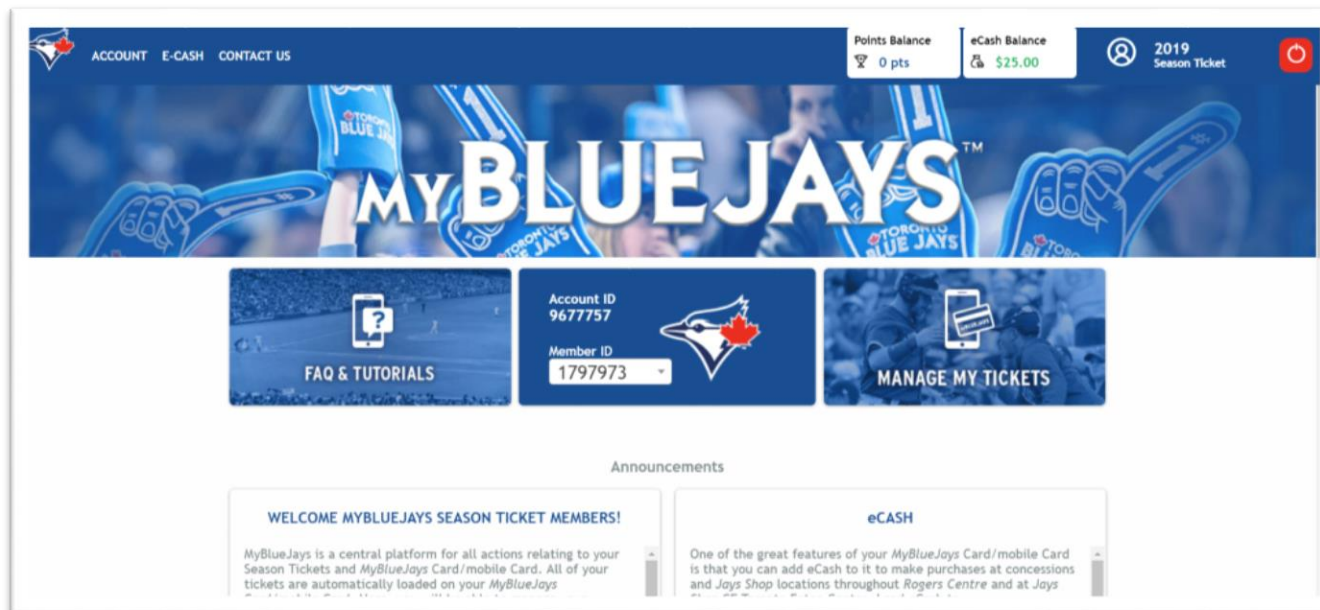
Back

Next

6. Read the 2019 MyBlueJays Terms and Conditions, check the box to confirm that you agree. Click, "Next".



# How to Log In to *MyBlueJays*



7. You have successfully activated your *MyBlueJays* account and will now see your *MyBlueJays* home page. From here, you can manage your tickets, load eCash, and redeem your points throughout the season!